TRADE SECRET

FINAL REPORT

Volume 1 of 4
(Text, Figures 1-4, Tables 1-48 and Appendix A [Tables A1-A5])

STUDY TITLE
A 28-DAY ORAL (GAVAGE) TOXICITY STUDY
OF H-28397 IN RATS WITH A 28-DAY RECOVERY

STUDY NUMBER
WIL-189205

DATA REQUIREMENT
OECD Guideline 407

STUDY DIRECTOR
Matthew C. Haas, BA, LAT

STUDY INITIATION DATE
16 November 2007

STUDY COMPLETION DATE
22 August 2008

PERFORMING LABORATORY
WIL Research Laboratories, LLC
1407 George Road
Ashland, Ohio 44805-8946
U.S.A.

SPONSOR WORK REQUEST, SERVICE CODE
WR 17568, SC 1023

SPONSOR STUDY NUMBER
DuPont-24447

SPONSOR
E.I. du Pont de Nemours and Company
DuPont Haskell Global Centers for Health and Environmental Sciences
1090 Elkton Road, P.O. Box 50
Newark, Delaware 19714
U.S.A.

GOOD LABORATORY PRACTICE COMPLIANCE STATEMENT

This study was conducted in compliance with U.S. EPA (40 CFR part 792) Good Laboratory Practice Standards which are compatible with current OECD Good Laboratory Practices.

Study Director: _____ 22 August 2008

Matthew C Haas, BA, LAT
Staff Toxicologist, Toxicology

Date

QUALITY ASSURANCE UNIT STATEMENT

Phases Inspected

Date(s) of Inspection(s)	Phase Inspected	Date(s) Findings Reported to Study Director	Date(s) Findings Reported to WIL Management	Auditor(s)
07-Dec-2007 10-Dec-2007	Test Article Preparation	10-Dec-2007	17-Jan-2008	L.Weinstock
10-Dec-2007	Test Article Administration	10-Dec-2007	17-Jan-2008	D.Risner
19-Dec-2007	Post-Dose Observations	19-Dec-2007	17-Jan-2008	J.Tooman
27-Dec-2007	Animal Care and Equipment	27-Dec-2007	17-Jan-2008	M.Salyers
07-Jan-2008	Blood Collection and Analysis	07-Jan-2008	28-Feb-2008	D.Risner
07-Jan-2008	Necropsy	07-Jan-2008	28-Feb-2008	J.Tooman
23-Jan-2008	Trimming of Tissues	23-Jan-2008	28-Feb-2008	C.Heifner
26-Mar-2008	Embedding	26-Mar-2008	24-Apr-2008	T.DeVan Booth P.Rusnak
11-Apr-2008 14-Apr-2008 15-Apr-2008	Study Records (A-1, A-2, A-3, A-4, A-5)	15-Apr-2008	20-May-2008	M.Stauffer
15-Apr-2008	Study Records (N-1,N-2)	15-Apr-2008	20-May-2008	L.Goodrich
09-May-2008 10-May-2008	Draft Report (Analytical Appendix)	10-May-2008	23-Jun-2008	M.Stauffer
13-May-2008	Study Records (I-1)	13-May-2008	23-Jun-2008	L.Goodrich
13-May-2008	Study Records (I-2)	13-May-2008	23-Jun-2008	L.Goodrich
14-May-2008	Study Records (H-1, H-2, H-3)	14-May-2008	23-Jun-2008	S.Power
14-May-2008	Study Records (P-1)	14-May-2008	23-Jun-2008	S.Power
14-May-2008	Study Records (C-1)	14-May-2008	23-Jun-2008	L.Goodrich
14-May-2008 15-May-2008	(Pathology Appendix)	15-May-2008	23-Jun-2008	L.Goodrich S.Power
14-May-2008 15-May-2008	Study Records (Rx-1)	15-May-2008	23-Jun-2008	L.Goodrich

Date(s) of Inspection(s)	Phase Inspected	Date(s) Findings Reported to Study Director	Date(s) Findings Reported to WIL Management	Auditor(s)
14-May-2008 15-May-2008 16-May-2008	Draft Report (without Analytical or Pathology Appendices)	16-May-2008	23-Jun-2008	L.Goodrich
22-May-2008	Study Records (A-3 Supplement)	22-May-2008	23-Jun-2008	M.Stauffer

This study was inspected in accordance with the U.S. EPA Good Laboratory Practice Regulations (40 CFR Part 792), the OECD Principles of Good Laboratory Practice, the standard operating procedures of WIL Research Laboratories, LLC, and the sponsor's protocol and protocol amendments with the following exception. The data located in Appendices B (Certificate of Analysis) and H (Liver Metabolic Enzyme Analyses) were the responsibility of the Sponsor. Quality Assurance findings, derived from the inspections during the conduct of the study and from the inspections of the raw data and draft report, are documented and have been reported to the study director. A status report is submitted to management monthly.

This report accurately reflects the data generated during the study. The methods and procedures used in the study were those specified in the protocol, its amendments and the standard operating procedures of WIL Research Laboratories, LLC.

The raw data, the retention sample and the final report will be stored in the Archives at WIL Research Laboratories, LLC, or another location specified by the sponsor.

Approval

This study was inspected according to the criteria discussed in the Quality Assurance Unit Statement.

Report Audited by: Heather L. Johnson 22 Aug 2008
for: Lori J. Goodrich, RQAP-GLP
Group Supervisor, Quality Assurance
Date

Mary L. Stauffer 22 Aug 2008
Mary L. Stauffer, BS
Compliance Specialist
Date

Report Released by: Heather L. Johnson 22 Aug 2008
Heather L. Johnson, BS, RQAP-GLP
Manager, Quality Assurance
Date

KEY STUDY PERSONNEL AND REPORT SUBMISSION

Report Submitted by: _____ 22 August 2008
Matthew C. Haas, BA, LAT
Staff Toxicologist, Toxicology
Study Director
Date

Report Prepared by: _____ 22 August 2008
for Kathy L. Tyson, BS
Senior Study Analyst
Date

Report Reviewed by: _____ 22 August 2008
for Christopher P. Chengelis, PhD, DABT
Director, Toxicology
Date

_____ 22 AUG 2008
Jason M. Roper, PhD
Senior Toxicologist, Inhalation Toxicology
Date

Study Personnel:

Susan C. Haley, BS	Manager, Clinical Pathology
Sally A. Keets, AS	Senior Operations Manager, Vivarium
Carol A. Kopp, BS, LAT	Manager, Gross Pathology and Developmental Toxicology Laboratory
Theresa M. Rafeld	Group Manager, Formulations Laboratory
Michael A. Safron, AS, HT (ASCP), CM	Manager, Histology
Bennett J. Varsho, MPH, DABT	Operations Manager, Developmental and Reproductive Toxicology and the Formulations Laboratory
Robert A. Wally, BS, RAC	Manager, Reporting and Regulatory Technical Services

Sponsor Study Monitor:

Carol Carpenter, BA	Haskell Global Centers for Health and Environmental Sciences

TABLE OF CONTENTS

VOLUME 1 **Page**

VOLUME 1 (continued) **Page**

INDEX OF FIGURES

VOLUME 1 (continued)

Page

INDEX OF TABLES

VOLUME 1 (continued)

Page

VOLUME 1 (continued) **Page**

INDEX OF APPENDICES

VOLUME 1 (continued)

Page

VOLUME 2

VOLUME 3

VOLUME 3 (continued) **Page**

VOLUME 3 (continued)

Page

VOLUME 4

STUDY INFORMATION

Substance Tested:
- FRD-902
- 2,3,3,3-tetrafluoro-2-(heptafluoropropoxy)propionic acid, ammonium salt
- 62037-80-3 (CAS Number)

Haskell Number: 28397

Composition:

88%	HFPO Dimer Acid Ammonium Salt
13.3%	Water
3.4 ppm	Perfluorooctanoic acid

Purity: 88%

Physical Characteristics: Clear and colorless liquid

Study Initiated/Completed: 16 November 2007 / 22 August 2008

Experimental Start/Termination (Completion): 27 November 2007 / 7 April 2008

SUMMARY

A. Objective

The objective of this study was to evaluate the potential toxicity, and recovery therefrom, of H-28397 when administered orally by gavage to rats for 28 consecutive days.

B. Test Guidelines

The protocol was designed to be in compliance with the United States Environmental Protection Agency (EPA) Good Laboratory Practice Regulations (40 CFR Part 792), 18 September 1989, the Organization for Economic Co-operation and Development Principles of Good Laboratory Practice [C/97 186/Final] and the Organization for Economic Cooperation and Development (OECD) Guidelines for Testing of Chemicals, Health Effects Test Guidelines, Section 407, Repeated Dose 28-Day Oral Toxicity Study in Rodents, adopted 27 July 1995.

C. Study Design

The test substance, H-28397, was administered orally by gavage once daily for 28 consecutive days to 3 groups (Groups 2-4) of Crl:CD(SD) rats. Dosage levels were 0.3, 3 and 30 mg/kg/day and 3, 30 and 300 mg/kg/day for males and females, respectively. A concurrent control group (Group 1) received the vehicle on a comparable regimen. The dose volume was 12 mL/kg for all groups from study day 0 to 24 (males) or study day 0 to 23 (females) and 10 mL/kg for the remainder of the dosing period. Groups 1 and 4 each consisted of 20 animals/sex and Groups 2 and 3 each consisted of 10 animals/sex. Following 28 days of dose administration, 10 rats /sex/group were euthanized; the remaining 10 rats/sex in the control and high dose groups were euthanized following a 29-day nondosing (recovery) period.

All animals were observed twice daily for mortality and moribundity. Clinical examinations were performed daily, and detailed physical examinations were performed weekly. Individual body weights and food consumption were recorded weekly. Clinical pathology evaluations (hematology, coagulation, serum chemistry and urinalysis) were performed for all rats at the primary (study week 4) and recovery (study week 8) necropsies. Complete necropsies were conducted on all animals, and selected organs were weighed at the scheduled necropsies. Selected tissues were examined microscopically from all animals. Sections of the livers from all animals were collected at the scheduled necropsies for total cytochrome P450 content and beta-oxidation activity determinations.

D. Results

There were no test substance-related effects on survival. Body weights and food consumption were unaffected by test substance administration. There were no test substance-related

alterations in coagulation or urinalysis parameters. Review of the gross necropsy observations revealed no findings that were considered to be associated with administration of the test substance.

There were no significant elevations in liver enzyme values in test substance-treated males and females.

Possible test substance-related clinical findings included yellow material around the urogenital area noted occasionally in the 300 mg/kg/day group females at 1 to 2 hours post-dosing from study day 3 to 25. These findings were not noted during the recovery period.

Alterations in hematologic parameters that were considered test substance-related but nonadverse changes were limited to males. Changes in the red cell mass parameters included minimally lower red blood cells, hemoglobin and hematocrit in the 3 and 30 mg/kg/day group males at study week 4. Absolute reticulocyte counts in the 3 and 30 mg/kg/day group males were slightly higher (up to 19.1%) than the control group at week 4 but were similar to the control group values by study week 8. Changes in the erythron showed recovery by study week 8 and were not considered adverse.

Test substance-related changes in serum chemistry parameters were consistent with a peroxisome proliferator, and were generally within WIL historical control ranges (version 2.5). Therefore, these changes were considered not adverse. Higher albumin levels in the 3 and 30 mg/kg/day group males, higher urea nitrogen levels in the 30 mg/kg/day group males and lower cholesterol and triglyceride levels in the 0.3, 3 and 30 mg/kg/day group males at study week 4 were slight and showed recovery by study week 8. Lower globulin levels and higher albumin/globulin ratios in the 3 and 30 mg/kg/day group males and the 300 mg/kg/day group females at study week 4 showed recovery by study week 8. Glucose levels were statistically significantly higher (15.2%) than the control group in the 30 mg/kg/day group males at study week 4, but were lower than the control group at study week 8. These higher glucose levels were within the WIL historical control ranges and were not considered adverse.

Significantly higher liver weights occurred in the 3 and 30 mg/kg/day group males in a dose-related manner and in the 300 mg/kg/day group females. These findings correlated with test substance-related changes of multifocal centrilobular hypertrophy observed in the liver of male and female rats treated with H-28397. Although females were administered higher doses of H-28397, these changes were more subtle than in males. There were no changes in clinical chemistries (liver enzymes) or histopathology indicative of liver cytotoxicity. Therefore, liver weight changes and hepatocellular hypertrophy were considered nonadverse. Histologic examination of the liver from recovery animals revealed no evidence of centrilobular hypertrophy.

H-28397 was an inducer of hepatic peroxisomal β-oxidation activity, a measure of peroxisome proliferation, in male rats after administration of 0.3, 3 and 30 mg/kg/day and in female rats after administration of 30 and 300 mg/kg/day of 28 days oral gavage. Total hepatic microsomal cytochrome P-450 enzyme content was increased at a dosage of 30 mg/kg/day of 28 days oral gavage in male rats but not in females. β-oxidation activity (male and female) and total

cytochrome P-450 content (male) had returned to control levels after approximately 28 days of recovery.

E. Conclusions

Based on the results of this study, H-28397 administered orally (gavage) to Crl:CD(SD) rats for 28 consecutive days was well tolerated with no effects on survival. Effects noted in treated groups were consistent with a peroxisome proliferator (PPARα agonist) and were generally more consistent, and occurred at lower doses, in males compared to females. Changes included increased liver ß-oxidation activity, increased liver weights, minimal hepatocellular hypertrophy, changes in serum lipids and proteins, and minimal decreases in red cell mass parameters. Changes in clinical pathology parameters in individual animals were generally within or just outside WIL historical control ranges for the respective parameters and there were no changes in clinical chemistry or histopathology suggestive of liver injury. As such, these changes were considered to be test substance-related but nonadverse. Therefore, under the conditions of this study, the no-observed-adverse-effect level (NOAEL) for oral (gavage) administration of H-28397 to Crl:CD(SD) rats for 28 consecutive days was 30 and 300 mg/kg/day for males and females, respectively.

INTRODUCTION

A. General Study Information

This report presents the data from "A 28-Day Oral (Gavage) Toxicity Study of H-28397 in Rats with a 28-Day Recovery". Due to software spacing constraints, the study title appears as "A 28-Day Oral Study of H-28397 in Rats with a 28-Day Recovery" on the report tables. On 15 February 2008, Matthew C. Haas, BA, LAT assumed the role of study director originally held by Michael C. Koch, PhD.

The following computer protocols were used for data collection during the study:

Computer Protocol(s)	Type of Data Collected
WIL-189205M	Main study data (males)
WIL-189205F	Main study data (females)
WIL-189205D	Recovery data (males)
WIL-189205W	Recovery data (females)
WIL-189205P	Pretest data (males)
WIL-189205Q	Pretest data (females)

B. Key Study Dates

Date(s)	Event(s)
27 November 2007	Experimental starting date (animal receipt)
6 December 2007	Assignment to study groups
10 December 2007	Experimental start date (initiation of dose administration for males; study week 0)
11 December 2007	Initiation of dose administration for females (study week 0)
7 January 2008	Primary necropsy (males; study week 4)
8 January 2008	Primary necropsy (females; study week 4)
4 February 2008	Recovery necropsy (males; study week 6)
5 February 2008	Recovery necropsy (females; study week 6)
7 April 2008	Experimental termination (completion) date (last histopathological examination)

STUDY DESIGN



EXPERIMENTAL PROCEDURES - MATERIALS AND METHODS

A. Test Substance And Vehicle

1. Test Substance Identification

The test substance, H-28397, was received from E.I. duPont Nemours and Company, Newark, Delaware, on 2 November 2007, as follows:

Identification	Quantity Received	Physical Description
H-28397 Lot no. E1131181-19-B Retest date: 16 November 2008 [WIL log no. 7741A]	2 bottles Total gross weight: 2787 g	Clear, colorless liquid

Documentation regarding the purity and stability of the test substance is on file with the sponsor and WIL Research Laboratories LLC. A Certificate of Analysis for the test substance was provided by the sponsor and is presented in Appendix B. The purity of the test substance was 88%. The test substance was stored at room temperature, protected from light, and was considered stable under these conditions. A reserve sample of the test substance (approximately 1 gram) was collected on 9 November 2007, and stored in the Archives of WIL Research Laboratories, LLC.

2. Vehicle Identification

The vehicle used in preparation of the test substance formulations and for administration to the control group was deionized water (prepared on-site).

3. Preparation

Dosing formulations were prepared at the concentrations indicated in the following table:

Group Number	Test Substance	Dosage Level (mg/kg/day) Males	Dosage Level (mg/kg/day) Females	Test Substance Concentration (mg/mL)[a] Males	Test Substance Concentration (mg/mL)[a] Females
2	H-28397	0.3	3	0.03	0.3
3	H-28397	3	30	0.3	3
4	H-28397	30	300	3	30

[a] = Test substance formulations were adjusted by a factor of 1.14 to account for test substance purity.

The appropriate amount of the test substance for a 234 mg/mL H-28397 stock solution formulation was weighed into a tared, calibrated glass container. Vehicle was added to the container to bring the formulation nearly to the calibration mark. The formulation was mixed until uniform using a magnetic stirrer. Vehicle was then added to the container to bring the formulation to the calibration mark. The formulation was again mixed until uniform using a magnetic stirrer and then allowed to stir overnight in the refrigerator. An appropriate volume of the stock test substance solution for each formulation was added to an appropriate volume of vehicle in a calibrated glass container. Each formulation was mixed until uniform using a magnetic stirrer. Vehicle was then added to each container to bring the formulations to the calibration mark. The formulations were again mixed until uniform using a magnetic stirrer and allowed to stir overnight in the refrigerator.

The test substance formulations for Groups 2-4 were prepared approximately weekly as single formulations for each dosage level, divided into aliquots for daily dispensation and stored refrigerated, protected from light. The test substance formulations were stirred continuously throughout the preparation, sampling and dose administration procedures. The pH was measured for the formulations prepared on 7 December 2007; the pH measurements for the 0, 0.03, 0.3, 3 (for administration to females), 3 (for administration to males) and 30 mg/mL formulations were 8.10, 7.81, 7.82, 8.33, 7.99 and 8.55, respectively.

4. Sampling And Analyses

Several pre-initiation formulations (26 and 30 November 2007 and 5 December 2007) were attempted but had results that failed to meet the acceptable range prescribed in the WIL standard operating procedures. Prior to the initiation of dose administration (26 and 30 November 2007), 0.01 and 30 mg/mL test substance formulations were prepared, without the use of the stock solution, in volumes required to dose a group of animals for approximately 1 week at the lowest and highest concentrations to be used in this and subsequent studies. Quadruplicate samples (1 mL each) for homogeneity determination were collected on the day of formulation from the top, middle and bottom strata of these formulations. The middle stratum samples were also used for concentration analyses. In addition, quadruplicate samples (1 mL each) were collected from the top and bottom strata of aliquots from each of these formulations for resuspension homogeneity and stability determination. One aliquot was stored at room temperature (approximately 18ºC to 24ºC) for 5 hours prior to sampling and the other was stored refrigerated (approximately 2ºC to 8ºC) for 10 days. Because the pre-initiation formulations results from the formulations prepared on 26 and 30 November 2007 were outside the acceptable range prescribed in the WIL standard operating procedures, another pre-initiation formulation was prepared on 5 December 2007 by using the stock solution prepared on 4 December 2007. On 6 December 2007, after allowing the 0.01 and 30 mg/mL formulations prepared on 5 December 2007 to stir overnight, quadruplicate samples (1 mL each) for homogeneity determination were collected from the top, middle and bottom strata of these formulations. The middle stratum samples were also used for concentration analyses. In addition, 2 sets of quadruplicate samples (1 mL each) were collected from the top and bottom strata of aliquots from each of these formulations for resuspension homogeneity and stability determination. One aliquot was stored at room temperature (approximately 18ºC to 24ºC) for 5 hours prior to analysis and the other aliquot was stored refrigerated (approximately 2ºC to 8ºC) for 10 days.

Because the pre-initiation formulation results from the formulations prepared on 5 December 2007 were outside the acceptable range prescribed in the WIL standard operating procedures, the concentration of the test substance stock solution was investigated. On 5 and 14 December 2007 and 7 January 2008, quadruplicate samples (1 mL each) were collected from the stock solution of the test substance (15% purity). Two of the samples collected on 5 December 2007 from the stock solution prepared on 4 December 2007 were transferred to the Analytical Chemistry Department, WIL Research Laboratories, LLC for concentration analyses. The remaining samples were stored frozen (approximately -20ºC), protected from light as backup samples.

Because concentration, homogeneity, stability and resuspension homogeneity of the dosing formulations were not established prior to the preparation of the dosing formulations, quadruplicate samples (1.0 mL each) for homogeneity determinations were collected on 8 December 2007 from the top, middle and bottom strata of the 0.03 and 30 mg/mL formulations prepared on 7 December 2007. Additionally, quadruplicate samples (1.0 mL each) for resuspension homogeneity and stability determinations were collected from the top and bottom strata of an aliquot stored at room temperature for 5 hours and another aliquot refrigerated for 10 days. Two of each 4 samples were analyzed and the remaining samples were stored frozen as backup samples.

Samples (1 mL each) for concentration analyses were collected from the middle stratum of each dosing formulation (including the vehicle administered to the control group) prepared for administration during study weeks 0, 1, 2 and 3. Two samples from each of the study week 0 and 3 dosing formulations were analyzed; the remaining samples were stored frozen (approximately -20ºC), protected from light for possible future analysis. All analyses were conducted by the Analytical Chemistry Department, WIL Research Laboratories, LLC. The methodology and results of these analyses of the dosing formulations are presented in Appendix C and the results are summarized in Section A (Analytical Chemistry) of the Results and Discussion. Upon finalization of the report, any unanalyzed samples will be discarded.

B. Test System

Crl:CD(SD) rats from Charles River Laboratories, Inc., Raleigh, North Carolina were used as the test system on this study. This species and strain of animal is recognized as appropriate for subchronic toxicity studies. The Sprague Dawley rat was used because it is a widely used strain for which significant historical control data are available. The animals were approximately 7 weeks old at the initiation of dose administration.

C. Organization Of Test Groups, Dosage Levels And Treatment Regimen

The vehicle and test substance formulations were administered orally by gavage via an appropriately-sized flexible Teflon® shafted, stainless steel ball tipped dosing cannula (Natume, Japan) once daily for 28 consecutive days, through the day prior to the scheduled primary necropsy (study day 27). The dosage volume for all groups was 12 mL/kg from study day 0 to 24 (males) or study day 0 to 23 (females) and 10 mL/kg for the remainder of the dosing period. Individual doses were based on the most recently recorded body weights to provide the correct

mg/kg/day dosage. Adjusted doses became effective the day after collection of the weekly body weights.

The following table presents the study group assignment:

Group Number	Test Substance	Dosage Level (mg/kg/day) [a] Males	Dosage Level (mg/kg/day) [a] Females	Dosage Volume (mL/kg)	Number of Animals [b] Males	Number of Animals [b] Females
1	Vehicle	0	0	10 [c]	20	20
2	H-28397	0.3	3	10 [c]	10	10
3	H-28397	3	30	10 [c]	10	10
4	H-28397	30	300	10 [c]	20	20

[a] = Test substance formulations were adjusted by a factor of 1.14 to account for test substance purity.

[b] = Following 28 days of dose administration, 10 rats/sex/group were euthanized; the remaining 10 rats/sex in the control and high dose groups were euthanized following a 29-day nondosing (recovery) period.

[c] = Due to lower than acceptable suspension formulation concentrations, the dose volume was increased to 12 mL/kg for all groups from study day 0 to 24 (males) or study day 0 to 23 (females) to ensure that animals received protocol-specified dosage levels. For the remainder of the dosing period, the dosage volume was 10 mL/kg as the dosing formulations prepared for study week 3 were within the specified target range.

Dosage levels were selected by the Sponsor based upon existing toxicity data for this test substance.

The selected route of administration for this study was oral (gavage) because one of the study objectives is to determine the potential toxicity of the test substance when administered by the oral route and further potential testing will be by the oral route. The number of animals selected for this study was the minimum required to yield statistically and scientifically meaningful data and was consistent with regulatory agency expectations.

D. Animal Receipt And Acclimation/Pretest Period

Seventy male and 70 female Crl:CD(SD) rats were received in good health on 27 November 2007, from Charles River Laboratories, Inc., Raleigh, North Carolina. The animals were approximately 38 days old at receipt. Each animal was examined by a qualified technician on the day of receipt and weighed 3 days later. Each animal was uniquely identified by a Monel® metal ear tag displaying the permanent identification number. All animals were housed for a 13- (males) or 14-day (females) acclimation/pretest period. During this period, each animal was observed twice daily for mortality and changes in general appearance or behavior.

Pretest data collection began on 30 November 2007. Individual body weights were recorded and detailed physical examinations were performed periodically during the pretest period. Food

consumption data were also recorded for pretest animals prior to the initiation of dose administration. Pretest clinical observations are presented in Appendix D.

E. Animal Housing

Upon arrival, all animals were housed individually in clean, stainless steel, wire-mesh cages suspended above cage board. Animals were maintained in accordance with the *Guide for the Care and Use of Laboratory Animals* (National Research Council, 1996). The animal facilities at WIL Research Laboratories, LLC are accredited by the Association for Assessment and Accreditation of Laboratory Animal Care International (AAALAC International).

F. Diet, Drinking Water And Maintenance

The basal diet used in this study, PMI Nutrition International, LLC, Certified Rodent LabDiet® 5002 (meal), is a certified feed with appropriate analyses performed by the manufacturer and provided to WIL Research Laboratories, LLC. Reverse osmosis-treated (on-site) drinking water, delivered by an automatic watering system, and the basal diet were provided ad libitum throughout the study, except during the period of fasting prior to blood collection when food, but not water, was withheld. Municipal water supplying the facility was analyzed for contaminants according to the standard operating procedures. The results of the diet and water analyses are maintained at WIL Research Laboratories, LLC, with copies of the appropriate analyses included in the study records. No contaminants were present in animal feed or water at concentrations sufficient to interfere with the objectives of this study.

G. Environmental Conditions

All animals were housed throughout the acclimation period and during the study in an environmentally controlled room. The room temperature and humidity controls were set to maintain daily averages of 71 ± 5°F (22 ± 3°C) and 50 ± 20% relative humidity. Room temperature and relative humidity were controlled and monitored using the Metasys® DDC Electronic Environmental control system. These data were recorded approximately hourly and are summarized in Appendix E. Actual mean daily temperature ranged from 70.1°F to 71.0°F (21.2°C to 21.7°C) and mean daily relative humidity ranged from 29.8% to 60.9% during the study. Fluorescent lighting provided illumination for a 12-hour light (0600 hours to 1800 hours)/12-hour dark photoperiod. The 12-hour light/12-hour dark photoperiod was interrupted as necessary to allow for the performance of protocol-specified activities. Air handling units were set to provide a minimum of 10 fresh air changes per hour.

H. Assignment Of Animals To Treatment Groups

On 6 December 2007 (4 days prior to the initiation of dose administration), all available rats were weighed and examined in detail for physical abnormalities. These data were collected using the WIL Toxicology Data Management System (WTDMS™) and reviewed by the study director. The animals judged suitable for assignment to the study were selected for use in a

computerized randomization procedure. A printout containing the animal numbers, corresponding body weights and individual group assignments was generated based on body weight stratification in a block design. The animals were then arranged into groups according to the printout. Individual body weights at randomization were within ± 20% of the mean for each sex. The control and high-dose groups (Groups 1 and 4, respectively) each consisted of 20 males and 20 females, and the low- and mid-dose groups (Groups 2 and 3, respectively) each consisted of 10 males and 10 females. Individual body weights ranged from 204 g to 260 g for males and from 163 g to 209 g for females at the initiation of dosing.

PARAMETERS EVALUATED

A. Clinical Observations And Mortality

All animals were observed twice daily, once in the morning and once in the afternoon, for mortality and moribundity.

Clinical examinations were performed twice daily, at the time of dose administration and approximately 1 to 2 hours following dose administration. During the recovery period, the animals were observed once daily. Observations during the recovery period were not performed on days when detailed physical examinations were conducted. The absence or presence of findings was recorded for individual animals at the scheduled intervals. Detailed physical examinations were conducted on all animals at least once during the pretest period, at randomization and at least weekly thereafter, and prior to the scheduled necropsies. Any observations noted outside of the above-specified intervals were also recorded.

B. Body Weights

Individual body weights were recorded at least weekly (including at pretest initiation and at randomization), beginning at least 1 week prior to test substance administration (study week -2), and on the day prior to the scheduled necropsies (non-fasted). Mean body weights and mean body weight changes were calculated for the corresponding intervals. Final body weights (fasted) were recorded prior to the scheduled necropsies.

C. Food Consumption

Individual food consumption was recorded approximately weekly, beginning at least 1 week prior to test substance administration (study week -2 to -1). Food intake was calculated as g/animal/day for the corresponding body weight intervals. When food consumption could not be measured for a given interval (due to spillage, weighing error, obvious erroneous value, etc.), the appropriate interval was footnoted as "NA" (Not Applicable) on the individual tables.

D. Clinical Pathology

Blood and urine samples for clinical pathology evaluations (hematology, coagulation, serum chemistry and urinalysis) were collected from all animals at the scheduled necropsies (study weeks 4 and 8). The animals were fasted overnight prior to blood collection while in metabolism cages for urine collection. Blood was collected for hematology and serum chemistry evaluation via the retro-orbital sinus of animals anesthetized by inhalation of isoflurane. Blood was collected for coagulation parameters at the time of euthanasia via the vena cava of animals euthanized by inhalation of carbon dioxide. Blood was collected into tubes containing EDTA (hematology), sodium citrate (coagulation) or no anticoagulant (serum chemistry). Clinical

pathology methods, procedures and references are presented in Appendix F. Interpretation of the clinical pathology data was performed by Ellen L. Ziemer, DVM, PhD, DACVIM, DACVP (Appendix G). The following parameters were evaluated:

1. Hematology And Coagulation

Blood smears[a]
Total leukocyte count (White Cells)
Erythrocyte count (Red Cells)
Hemoglobin
Hematocrit
Mean corpuscular volume (MCV)
Mean corpuscular hemoglobin (MCH)
Mean corpuscular hemoglobin concentration (MCHC)
Platelet count (Platelet)
Prothrombin time (ProTime)
Activated partial thromboplastin time (APTT)
Reticulocyte count
Percent (Reticulocyte)
Absolute (Retic Absolute)
Differential leukocyte count -
Percent and absolute
-Neutrophil
-Lymphocyte
-Monocyte
-Eosinophil
-Basophil
-Large unstained cell

( ) - Designates tabular abbreviation
[a] - Blood smears were made for all animals receiving a hematology evaluation as per WIL Research Laboratories, LLC standard operating procedures. These blood smears were not evaluated as doing so was not scientifically warranted.

2. Serum Chemistry

Albumin
Total protein
Globulin [by calculation]
Albumin/globulin ratio (A/G Ratio) [by calculation]
Total bilirubin (Total Bili)
Urea nitrogen
Creatinine
Alkaline phosphatase (AlkalinePhos'tse)
Alanine aminotransferase (Alanine Transfer)
Aspartate aminotransferase (AspartatTransfer)
Gamma glutamyltransferase (GlutamylTransfer)
Glucose
Total cholesterol (Cholesterol)
Calcium
Chloride
Phosphorus
Potassium
Sodium
Sorbitol dehydrogenase [a]
Triglycerides (Triglyceride)

( ) - Designates tabular abbreviation
[a] - Presented on special chemistry tables

3. Urinalysis

Specific gravity (SG)
pH
Urobilinogen (URO)
Total volume (TVOL)
Color (COL)
Clarity (CLA)
Protein (PRO)
Glucose (GLU)
Ketones (KET)
Bilirubin (BIL)
Occult blood (BLD)
Leukocytes (LEU)
Nitrites (NIT)
Microscopy of sediment
[Tabular abbreviations appear on individual tables]
Osmolality[a]

( ) - Designates tabular abbreviation
[a] - Presented on urine chemistry tables

E. Anatomic Pathology

1. Macroscopic Examination

A complete necropsy was conducted on all animals. Animals were euthanized by carbon dioxide inhalation and exsanguinated. The necropsies included, but were not limited to, examination of the external surface, all orifices, and the cranial, thoracic, abdominal and pelvic cavities, including viscera. Clinical findings that were confirmed macroscopically were designated CEO (correlates with externally observed) on the individual macroscopic data tables. At the time of necropsy, the following tissues and organs were collected and placed in 10% neutral-buffered formalin (except as noted):

Adrenals (2)
Aorta
Bone with marrow
  Femur
  Sternum
Bone marrow smear [a]
Brain
  Cerebrum Level 1
  Cerebrum Level 2
  Cerebellum with medulla/pons
Cervix
Epididymides (2) [c]
Exorbital lacrimal glands
Eyes with optic nerve (2) [b]
Gastrointestinal tract
  Esophagus
  Stomach
  Duodenum
  Jejunum
  Ileum
  Peyer's Patches
  Cecum
  Colon
  Rectum
Heart
Kidneys (2)
Larynx
Liver (sections of 2 lobes)
Lungs (including bronchi, fixed by inflation with fixative)
Lymph nodes
  Mandibular
  Mesenteric
Nasal cavity[d]
Ovaries (2) with oviducts [e]
Pancreas
Peripheral nerve (sciatic)
Pharynx
Pituitary
Prostate
Salivary glands [mandibular (2)]
Seminal vesicles (2)
Skeletal muscle (rectus femoris)
Skin (with mammary gland) [f]
Spinal cord (cervical, thoracic, lumbar)
Spleen
Testes (2) [c]
Thymus
Thyroid [with parathyroids, if present] [e]
Tongue
Trachea
Urinary bladder
Uterus and vagina
All gross lesions and masses (when possible)

[a] - Not taken from animals found dead, not placed in formalin, not evaluated.
[b] - Fixed in Davidson's solution.
[c] - Fixed in Bouin's solution.
[d] - Levels I and III according to the method of Young (Young, 1981) were examined.
[e] - Oviducts and parathyroids were examined microscopically if in the plane of section and in all cases where a gross lesion of the organ was present.
[f] - For females; a corresponding section of skin was taken from the same anatomic area for males.

2. Organ Weights

The following organs were weighed from all animals at the scheduled necropsies:

Adrenals	Ovaries with oviducts
Brain	Spleen
Epididymides	Testes
Heart	Thymus
Kidneys	Uterus
Liver	

Paired organs were weighed together. Organ-to-final-body-weight and organ-to-brain-weight ratios were calculated.

3. Slide Preparation and Microscopic Examination

After fixation, protocol specified tissues were trimmed according to standard operating procedures and the protocol. Trimmed tissues were processed into paraffin blocks, sectioned at 4 to 8 microns, mounted on glass microscope slides and stained with hematoxylin and eosin.

Microscopic examination was performed on all tissues listed in Section E.1., Parameters Evaluated, from all animals in the control and high-dose groups euthanized at the scheduled primary necropsy. Gross lesions were examined from animals in the low- and mid-dose groups euthanized at the primary necropsy and animals in the control and high-dose groups euthanized at the recovery necropsy. In addition, the liver was evaluated from animals in the low- and mid-dose groups euthanized at the primary necropsy, as well as animals in the control and high-dose group at the recovery necropsy. Missing tissues were identified as not found at necropsy, lost at necropsy, lost during processing or other designations as appropriate. Tissues may appear on the report tables as not examined due to the tissue not being in the plane of section, not present at trimming, etc. Microscopic examination was performed by Meliton Novilla, DVM, PhD, DACVP, Senior Pathologist, WIL Research Laboratories, LLC (Appendix G).

F. Liver Metabolic Enzyme Analysis

Following collection of the organ weights for all animals euthanized at the scheduled necropsies, an approximate 3-gram section of liver (median lobe and caudate lobe, if necessary) was collected. The liver tissue was then rinsed in chilled saline, placed into a cryovial, flash frozen in liquid nitrogen and stored frozen (approximately -60° to -80°C) until shipment on dry ice via overnight courier to DuPont Haskell Global Centers for Health and Environmental Sciences, Newark, Delaware, for analysis. Results of the analyses are presented in Appendix H.

G. Statistical Methods

All statistical tests were performed using appropriate computing devices or programs. Analyses were conducted using two-tailed tests (except as noted otherwise) for minimum significance levels of 1% and 5%, comparing each test substance-treated group to the control group by sex. Each mean was presented with the standard deviation (S.D.), standard error (S.E.) and the number of animals (N) used to calculate the mean. In addition, percent difference from the control group is presented for body weights, clinical pathology parameters (excluding urinalysis)

and organ weights. Due to the different rounding conventions inherent in the types of software used, the means and standard deviations on the summary and individual tables may differ by ±1 in the last significant figure.

Body weight, body weight change, food consumption, clinical pathology (except gamma glutamyltransferase), and organ weight data were subjected to a parametric one way analysis of variance (ANOVA) (Snedecor and Cochran, 1980) to determine intergroup differences. If the ANOVA revealed statistically significant ($p<0.05$) intergroup variance, Dunnett's test (Dunnett, 1964) was used to compare the test substance-treated groups to the control group. Gamma glutamyltransferase values under range were assigned a value of 0.1 (half the lower limit of quantitation) for statistical analysis and reporting. Gamma glutamyltransferase data were subjected to the Kruskal-Wallis nonparametric ANOVA test (Kruskal and Wallis, 1952) to determine intergroup differences. If the ANOVA revealed statistically significant ($p<0.05$) intergroup variance, the Mann-Whitney U-test (Kruskal and Wallis, 1952) was used to compare the test substance-treated groups to the control group.

Liver metabolic analyses were conducted using two-tailed tests for a minimum significance level of 5%, comparing each test substance-treated group to the control group by sex. Cytochrome P450 and beta-oxidation data were subjected to a preliminary test of homogeneity (Levene, 1960) and normality (Shapiro and Wilk, 1965). If the preliminary test was not significant, one-way analysis of variance (Snedecor and Cochran, 1980) followed by Dunnett's test (Dunnett, 1964; Tamhane, 1979) was performed. If the preliminary test was significant, a Kruskal-Wallis test (Kruskal and Wallis, 1952) followed by Dunn's test (Dunn, 1964) was performed.

H. Data Retention

The Sponsor has title to all documentation records, raw data, specimens, slides or other work product generated during the performance of the study. All work product generated by WIL Research Laboratories, LLC, including slides, specimens, raw paper data, pertinent electronic storage media and leftover test substance will be returned to the Sponsor as specified in the study protocol. Unless otherwise indicated, all remaining formulation and clinical pathology samples were discarded prior to or at the time of issuance of the final report. Data generated by the Sponsor will be archived by the Sponsor or the Sponsor's designee.

A reserve sample of the test substance, pertinent electronic storage media and the original final report are retained in the Archives at WIL Research Laboratories, LLC in compliance with regulatory requirements. All remaining formulation and clinical pathology samples will be discarded upon issuance of the final report.

RESULTS AND DISCUSSION

A. Analytical Chemistry

Analytical Chemistry Report: Appendix C

The analyzed dosing formulations were found to contain the amount of test substance prescribed in the WIL SOP range for suspensions (85% to 115%) and the 30 mg/mL formulation was homogeneous and stable stored for 5 hours at room temperature or 10 days refrigerated with the following exception. The 3 mg/mL dosing formulation prepared on 7 December 2007 was 83.0% of the target concentration. Other formulations were in the lower range of acceptable limits. Consequently, the study director changed the dosage volume from 10 to 12 mL/kg until 3 January 2008 when the dosing formulations prepared for study week 3 were all within the specified range for dose concentration. The 0.03 mg/mL dosing formulation did not meet requirements of the WIL standard operating procedure acceptance criteria for homogeneity (11% RSD) and following 5 hours of room temperature storage, for resuspension homogeneity (14% RSD) or stability (82.2% pre-storage) which were believed to be a result of drift in ionization efficiency in the mass spectrometer. Consequently, the assay was cross-validated with modified diluent and mobile phases.

Results of the dosing formulations are summarized below.

Text Table 1. Results of Homogeneity Analyses

	Group 2 Males (0.03 mg/mL)	Group 4 Females (30 mg/mL)
Homogeneity Assessment of the 7 December 2007 Formulations		
Mean Concentration (mg/mL)	0.0331	26.0
RSD (%)	11	5.0
Mean % of Target	110	86.6
5-Hour Resuspension Homogeneity Assessment of the 7 December 2007 Formulations		
Mean Concentration (mg/mL)	0.0272	25.0
RSD (%)	14	4.3
Mean % of Target	90.6	83.2
10-Day Resuspension Homogeneity Assessment of the 7 December 2007 Formulations		
Mean Concentration (mg/mL)	0.0338	29.5
RSD (%)	4.1	8.8
Mean % of Target	113	98.5

Text Table 2. Results of Stability Analyses

	Mean Concentration, mg/mL (% of Time Zero)	
	Group 2 Males (0.03 mg/mL)	Group 4 Females (30 mg/mL)
5 Hours Room Temperature Storage	0.0272 (82.2)	25.0 (96.0)
10 Days Refrigerated (2-8°C) Storage	0.0338 (102)	29.5 (114)

Text Table 3. Results of Concentration Analyses

	Mean Concentration, mg/mL (% of Target)					
Date of Preparation	Group 1 (0 mg/mL)	Group 2 Males (Low) (0.03 mg/mL)	Group 2 Females Group 3 Males (0.3 mg/mL)	Group 3 Females (3 mg/mL)	Group 4 Males (3 mg/mL)	Group 4 Females (High) (30 mg/mL)
7 December 2007	ND	0.0336 (112)	0.272 (90.7)	2.49 (83.0)	2.59 (86.5)	27.2 (90.8)
28 December 2007	<LLOQ	0.0282 (93.9)	0.296 (98.5)	2.94 (98.1)	3.02 (101)	29.9 (99.6)

ND = No test substance chromatographic peak detected.
<LLOQ = Less than lower limit of quantitation

B. Clinical Observations And Mortality

Summary Data: Tables 1 through 10
Individual Data: Tables A1 through A10

All animals survived to the scheduled necropsies. Yellow material around the urogenital area was noted occasionally for 9 females in the 300 mg/kg/day group at 1 to 2 hours post-dosing from study day 3 to 25. This finding was not noted during the recovery period. All other clinical findings in the test substance-treated groups were noted with similar incidence in the control group, were limited to single animals, were not noted in a dose-related manner and/or were common findings for laboratory rats of this age and strain.

C. Body Weights

Summary Data: Tables 11 through 22; Figures 1, 2, 3, 4
Individual Data: Tables A11, A12, A13, A14, A15, A16

There were no test substance-related effects on body weight. Although mean body weight gain from study week 0 to 1 in the 3 mg/kg/day group males was statistically significantly higher than the control group, mean body weight gain in the 3 mg/kg/day group females and 30 mg/kg/day group males was similar to the control group. Therefore, this transient difference was not considered test substance-related. Despite statistically significantly higher mean body weight gain from study week 2 to 3 in the 30 mg/kg/day group females compared to the control group, mean body weight in this group was similar to the control group at study week 3. There were no

other statistically significant differences when the control and test substance-treated groups were compared.

D. Food Consumption

Summary Data: Tables 23, 24, 25, 26
Individual Data: Tables A17, A18

Food consumption was unaffected by test substance administration. There were no statistically significant differences when the control and test substance-treated groups were compared.

E. Clinical Pathology

1. Hematology And Coagulation

Summary Data: Tables 27, 28
Individual Data: Tables A19, A20, A21, A22
Pathology Report: Appendix G

There were no test substance-related alterations in coagulation parameters.

Minimal, statistically significant decreases in red cell mass parameters (RBC, hemoglobin and hematocrit) were present in the 3 and 30 mg/kg/day male groups (Text Table 4). These decreases were associated with minimal increases in absolute reticulocyte counts. The decreases in red cell mass parameters were minimal (≤7.9% below the control mean for all parameters), and values for red cell mass parameters and reticulocyte counts in individual animals in the 3 and 30 mg/kg/day male groups were within WIL historical control ranges for the respective parameters. Therefore, the hematological changes in the 3 and 30 mg/kg/day male groups were considered to be test substance-related but nonadverse. There were no statistically significant changes in red cell mass parameters or reticulocytes following the 4-week recovery period.

Text Table 4. Selected Hematology Findings - Males

Analysis	Group (mg/kg/day):	0	0.3	3	30
Red Cells (mil/uL)					
Week 4	Mean	8.44	8.27	8.12*	7.97**
	% Difference		-2.0	-3.8	-5.6
Week 8	Mean	8.89	NA	NA	8.75
	% Difference				-1.6
Hemoglobin (g/dL)					
Week 4	Mean	16.3	16.3	15.8*	15.2**
	% Difference		0.0	-3.1	-6.7
Week 8	Mean	16.0	NA	NA	15.8
	% Difference				-1.3
Hematocrit (%)					
Week 4	Mean	45.6	44.9	43.4**	42.0**
	% Difference		-1.5	-4.8	-7.9
Week 8	Mean	44.6	NA	NA	44.2
	% Difference				-0.9
Absolute Reticulocytes (thous/uL)					
Week 4	Mean	188.9	189.9	196.1	224.9
	% Difference		0.5	3.8	19.1
Week 8	Mean	219.9	NA	NA	228.3
	% Difference				3.8

NA = Not applicable
* = Significantly different from the control group at 0.05 using Dunnett's test
** = Significantly different from the control group at 0.01 using Dunnett's test

There were no other test substance-related effects on hematology (including coagulation) parameters. However, some statistically significant differences were observed when the control and test substance-treated groups were compared. These findings included slightly higher mean hemoglobin corpuscular concentration (MCHC) and lower absolute reticulocyte counts in the 300 mg/kg/day group females at study week 8 which were not considered test substance-related because the change occurred only at the recovery interval.

Statistically significant findings that involved percentage reticulocyte or leukocyte differential counts were not itemized above, and were not considered toxicologically important because absolute cell counts are utilized for interpretative purposes.

2. Serum Chemistry

Summary Data: Tables 29, 30, 31, 32
Individual Data: Tables A23 through A30
Pathology Report: Appendix G

Alterations in serum chemistry parameters that were considered to be related to test substance administration are summarized below in Text Tables 5 and 6. Changes in serum chemistry parameters were mostly minimal and were not considered to be adverse. Administration of the test material was also associated with increases in beta-oxidation (see Liver Metabolic Enzymes section), an indicator of peroxisome proliferator alpha ($PPAR_{\alpha}$) receptor activation, and the clinical chemistry changes observed were consistent with $PPAR_{\alpha}$ activation (Staels et al., 1998; Sheikh et al, 2006; Grevois et al., 2004).

Test substance-related and statistically significant decreases in cholesterol were present in all treated male groups. Decreases were minimal, as values for most animals were within or only slightly below the WIL historical control range. Based on the minimal nature of the changes, as well as the direction of change (decreased rather than increased), these changes in cholesterol were not considered to be adverse. Effects on cholesterol were reversible as cholesterol values were actually increased compared to controls following the approximately 4-week recovery period, although cholesterol values for all animals in the 30 mg/kg/day recovery group were within the WIL historical control range.

Higher albumin and lower globulin levels, as well as associated increases in albumin/globulin ratio, were present in the 3 and 30 mg/kg/day male groups. Increased albumin and albumin/globulin ratio were also present in the 300 mg/kg/day female group. Changes in globulin were minimal, as individual values for all animals in the 3 and 30 mg/kg/day male groups were within the WIL historical control range, with the exception of 1 rat in the 30 mg/kg/day group whose value was just below the WIL historical control range. Similarly, increases in albumin in the affected male and female groups were within the WIL historical control range, or, for some animals in the 30 mg/kg/day male group, were only slightly above the WIL historical control range. The changes in serum proteins were considered to be test substance-related. However, these changes were not considered to be adverse based on their minimal nature at all dose levels. In addition, all serum protein changes were reversible, as mean values were similar to controls following the 4-week recovery period.

Urea nitrogen was minimally increased in the 30 mg/kg/day group males. This increase was not associated with changes in creatinine or with treatment-related microscopic changes in the kidney. Thus, the minimal increase in urea nitrogen is likely of non-renal origin and was considered to be nonadverse. The pattern of changes in urea nitrogen, as well as those noted above for serum proteins, is consistent with those reported for other peroxisome proliferators (Sheikh et al, 2006; Grevois et al., 2004). Changes in urea nitrogen were reversible in males, as there were no statistically significant changes in these parameters following the recovery period.

Glucose levels were minimally increased (15.2% higher than the control group mean) in the 30 mg/kg/day group males at study week 4, but were lower than the control group at study

week 8. These increases were within WIL historical control ranges and were not considered adverse.

Mean triglyceride values in treated male groups were lower than controls. These decreases did not occur in a dose-related manner and were statistically significant only in the 3 mg/kg/day group. The group means for the treated groups were actually similar to the historical control mean, while the concurrent study control group mean of 72 mg/dL was higher than the mean of the historical control data, which was 48 mg/dL. In addition, individual triglyceride values in animals from all treated male groups were within the WIL historical control range. Thus, while some peroxisome proliferators have been shown to lower triglycerides in rodents, it is unclear if the triglyceride effects in the current study are test substance-related. Regardless, the effects are not considered to be adverse, as changes were minimal and individual triglyceride values in treated groups were similar to those seen normally in this species and strain.

There were no significant elevations in group mean liver enzyme values in test substance-treated males and females. Sorbital dehydrogenase levels were lower in all treated male groups at the end of dosing and in the 30 mg/kg/day group following the recovery period. However, these changes in sorbitol dehydrogenase were not dose-related and did not occur in a biologically relevant direction (i.e., values were decreased rather than increased). Therefore, these changes in sorbitol dehydrogenase were not considered to be adverse.

Text Table 5. Selected Serum Findings - Males

Analysis	Group (mg/kg/day):	0	0.3	3	30
Albumin (g/dL)					
Week 4	Mean	4.1	4.1	4.3	4.7**
	% Difference		0.0	4.9	14.6
Week 8	Mean	4.3	NA	NA	4.2
	% Difference				-2.3
Globulin (g/dL)					
Week 4	Mean	2.3	2.1	2.0*	1.8**
	% Difference		-8.7	-13.0	-21.7
Week 8	Mean	2.4	NA	NA	2.4
	% Difference				0.0
A/G ratio					
Week 4	Mean	1.84	1.93	2.13**	2.59**
	% Difference		4.9	15.8	40.8
Week 8	Mean	1.81	NA	NA	1.73
	% Difference				-4.4
Urea Nitrogen (mg/dL)					
Week 4	Mean	14.9	15.0	15.1	18.4**
	% Difference		0.7	1.3	23.5
Week 8	Mean	14.4	NA	NA	14.0
	% Difference				-2.8
Glucose (mg/dL)					
Week 4	Mean	105	95	105	121**
	% Difference		-9.5	0.0	15.2
Week 8	Mean	114	NA	NA	107
	% Difference				-6.1
Cholesterol (mg/dL)					
Week 4	Mean	51	40*	41*	37*
	% Difference		-21.6	-19.6	-27.5
Week 8	Mean	45	NA	NA	61**
	% Difference				35.6

NA = Not applicable
* = Significantly different from the control group at 0.05 using Dunnett's test
** = Significantly different from the control group at 0.01 using Dunnett's test

Text Table 6. Selected Serum Findings - Females

Analysis	Group (mg/kg/day):	0	3	30	300
Albumin (g/dL)					
Week 4 Mean		4.5	4.6	4.6	4.7
% Difference			2.2	2.2	4.4
Week 8 Mean		4.8	NA	NA	4.6
% Difference					-4.2
Globulin (g/dL)					
Week 4 Mean		2.3	2.4	2.4	2.1*
% Difference			4.3	4.3	-8.7
Week 8 Mean		2.5	NA	NA	2.5
% Difference					0.0
A/G ratio					
Week 4 Mean		1.93	1.97	1.97	2.32**
% Difference			2.1	2.1	20.2
Week 8 Mean		1.96	NA	NA	1.87
% Difference					-4.6

NA = Not applicable
* = Significantly different from the control group at 0.05 using Dunnett's test
** = Significantly different from the control group at 0.01 using Dunnett's test

There were no other test substance-related effects on serum chemistry parameters. However, some statistically significant differences were observed when the control and test substance-treated groups were compared. These findings included slightly higher creatinine and potassium levels in the 30 mg/kg/day group males and lower bilirubin levels in the 300 mg/kg/day group females at study week 8. These group mean differences were not considered to be test substance-related because the values occurred at the recovery interval.

3. Urinalysis

Summary Data: Tables 33, 34, 35, 36
Individual Data: Tables A31 through A42
Pathology Report: Appendix G

There were no test substance-related alterations in urinalysis parameters.

F. Anatomic Pathology

1. Macroscopic Examination

Summary Data: Tables 37, 38, 39, 40
Individual Data: Tables A43, A44, A45, A46
Pathology Report: Appendix G

Review of the gross necropsy observations revealed no findings that were considered to be associated with administration of the test substance.

2. Organ Weights

Summary Data: Tables 41, 42, 43, 44
Individual Data: Tables A47 through A58
Pathology Report: Appendix G

There were no test substance-related alterations in final body weight. Organ weight changes presented in Text Table 7 were considered to be associated with administration of the test substance.

Text Table 7. Test Substance-Related Organ Weight Changes
Study Day 28 Primary Necropsy

Parameter	Direction and magnitude of change	Dosage level (mg/kg/day)	Sex
Liver			
Absolute	↑ 24.4%**, ↑ 58.7%**	3, 30	Male
Relative-to-body weight	↑ 18.6%**, ↑ 55.5%**		
Relative-to-brain weight	↑ 24.3%**, ↑ 58.7%**		
Liver			
Absolute	↑ 8.1%	300	Female
Relative-to-body weight	↑12.1%**		
Relative-to-brain weight	↑ 8.3%		

** = Significantly different from the control group at 0.01 using Dunnett's test

Significantly higher liver weights occurred in a dose-related manner in males administered 3 or 30 mg/kg/day group and in females in the 300 mg/kg/day group. These findings correlated with histologic evidence of centrilobular hypertrophy. Following the recovery period, the absolute liver weight and organ-to-body-weight ratios of males from the 30 mg/kg/day group and females from the 300 mg/kg/day group did not significantly differ from the control group values.

There were no other test substance-related effects on organ weights. However, some statistically significant differences were observed when the control and test substance-treated groups were compared. The absolute kidney weight was higher for the 3 and 30 mg/kg/day group males relative to the control group and kidney weights relative to body or brain weight were higher for

the 30 mg/kg/day group males relative to the control group. These differences were small in magnitude and lacked a morphologic or clinical pathology correlate. Therefore, the kidney weight effects were not considered to be adverse.

3. Microscopic Examination

Summary Data: Tables 45, 46, 47, 48
Individual Data: Tables A43, A44, A45, A46
Pathology Report: Appendix G

Test substance-related changes of multifocal centrilobular hypertrophy were observed in the liver of 3 and 30 mg/kg/day group males and the 300 mg/kg/day group females (Text Table 8). The tissue alteration was characterized by enlargement of hepatocytes surrounding central veins. Changes, graded minimal and mild, were diagnosed as a relative change when compared to periportal hepatocytes.

Text Table 8. Incidence Of Selected Histopathologic Findings, Study Day 28 Primary Necropsy

	Males				Females			
Dosage (mg/kg/day):	**0**	**0.3**	**3**	**30**	**0**	**3**	**30**	**300**
Liver [a]	**10**	**10**	**10**	**10**	**10**	**10**	**10**	**10**
Hypertrophy, centrilobular	0	0	4	7	0	0	0	4
Minimal	0	0	4	6	0	0	0	4
Mild	0	0	0	1	0	0	0	0

[a] = Number of tissues examined from each group.
NA = not applicable

Although females were administered higher doses of H-28397, changes were more subtle than in males. Histologic examination of the liver from recovery animals revealed no evidence of centrilobular hypertrophy.

There were no other test substance-related histologic changes. Remaining histologic changes were considered to be incidental findings or related to some aspect of experimental manipulation other than administration of the test substance. There was no test substance-related alteration in the prevalence, severity or histologic character of those incidental tissue alterations.

4. Discussion Of Anatomic Pathology Findings

Increased liver weight and centrilobular hypertrophy were observed in the liver of male and female rats, albeit at a higher dose in females. Reversibility of this change was observed in male and female rats necropsied after a 28-day nondosing period. This reversibility taken together with increases in liver weights suggested microsomal enzyme induction that was probably adaptive in nature (Amacher et al., 1998; Williams and Iatropoulos, 2002) and nonadverse.

G. Liver Metabolic Enzyme Analyses

Liver Metabolic Enzyme Analyses: Appendix H

In male rats, β-oxidation activity was statistically significantly increased at the 28-day time point at all dosage levels. At 0.3 mg/kg/day the increase was minimal (about 1.4-fold higher than control), with more moderate increases of about 3.7- and 8.7-fold above control in the 3 and 30 mg/kg/day male groups, respectively. In female rats dosed with 30 and 300 mg/kg/day H-28397, β-oxidation activity was statistically significantly increased (about 1.5- and 3.0-fold higher than controls, respectively) at the 28-day time point. β-oxidation activity had returned to control levels after approximately 28 days of recovery in both male and female rats.

A minimal, statistically significant increase in total cytochrome P-450 was present in the 30 mg/kg/day male group at the 28-day time point, but had returned to control levels after approximately 28-days recovery. There were no effects on total cytochrome P-450 content in female rats.

Under the conditions of this study, H-28397 was an inducer of hepatic peroxisomal β-oxidation activity, a measure of peroxisome proliferation, in male rats after administration of 0.3, 3 and 30 mg/kg/day and in female rats after administration of 30 and 300 mg/kg/day of 28 days oral gavage. Total hepatic microsomal cytochrome P-450 enzyme content was increased at a dosage of 30 mg/kg/day in male rats but not in females. β-oxidation activity (male and female) and total cytochrome P-450 content (male) had returned to control levels after approximately 28 days of recovery.

CONCLUSIONS

Based on the results of this study, H-28397 administered orally (gavage) to Crl:CD(SD) rats for 28 consecutive days was well tolerated with no effects on survival. Effects noted in treated groups were consistent with a peroxisome proliferator (PPARα agonist) and were generally more consistent, and occurred at lower doses, in males compared to females. Changes included increased liver ß-oxidation activity, increased liver weights, minimal hepatocellular hypertrophy, changes in serum lipids and proteins, and minimal decreases in red cell mass parameters. Changes in clinical pathology parameters in individual animals were generally within or just outside WIL historical control ranges for the respective parameters and there were no changes in clinical chemistry or histopathology suggestive of liver injury. As such, these changes were considered to be test substance-related but nonadverse.. Therefore, under the conditions of this study, the no-observed-adverse-effect level (NOAEL) for oral (gavage) administration of H-28397 to Crl:CD(SD) rats for 28 consecutive days was 30 and 300 mg/kg/day for males and females, respectively.

REFERENCES

Amacher, D.E.; Schomaker S.J.; Burkhardt, J.E. The relationship among microsomal enzyme induction, liver weight and histological change in rat toxicology studies. *Food and Chemical Toxicology* **1998**, *36,* 831-839.

Dunn, O.J. Multiple contrasts using rank sums. *Technometrics* **1964**, *6*, 241-252.

Dunnett, C.W. New tables for multiple comparisons with a control. *Biometrics* **1964,** *20,* 482-491.

Gervois, P.; Kleemann, R.; Pilon, A.; Percevault, F.; Koenig, W.; Staels, B.; Kooistra, T. Global suppression of IL-6-induced acute phase response gene expression after chronic in vivo treatment with the peroxisome proliferator-activated receptor-alpha activator fenofibrate. *Jounral of Biological Chemistry* **2004**, *279*, 16154-16160.

Kruskal, W.H.; Wallis, W.A. Use of ranks in one-criterion variance analysis. *Journal of the American Statistical Association* **1952,** *47,* 583-621.

Levene, H. Robust test for equality of variances. In *Contributions to Probability and Statistics*, Olkin J., Ed.; Stanford University Press: Palo Alto, CA, **1960**; pp 278-292.

National Research Council. *Guide for the Care and Use of Laboratory Animals,* Institute of Laboratory Animal Resources, Commission on Life Sciences; National Academy Press: Washington, DC, **1996**.

Shapiro, S.S.; Wilk, M.B. An analysis of variance test for normality (complete samples). *Biometrika* **1965**, *52*, 591-611.

Sheikh, K.; Camejo, G.; Lanne, B.; Halvarsson, T.; Landergren, M.R.; Oakes, N.D. Beyond lipids, pharmacological $PPAR_{\alpha}$ activation has important effects on amino acid metabolism as studied in the rat. *American Journal of Physiology - Endocrinology and Metabolism* **2007**, *292*, 1157-1165.

Snedecor, G.W.; Cochran, W.G. One Way Classifications; Analysis of Variance. In *Statistical Methods*, 7th ed.; The Iowa State University Press: Ames, IA, **1980**; pp 215-237.

Staels, B., Dallongeville J. Auwerx J. Schoonjans K. Leitersdorf E. Fruchart J.C. Mechanism of action of fibrates on lipid and lipoprotein metabolism. *Circulation* **1998,** *98,* pp 2088-2093.

Tamhane, A.C. A comparison of procedures for multiple comparison of means with unequal variances. *Journal of the American Statistical Association* **1979**, *74*, 471-480.

Williams, G.M.; Iatropoulos, M.I. Alteration of liver cell function and proliferation: Differentiation between adaptation and toxicity. *Toxicologic Pathology* **2002**, *30*, 41-53.

Young, J.T. Histopathological examination of the rat nasal cavity. Fundamental and Applied Toxicology **1981,** *1*, 309-312.

DEVIATIONS FROM THE PROTOCOL

This study was conducted in accordance with the protocol and protocol amendments, except for the following.

- **Protocol Section 6.2** states that controls will be set to maintain an average daily relative humidity at approximately 30%-70%. On 20 January 2008 (study day 41 and 40 for males and females, respectively), the daily average humidity was 29.8% which was lower than the protocol-specified range.
- **Protocol Section 7.5.2** states that one aliquot from each pre-initiation formulation will be stored at room temperature for 5 hours and then sampled for assessment of 5-hour room temperature resuspension homogeneity and stability. On 26 November 2007, the aliquots stored at room temperature were inadvertently sampled after 3 hours, not 5 hours. Because the resuspension homogeneity and stability assessment results from these samples were out of the specified WIL standard operating procedure range, samples were collected correctly after 5 hours of room temperature storage for another assessment.
- **Protocol Section 7.5.3** states that the remaining two 1-mL samples will be stored frozen (approximately -20°C) at WIL Research Laboratories, LLC as back-up samples. The storage conditions and location of back-up samples were not documented or were incorrectly documented at the time of collection several times during the study.
- **Protocol Section 8.7.3** states that a section of liver is to be frozen in a plastic bag. After discussion with the study director and determination that plastic bags would not withstand the freezing process in liquid nitrogen, these liver sections were collected and placed into cryovials, then flash frozen as per protocol.

These deviations did not negatively impact the quality or integrity of the data nor the outcome of the study.

FIGURES 1 - 4

PROJECT NO.:WIL-189205
SPONSOR:E.I. DUPONT
SPONSOR NO.:DUPONT-24447

FIGURE 1
SUMMARY OF BODY WEIGHTS [G] (DOSING PERIOD - MALES)

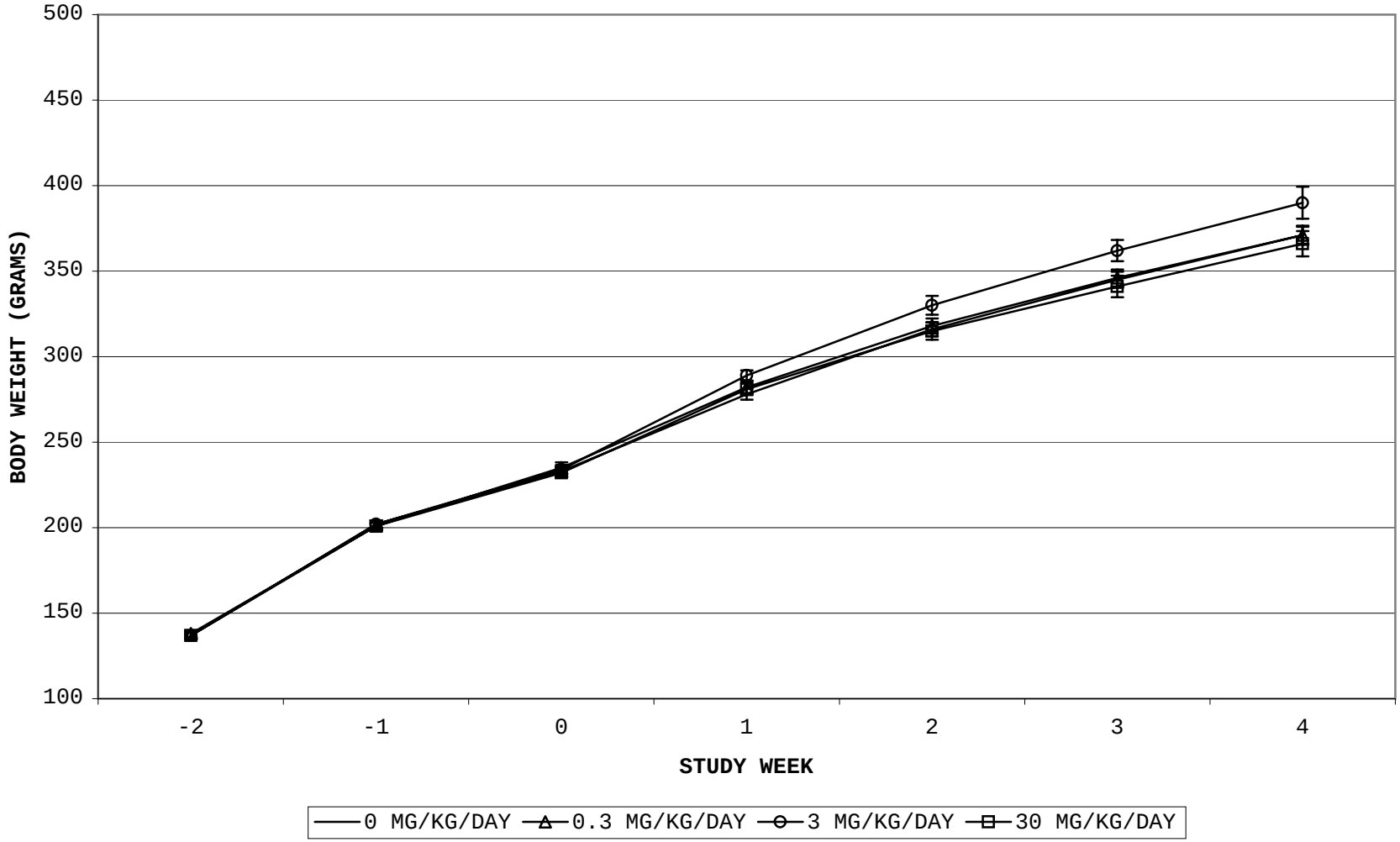

BW v1.00 04/16/2008

PROJECT NO.:WIL-189205
SPONSOR:E.I. DUPONT
SPONSOR NO.:DUPONT-24447

FIGURE 2
SUMMARY OF BODY WEIGHTS [G] (DOSING PERIOD - FEMALES)

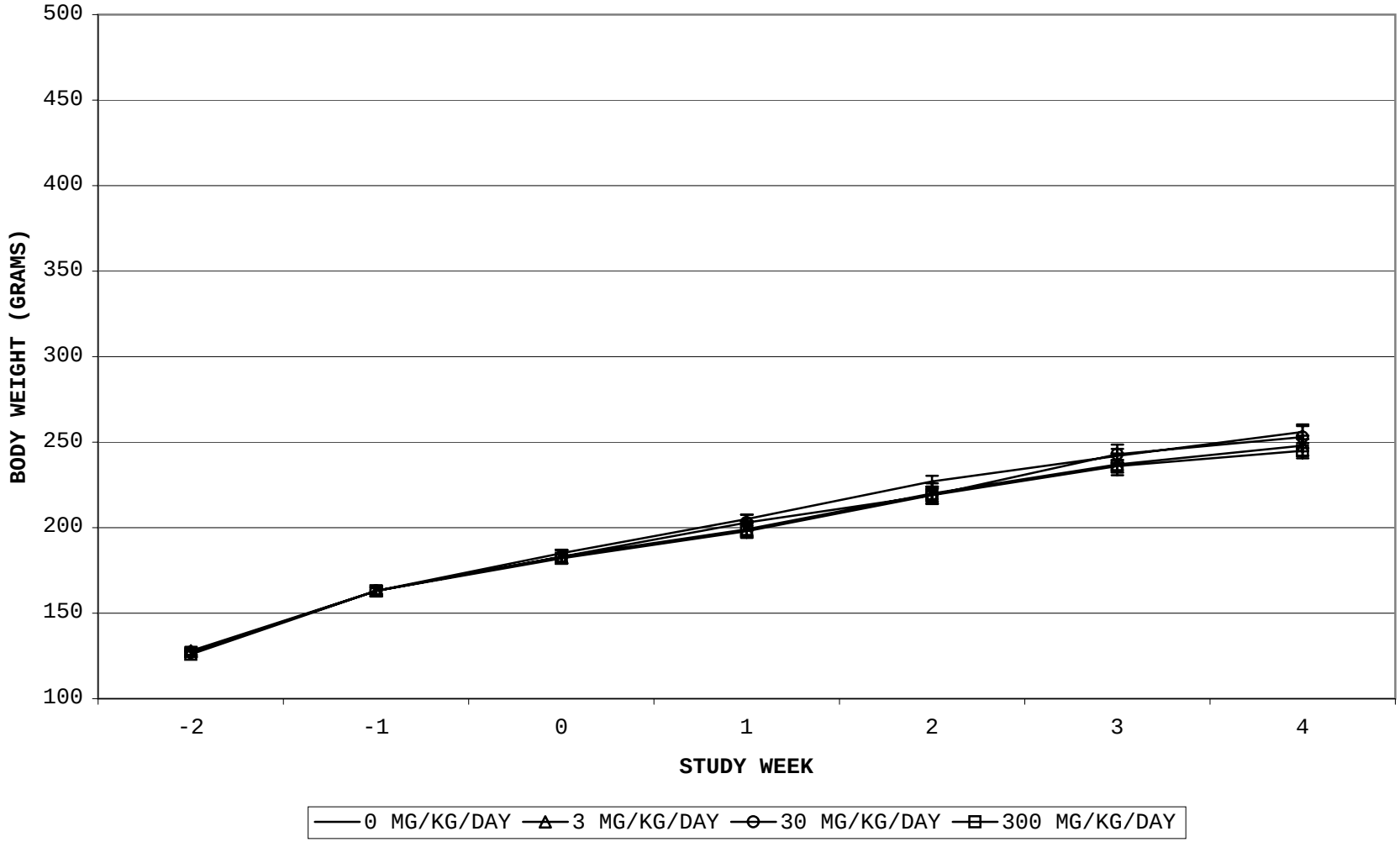

BW v1.00 04/16/2008

PROJECT NO.:WIL-189205
SPONSOR:E.I. DUPONT
SPONSOR NO.:DUPONT-24447

FIGURE 3
SUMMARY OF BODY WEIGHTS [G] (RECOVERY PERIOD - MALES)

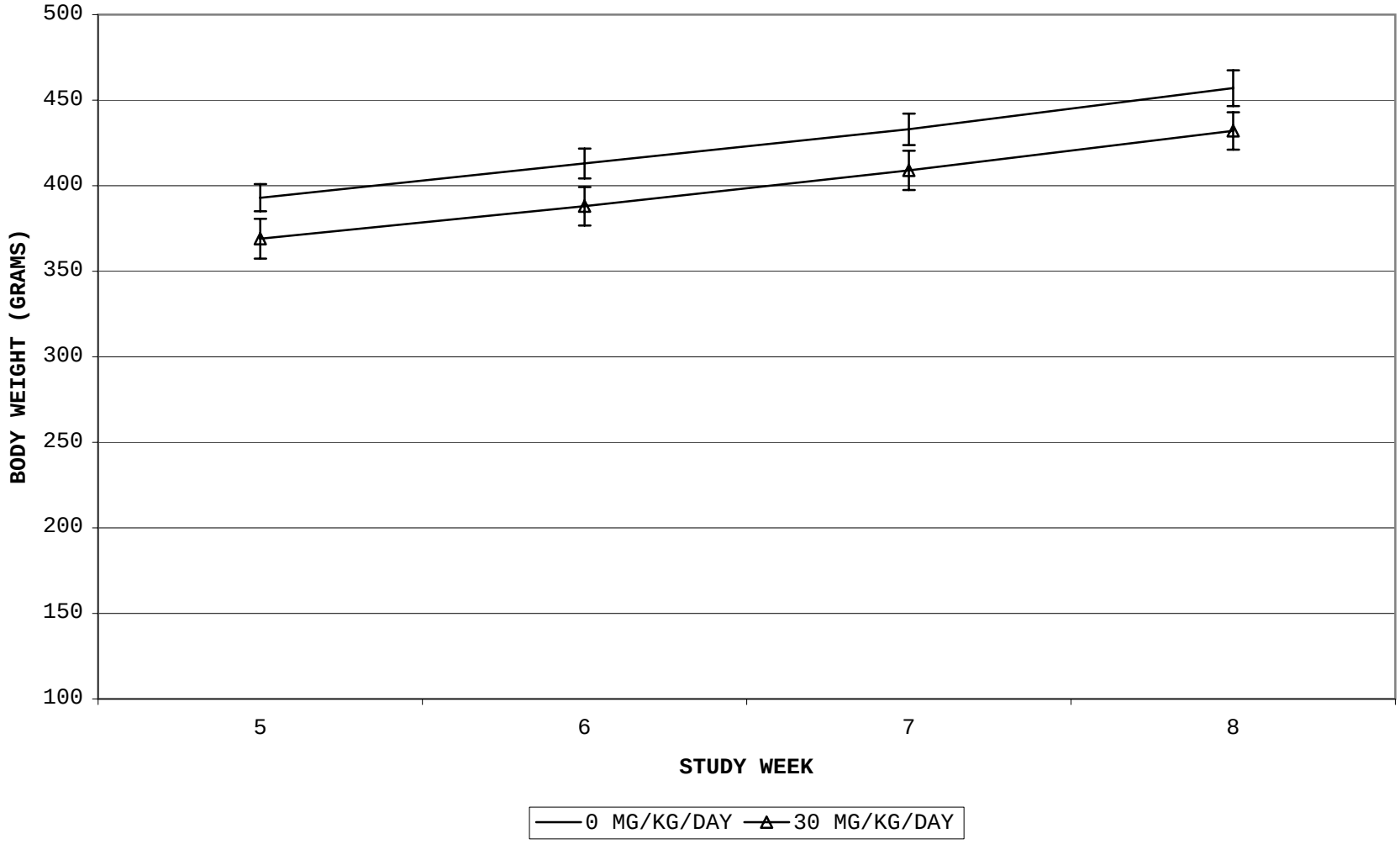

BW v1.00 04/16/2008

PROJECT NO.:WIL-189205
SPONSOR:E.I. DUPONT
SPONSOR NO.:DUPONT-24447

FIGURE 4
SUMMARY OF BODY WEIGHTS [G] (RECOVERY PERIOD - FEMALES)

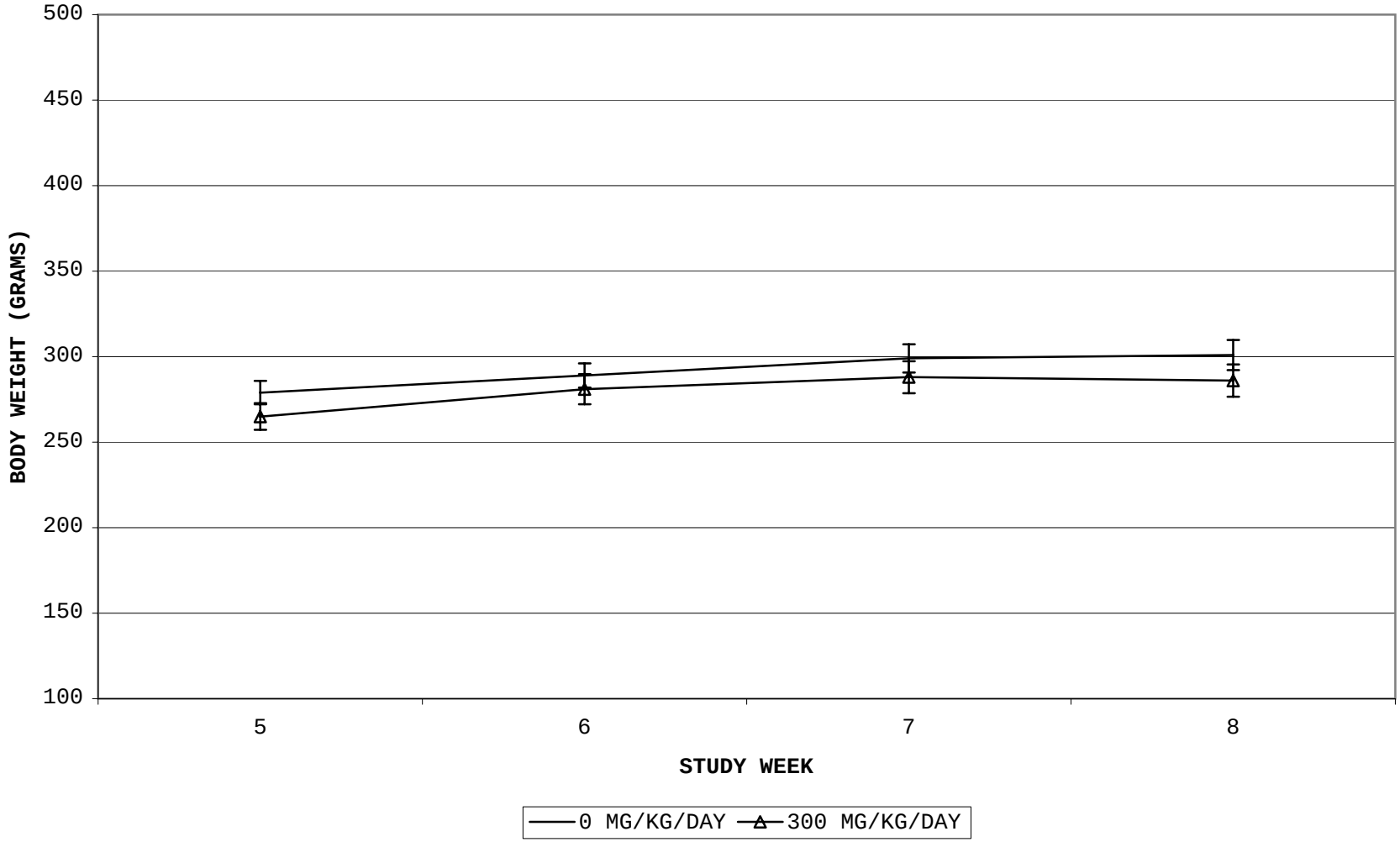

BW v1.00 04/16/2008

TABLES 1 - 48

TABLE 1 (MALES)

PROJECT NO.:WIL-189205M A 28-DAY ORAL STUDY OF H-28397 IN RATS WITH 28-DAY RECOVERY PAGE 1
SPONSOR:E.I. DUPONT SUMMARY OF SURVIVAL AND DISPOSITION
SPONSOR NO.:DUPONT-24447

MALES

GROUP :	1				2				3				4			
WEEK	LIVE	FD	EE	SE	LIVE	FD	EE	SE	LIVE	FD	EE	SE	LIVE	FD	EE	SE
0	20	0	0	0	10	0	0	0	10	0	0	0	20	0	0	0
1	20	0	0	0	10	0	0	0	10	0	0	0	20	0	0	0
2	20	0	0	0	10	0	0	0	10	0	0	0	20	0	0	0
3	20	0	0	0	10	0	0	0	10	0	0	0	20	0	0	0
4	10	0	0	10	0	0	0	10	0	0	0	10	10	0	0	10
5	10	0	0	0	0	0	0	0	0	0	0	0	10	0	0	0
6	10	0	0	0	0	0	0	0	0	0	0	0	10	0	0	0
7	10	0	0	0	0	0	0	0	0	0	0	0	10	0	0	0
8	0	0	0	10	0	0	0	0	0	0	0	0	0	0	0	10

WEEK = WEEK OF STUDY FD = FOUND DEAD EE = EUTHANIZED IN EXTREMIS SE = SCHEDULED EUTHANASIA

1- 0 MG/KG/DAY 2- 0.3 MG/KG/DAY 3- 3 MG/KG/DAY 4- 30 MG/KG/DAY

PSURVv4.09
04/15/2008

TABLE 2 (FEMALES)

PROJECT NO.:WIL-189205F A 28-DAY ORAL STUDY OF H-28397 IN RATS WITH 28-DAY RECOVERY PAGE 1
SPONSOR:E.I. DUPONT SUMMARY OF SURVIVAL AND DISPOSITION
SPONSOR NO.:DUPONT-24447

FEMALES

GROUP :	1				2				3				4			
WEEK	LIVE	FD	EE	SE	LIVE	FD	EE	SE	LIVE	FD	EE	SE	LIVE	FD	EE	SE
0	20	0	0	0	10	0	0	0	10	0	0	0	20	0	0	0
1	20	0	0	0	10	0	0	0	10	0	0	0	20	0	0	0
2	20	0	0	0	10	0	0	0	10	0	0	0	20	0	0	0
3	20	0	0	0	10	0	0	0	10	0	0	0	20	0	0	0
4	10	0	0	10	0	0	0	10	0	0	0	10	10	0	0	10
5	10	0	0	0	0	0	0	0	0	0	0	0	10	0	0	0
6	10	0	0	0	0	0	0	0	0	0	0	0	10	0	0	0
7	10	0	0	0	0	0	0	0	0	0	0	0	10	0	0	0
8	0	0	0	10	0	0	0	0	0	0	0	0	0	0	0	10

WEEK = WEEK OF STUDY FD = FOUND DEAD EE = EUTHANIZED IN EXTREMIS SE = SCHEDULED EUTHANASIA

1- 0 MG/KG/DAY 2- 3 MG/KG/DAY 3- 30 MG/KG/DAY 4- 300 MG/KG/DAY

PSURVv4.09
04/15/2008

TABLE 3 (DETAILED PHYSICAL EXAMINATIONS/DISPOSITIONS - DOSING PERIOD - MALES)

PROJECT NO.:WIL-189205M — A 28-DAY ORAL STUDY OF H-28397 IN RATS WITH 28-DAY RECOVERY — PAGE 1

SPONSOR:E.I. DUPONT — SUMMARY OF CLINICAL FINDINGS: TOTAL OCCURRENCE/NO. OF ANIMALS

SPONSOR NO.:DUPONT-24447

----- M A L E -----

TABLE RANGE:	DAY 000 TO DAY 028			
GROUP:	1	2	3	4
NORMAL				
-NO SIGNIFICANT CLINICAL OBSERVATIONS	96/20	47/10	45/10	94/20
DISPOSITION				
-PRIMARY NECROPSY (DAY 28)	10/10	10/10	10/10	10/10
BODY/INTEGUMENT				
-HAIR LOSS FORELIMB(S)	1/ 1	3/ 2	5/ 3	2/ 2
-MOIST ALOPECIA VENTRAL NECK	0/ 0	0/ 0	0/ 0	3/ 1
EYES/EARS/NOSE				
-DRIED RED MATERIAL AROUND LEFT EYE	2/ 2	0/ 0	0/ 0	0/ 0
-DRIED RED MATERIAL AROUND RIGHT EYE	2/ 2	0/ 0	0/ 0	0/ 0
-DRIED RED MATERIAL AROUND NOSE	2/ 2	0/ 0	0/ 0	0/ 0
EXCRETA				
-RED PENILE DISCHARGE	0/ 0	0/ 0	0/ 0	1/ 1
ORAL/DENTAL				
-UPPER INCISOR(S) MALALIGNED	2/ 2	0/ 0	0/ 0	0/ 0

1- 0 MG/KG/DAY 2- 0.3 MG/KG/DAY 3- 3 MG/KG/DAY 4- 30 MG/KG/DAY

PCSUv4.07
04/15/2008
R:04/16/2008

TABLE 4 (DETAILED PHYSICAL EXAMINATIONS/DISPOSITIONS - DOSING PERIOD - FEMALES)

PROJECT NO.:WIL-189205F — A 28-DAY ORAL STUDY OF H-28397 IN RATS WITH 28-DAY RECOVERY — PAGE 1

SPONSOR:E.I. DUPONT — SUMMARY OF CLINICAL FINDINGS: TOTAL OCCURRENCE/NO. OF ANIMALS

SPONSOR NO.:DUPONT-24447

----- F E M A L E -----

TABLE RANGE:	DAY 000 TO DAY 028			
GROUP:	1	2	3	4
NORMAL				
-NO SIGNIFICANT CLINICAL OBSERVATIONS	93/19	50/10	45/10	98/20
DISPOSITION				
-PRIMARY NECROPSY (DAY 28)	10/10	10/10	10/10	10/10
BODY/INTEGUMENT				
-HAIR LOSS FACIAL AREA	1/ 1	0/ 0	0/ 0	0/ 0
-HAIR LOSS FORELIMB(S)	2/ 2	0/ 0	2/ 1	2/ 2
-HAIR LOSS RIGHT LATERAL NECK	0/ 0	0/ 0	1/ 1	0/ 0
EYES/EARS/NOSE				
-CLEAR DISCHARGE RIGHT EYE	1/ 1	0/ 0	0/ 0	0/ 0
-RED DISCHARGE LEFT EYE	0/ 0	0/ 0	3/ 1	0/ 0
-RED DISCHARGE RIGHT EYE	3/ 1	0/ 0	0/ 0	0/ 0
-DRIED RED MATERIAL AROUND LEFT EYE	0/ 0	0/ 0	3/ 1	0/ 0
-DRIED RED MATERIAL AROUND RIGHT EYE	5/ 1	0/ 0	0/ 0	0/ 0
EXCRETA				
-RED MATERIAL ON CAGE FLOOR	0/ 0	0/ 0	1/ 1	0/ 0
BODY/INTEG II				
-SCABBING FORELIMB(S)	0/ 0	0/ 0	0/ 0	1/ 1

1- 0 MG/KG/DAY 2- 3 MG/KG/DAY 3- 30 MG/KG/DAY 4- 300 MG/KG/DAY

TABLE 4 (DETAILED PHYSICAL EXAMINATIONS/DISPOSITIONS - DOSING PERIOD - FEMALES)

PROJECT NO.:WIL-189205F — A 28-DAY ORAL STUDY OF H-28397 IN RATS WITH 28-DAY RECOVERY — PAGE 2

SPONSOR:E.I. DUPONT — SUMMARY OF CLINICAL FINDINGS: TOTAL OCCURRENCE/NO. OF ANIMALS

SPONSOR NO.:DUPONT-24447

----- F E M A L E -----

TABLE RANGE:	DAY 000 TO DAY 028			
GROUP:	1	2	3	4
BODY/INTEG II				
-SCABBING RIGHT LATERAL NECK	0/ 0	0/ 0	1/ 1	0/ 0
ORAL/DENTAL				
-UPPER INCISOR(S) BROKEN	2/ 1	0/ 0	0/ 0	0/ 0
-UPPER INCISOR(S) MALALIGNED	4/ 1	0/ 0	2/ 1	0/ 0
-LOWER INCISOR(S) LONG, TRIMMED	2/ 1	0/ 0	1/ 1	0/ 0

1- 0 MG/KG/DAY 2- 3 MG/KG/DAY 3- 30 MG/KG/DAY 4- 300 MG/KG/DAY

PCSUv4.07
04/15/2008
R:04/16/2008

TABLE 5 (DETAILED PHYSICAL EXAMINATIONS/DISPOSITIONS - RECOVERY PERIOD - MALES)

PROJECT NO.:WIL-189205M
SPONSOR:E.I. DUPONT
SPONSOR NO.:DUPONT-24447

A 28-DAY ORAL STUDY OF H-28397 IN RATS WITH 28-DAY RECOVERY
SUMMARY OF CLINICAL FINDINGS: TOTAL OCCURRENCE/NO. OF ANIMALS

PAGE 1

----- M A L E -----

TABLE RANGE:	DAY 029 TO DAY 056			
GROUP:	1	2	3	4
NORMAL				
-NO SIGNIFICANT CLINICAL OBSERVATIONS	38/10	0/ 0	0/ 0	39/10
DISPOSITION				
-RECOVERY NECROPSY (DAY 56)	10/10	0/ 0	0/ 0	10/10
EYES/EARS/NOSE				
-CLEAR DISCHARGE RIGHT EYE	1/ 1	0/ 0	0/ 0	0/ 0
-DRIED RED MATERIAL AROUND NOSE	1/ 1	0/ 0	0/ 0	0/ 0
BODY/INTEG III				
-DRIED BROWN MATERIAL ANOGENITAL AREA	0/ 0	0/ 0	0/ 0	1/ 1

1- 0 MG/KG/DAY 2- 0.3 MG/KG/DAY 3- 3 MG/KG/DAY 4- 30 MG/KG/DAY

PCSUv4.07
04/15/2008
R:04/16/2008

TABLE 6 (DETAILED EXAMINATIONS/DISPOSITIONS - RECOVERY PERIOD - FEMALES)
A 28-DAY ORAL STUDY OF H-28397 IN RATS WITH 28-DAY RECOVERY
SUMMARY OF CLINICAL FINDINGS: TOTAL OCCURRENCE/NO. OF ANIMALS

PROJECT NO.:WIL-189205F
SPONSOR:E.I. DUPONT
SPONSOR NO.:DUPONT-24447

PAGE 1

----- F E M A L E -----

TABLE RANGE: DAY 029 TO DAY 056

GROUP:	1	2	3	4
NORMAL				
-NO SIGNIFICANT CLINICAL OBSERVATIONS	40/10	0/ 0	0/ 0	40/10
DISPOSITION				
-RECOVERY NECROPSY (DAY 56)	10/10	0/ 0	0/ 0	10/10

1- 0 MG/KG/DAY 2- 3 MG/KG/DAY 3- 30 MG/KG/DAY 4- 300 MG/KG/DAY

PCSUv4.07
04/15/2008
R:04/16/2008

TABLE 7 (DOSING PERIOD OBSERVATIONS - MALES)

PROJECT NO.:WIL-189205M
SPONSOR:E.I. DUPONT
SPONSOR NO.:DUPONT-24447

A 28-DAY ORAL STUDY OF H-28397 IN RATS WITH 28-DAY RECOVERY
SUMMARY OF POST-DOSE FINDINGS: TOTAL OCCURRENCE/NO. OF ANIMALS

----- M A L E -----

TABLE RANGE:	DAY 0 TO DAY 27			
GROUP:	1	2	3	4
NORMAL				
TIME OF DOSE				
-NO SIGNIFICANT CLINICAL OBSERVATIONS	560/20	280/10	279/10	559/20
APPROX. 1-2 HOURS POST-DOSE				
-NO SIGNIFICANT CLINICAL OBSERVATIONS	560/20	280/10	279/10	560/20
EYES/EARS/NOSE				
APPROX. 1-2 HOURS POST-DOSE				
-DRIED RED MATERIAL AROUND NOSE	0/0	0/0	1/1	0/0
EXCRETA				
TIME OF DOSE				
-SOFT FECES	0/0	0/0	1/1	0/0
ORAL/DENTAL				
TIME OF DOSE				
-WET RED MATERIAL AROUND MOUTH	0/0	0/0	0/0	1/1

1- 0 MG/KG/DAY 2- 0.3 MG/KG/DAY 3- 3 MG/KG/DAY 4- 30 MG/KG/DAY

PPDTSUv1.39
04/15/2008

TABLE 8 (DOSING PERIOD OBSERVATIONS - FEMALES)

PROJECT NO.:WIL-189205F — A 28-DAY ORAL STUDY OF H-28397 IN RATS WITH 28-DAY RECOVERY — PAGE 1

SPONSOR:E.I. DUPONT — SUMMARY OF POST-DOSE FINDINGS: TOTAL OCCURRENCE/NO. OF ANIMALS

SPONSOR NO.:DUPONT-24447

----- F E M A L E -----

TABLE RANGE:	DAY 0 TO DAY 27			
GROUP:	1	2	3	4
NORMAL				
TIME OF DOSE				
-NO SIGNIFICANT CLINICAL OBSERVATIONS	555/20	280/10	276/10	559/20
APPROX. 1-2 HOURS POST-DOSE				
-NO SIGNIFICANT CLINICAL OBSERVATIONS	557/20	280/10	277/10	540/20
EYES/EARS/NOSE				
TIME OF DOSE				
-RED DISCHARGE RIGHT EYE	2/1	0/0	0/0	0/0
-DRIED RED MATERIAL AROUND LEFT EYE	0/0	0/0	4/1	0/0
-DRIED RED MATERIAL AROUND RIGHT EYE	4/1	0/0	0/0	0/0
APPROX. 1-2 HOURS POST-DOSE				
-CLEAR DISCHARGE LEFT EYE	0/0	0/0	1/1	0/0
-RED DISCHARGE RIGHT EYE	2/1	0/0	0/0	0/0
-DRIED RED MATERIAL AROUND LEFT EYE	0/0	0/0	3/1	0/0
-DRIED RED MATERIAL AROUND RIGHT EYE	3/1	0/0	0/0	0/0
ORAL/DENTAL				
TIME OF DOSE				
-WET CLEAR MATERIAL AROUND MOUTH	0/0	0/0	0/0	1/1
APPROX. 1-2 HOURS POST-DOSE				
-WET CLEAR MATERIAL AROUND MOUTH	0/0	0/0	0/0	1/1
-DRIED RED MATERIAL AROUND MOUTH	0/0	0/0	0/0	1/1

1- 0 MG/KG/DAY 2- 3 MG/KG/DAY 3- 30 MG/KG/DAY 4- 300 MG/KG/DAY

TABLE 8 (DOSING PERIOD OBSERVATIONS - FEMALES)

PROJECT NO.:WIL-189205F
SPONSOR:E.I. DUPONT
SPONSOR NO.:DUPONT-24447

A 28-DAY ORAL STUDY OF H-28397 IN RATS WITH 28-DAY RECOVERY
SUMMARY OF POST-DOSE FINDINGS: TOTAL OCCURRENCE/NO. OF ANIMALS

PAGE 2

----- F E M A L E -----

TABLE RANGE:	DAY 0 TO DAY 27			
GROUP:	1	2	3	4
BODY/INTEG III				
APPROX. 1-2 HOURS POST-DOSE				
-WET YELLOW MATERIAL UROGENITAL AREA	0/0	0/0	0/0	17/9
-WET YELLOW MATERIAL ANOGENITAL AREA	0/0	0/0	0/0	1/1
-DRIED YELLOW MATERIAL UROGENITAL AREA	0/0	0/0	0/0	1/1

1- 0 MG/KG/DAY 2- 3 MG/KG/DAY 3- 30 MG/KG/DAY 4- 300 MG/KG/DAY

PPDTSUv1.39
04/15/2008

TABLE 9 (DAILY OBSERVATIONS - RECOVERY PERIOD - MALES)

PROJECT NO.:WIL-189205D
SPONSOR:E.I. DUPONT
SPONSOR NO.:DUPONT-24447

A 28-DAY ORAL STUDY OF H-28397 IN RATS WITH 28-DAY RECOVERY
SUMMARY OF CLINICAL FINDINGS: TOTAL OCCURRENCE/NO. OF ANIMALS

PAGE 1

----- M A L E -----

TABLE RANGE:	DAY 029 TO DAY 055			
GROUP:	1	2	3	4
NORMAL				
-NO SIGNIFICANT CLINICAL OBSERVATIONS	240/10	0/ 0	0/ 0	240/10

1- 0 MG/KG/DAY 2- 0.3 MG/KG/DAY 3- 3 MG/KG/DAY 4- 30 MG/KG/DAY

PCSUv4.07
04/15/2008
R:04/16/2008

TABLE 10 (DAILY OBSERVATIONS - RECOVERY PERIOD - FEMALES)

PROJECT NO.:WIL-189205W
SPONSOR:E.I. DUPONT
SPONSOR NO.:DUPONT-24447

A 28-DAY ORAL STUDY OF H-28397 IN RATS WITH 28-DAY RECOVERY
SUMMARY OF CLINICAL FINDINGS: TOTAL OCCURRENCE/NO. OF ANIMALS

PAGE 1

----- F E M A L E -----

TABLE RANGE:	DAY 029 TO DAY 055			
GROUP:	1	2	3	4
NORMAL				
-NO SIGNIFICANT CLINICAL OBSERVATIONS	234/10	0/ 0	0/ 0	240/10
EYES/EARS/NOSE				
-DRIED RED MATERIAL AROUND RIGHT EYE	1/ 1	0/ 0	0/ 0	0/ 0
SPECIAL				
-SWOLLEN LEFT EAR	4/ 1	0/ 0	0/ 0	0/ 0
-SWOLLEN RIGHT EAR	3/ 1	0/ 0	0/ 0	0/ 0
-REDDENED LEFT EAR	4/ 1	0/ 0	0/ 0	0/ 0
-REDDENED RIGHT EAR	3/ 1	0/ 0	0/ 0	0/ 0

1- 0 MG/KG/DAY 2- 3 MG/KG/DAY 3- 30 MG/KG/DAY 4- 300 MG/KG/DAY

PCSUv4.07
04/15/2008
R:04/16/2008

TABLE 11 (DOSING PERIOD - MALES)

PROJECT NO.:WIL-189205M A 28-DAY ORAL STUDY OF H-28397 IN RATS WITH 28-DAY RECOVERY PAGE 1
SPONSOR:E.I. DUPONT
SUMMARY OF BODY WEIGHTS [G]
SPONSOR NO.:DUPONT-24447

	MALES			
GROUP:	0 MG/KG/DAY	0.3 MG/KG/DAY	3 MG/KG/DAY	30 MG/KG/DAY
WEEK -2				
MEAN	137.	138.	137.	137.
% DIFFERENCE		0.7	0.0	0.0
S.D.	7.5	5.9	8.3	9.0
S.E.	1.7	1.9	2.6	2.0
N	20	10	10	20
-1				
MEAN	202.	201.	202.	201.
% DIFFERENCE		-0.5	0.0	-0.5
S.D.	9.9	7.9	7.1	8.0
S.E.	2.2	2.5	2.2	1.8
N	20	10	10	20
0				
MEAN	233.	235.	234.	232.
% DIFFERENCE		0.9	0.4	-0.4
S.D.	12.8	10.0	8.4	10.7
S.E.	2.9	3.2	2.7	2.4
N	20	10	10	20
1				
MEAN	278.	282.	289.	281.
% DIFFERENCE		1.4	4.0	1.1
S.D.	14.4	11.2	9.5	15.7
S.E.	3.2	3.5	3.0	3.5
N	20	10	10	20

None significantly different from control group

TABLE 11 (DOSING PERIOD - MALES)

PROJECT NO.:WIL-189205M A 28-DAY ORAL STUDY OF H-28397 IN RATS WITH 28-DAY RECOVERY PAGE 2
SPONSOR:E.I. DUPONT
SUMMARY OF BODY WEIGHTS [G]
SPONSOR NO.:DUPONT-24447

	MALES			
GROUP:	0 MG/KG/DAY	0.3 MG/KG/DAY	3 MG/KG/DAY	30 MG/KG/DAY
WEEK 2				
MEAN	316.	318.	330.	315.
% DIFFERENCE		0.6	4.4	-0.3
S.D.	17.7	14.0	17.5	22.8
S.E.	4.0	4.4	5.5	5.1
N	20	10	10	20
3				
MEAN	345.	346.	362.	341.
% DIFFERENCE		0.3	4.9	-1.2
S.D.	21.2	15.9	19.7	28.2
S.E.	4.7	5.0	6.2	6.3
N	20	10	10	20
4				
MEAN	371.	371.	390.	366.
% DIFFERENCE		0.0	5.1	-1.3
S.D.	25.1	15.8	29.3	33.1
S.E.	5.6	5.0	9.3	7.4
N	20	10	10	20

None significantly different from control group

PBFSTv5.28
04/15/2008

TABLE 12 (DOSING PERIOD - FEMALES)

PROJECT NO.:WIL-189205F A 28-DAY ORAL STUDY OF H-28397 IN RATS WITH 28-DAY RECOVERY PAGE 1

SPONSOR:E.I. DUPONT SUMMARY OF BODY WEIGHTS [G]

SPONSOR NO.:DUPONT-24447

	FEMALES			
GROUP:	0 MG/KG/DAY	3 MG/KG/DAY	30 MG/KG/DAY	300 MG/KG/DAY
WEEK -2				
MEAN	127.	128.	127.	126.
% DIFFERENCE		0.8	0.0	-0.8
S.D.	6.6	7.2	8.4	7.3
S.E.	1.5	2.3	2.6	1.6
N	20	10	10	20
-1				
MEAN	163.	163.	163.	163.
% DIFFERENCE		0.0	0.0	0.0
S.D.	8.6	9.7	8.9	9.1
S.E.	1.9	3.1	2.8	2.0
N	20	10	10	20
0				
MEAN	185.	183.	183.	182.
% DIFFERENCE		-1.1	-1.1	-1.6
S.D.	9.6	12.7	12.5	10.7
S.E.	2.1	4.0	3.9	2.4
N	20	10	10	20
1				
MEAN	205.	199.	203.	198.
% DIFFERENCE		-2.9	-1.0	-3.4
S.D.	11.7	15.6	14.9	13.7
S.E.	2.6	4.9	4.7	3.1
N	20	10	10	20

None significantly different from control group

TABLE 12 (DOSING PERIOD - FEMALES)

PROJECT NO.:WIL-189205F A 28-DAY ORAL STUDY OF H-28397 IN RATS WITH 28-DAY RECOVERY PAGE 2
SPONSOR:E.I. DUPONT
SUMMARY OF BODY WEIGHTS [G]
SPONSOR NO.:DUPONT-24447

	FEMALES			
GROUP:	0 MG/KG/DAY	3 MG/KG/DAY	30 MG/KG/DAY	300 MG/KG/DAY
WEEK 2				
MEAN	227.	220.	219.	219.
% DIFFERENCE		-3.1	-3.5	-3.5
S.D.	14.8	18.6	16.1	16.9
S.E.	3.3	5.9	5.1	3.8
N	20	10	10	20
3				
MEAN	242.	237.	243.	236.
% DIFFERENCE		-2.1	0.4	-2.5
S.D.	18.1	20.1	17.8	16.7
S.E.	4.0	6.4	5.6	3.7
N	20	10	10	20
4				
MEAN	256.	248.	253.	245.
% DIFFERENCE		-3.1	-1.2	-4.3
S.D.	19.1	18.5	20.6	20.2
S.E.	4.3	5.8	6.5	4.5
N	20	10	10	20

None significantly different from control group

PBFSTv5.28
04/15/2008

TABLE 13 (RECOVERY PERIOD - MALES)

PROJECT NO.:WIL-189205M A 28-DAY ORAL STUDY OF H-28397 IN RATS WITH 28-DAY RECOVERY PAGE 1
SPONSOR:E.I. DUPONT
SUMMARY OF BODY WEIGHTS [G]
SPONSOR NO.:DUPONT-24447

	MALES			
GROUP:	0 MG/KG/DAY	0.3 MG/KG/DAY	3 MG/KG/DAY	30 MG/KG/DAY
WEEK 5				
MEAN	393.	NA	NA	369.
% DIFFERENCE				-6.1
S.D.	25.1			36.7
S.E.	7.9			11.6
N	10			10
6				
MEAN	413.	NA	NA	388.
% DIFFERENCE				-6.1
S.D.	27.4			35.3
S.E.	8.7			11.2
N	10			10
7				
MEAN	433.	NA	NA	409.
% DIFFERENCE				-5.5
S.D.	29.2			36.2
S.E.	9.2			11.5
N	10			10
8				
MEAN	457.	NA	NA	432.
% DIFFERENCE				-5.5
S.D.	33.4			34.5
S.E.	10.5			10.9
N	10			10

None significantly different from control group
NA = NOT APPLICABLE

PBFSTv5.28
04/15/2008

TABLE 14 (RECOVERY PERIOD - FEMALES)

PROJECT NO.:WIL-189205F A 28-DAY ORAL STUDY OF H-28397 IN RATS WITH 28-DAY RECOVERY PAGE 1
SPONSOR:E.I. DUPONT
SUMMARY OF BODY WEIGHTS [G]
SPONSOR NO.:DUPONT-24447

	FEMALES			
GROUP:	0 MG/KG/DAY	3 MG/KG/DAY	30 MG/KG/DAY	300 MG/KG/DAY
WEEK 5				
MEAN	279.	NA	NA	265.
% DIFFERENCE				-5.0
S.D.	21.7			24.7
S.E.	6.9			7.8
N	10			10
6				
MEAN	289.	NA	NA	281.
% DIFFERENCE				-2.8
S.D.	22.5			27.8
S.E.	7.1			8.8
N	10			10
7				
MEAN	299.	NA	NA	288.
% DIFFERENCE				-3.7
S.D.	26.2			29.7
S.E.	8.3			9.4
N	10			10
8				
MEAN	301.	NA	NA	286.
% DIFFERENCE				-5.0
S.D.	27.7			30.1
S.E.	8.8			9.5
N	10			10

None significantly different from control group
NA = NOT APPLICABLE

PBFSTv5.28
04/15/2008

TABLE 15 (DOSING PERIOD - MALES)

PROJECT NO.:WIL-189205M A 28-DAY ORAL STUDY OF H-28397 IN RATS WITH 28-DAY RECOVERY PAGE 1
SPONSOR:E.I. DUPONT SUMMARY OF BODY WEIGHT CHANGES [G]
SPONSOR NO.:DUPONT-24447

	MALES			
GROUP:	0 MG/KG/DAY	0.3 MG/KG/DAY	3 MG/KG/DAY	30 MG/KG/DAY
WEEK -2 TO -1				
MEAN	65.	63.	65.	64.
S.D.	6.5	4.2	3.9	4.5
S.E.	1.4	1.3	1.2	1.0
N	20	10	10	20
-1 TO 0				
MEAN	32.	34.	32.	31.
S.D.	4.7	3.9	3.8	4.4
S.E.	1.1	1.2	1.2	1.0
N	20	10	10	20
0 TO 1				
MEAN	45.	47.	55.*	48.
S.D.	9.5	3.7	7.6	11.6
S.E.	2.1	1.2	2.4	2.6
N	20	10	10	20
1 TO 2				
MEAN	38.	36.	41.	34.
S.D.	9.4	5.7	9.1	10.3
S.E.	2.1	1.8	2.9	2.3
N	20	10	10	20
2 TO 3				
MEAN	29.	28.	31.	26.
S.D.	5.5	3.8	4.2	7.7
S.E.	1.2	1.2	1.3	1.7
N	20	10	10	20

* = Significantly different from the control group at 0.05 using Dunnett's test

TABLE 15 (DOSING PERIOD - MALES)

PROJECT NO.:WIL-189205M A 28-DAY ORAL STUDY OF H-28397 IN RATS WITH 28-DAY RECOVERY PAGE 2
SPONSOR:E.I. DUPONT SUMMARY OF BODY WEIGHT CHANGES [G]
SPONSOR NO.:DUPONT-24447

	MALES			
GROUP:	0 MG/KG/DAY	0.3 MG/KG/DAY	3 MG/KG/DAY	30 MG/KG/DAY
WEEK 3 TO 4				
MEAN	25.	26.	29.	25.
S.D.	5.3	4.2	12.2	7.8
S.E.	1.2	1.3	3.9	1.8
N	20	10	10	20

None significantly different from control group

PBFSTv5.28
04/15/2008

TABLE 16 (DOSING PERIOD - FEMALES)

PROJECT NO.:WIL-189205F A 28-DAY ORAL STUDY OF H-28397 IN RATS WITH 28-DAY RECOVERY PAGE 1

SPONSOR:E.I. DUPONT SUMMARY OF BODY WEIGHT CHANGES [G]

SPONSOR NO.:DUPONT-24447

	FEMALES			
GROUP:	0 MG/KG/DAY	3 MG/KG/DAY	30 MG/KG/DAY	300 MG/KG/DAY
WEEK -2 TO -1				
MEAN	37.	35.	36.	36.
S.D.	3.5	4.8	6.2	4.5
S.E.	0.8	1.5	2.0	1.0
N	20	10	10	20
-1 TO 0				
MEAN	22.	20.	21.	19.
S.D.	4.2	4.3	5.6	5.5
S.E.	0.9	1.4	1.8	1.2
N	20	10	10	20
0 TO 1				
MEAN	20.	16.	19.	16.
S.D.	6.2	5.7	6.0	6.9
S.E.	1.4	1.8	1.9	1.5
N	20	10	10	20
1 TO 2				
MEAN	22.	21.	17.	20.
S.D.	5.8	4.8	7.1	6.2
S.E.	1.3	1.5	2.2	1.4
N	20	10	10	20
2 TO 3				
MEAN	16.	17.	24.**	18.
S.D.	7.3	6.1	6.3	5.7
S.E.	1.6	1.9	2.0	1.3
N	20	10	10	20

** = Significantly different from the control group at 0.01 using Dunnett's test

TABLE 16 (DOSING PERIOD - FEMALES)

PROJECT NO.:WIL-189205F A 28-DAY ORAL STUDY OF H-28397 IN RATS WITH 28-DAY RECOVERY PAGE 2

SPONSOR:E.I. DUPONT SUMMARY OF BODY WEIGHT CHANGES [G]

SPONSOR NO.:DUPONT-24447

	FEMALES			
GROUP:	0 MG/KG/DAY	3 MG/KG/DAY	30 MG/KG/DAY	300 MG/KG/DAY
WEEK 3 TO 4				
MEAN	14.	11.	10.	9.
S.D.	6.8	7.9	7.7	6.9
S.E.	1.5	2.5	2.4	1.5
N	20	10	10	20

None significantly different from control group

PBFSTv5.28
04/15/2008

TABLE 17 (RECOVERY PERIOD - MALES)

PROJECT NO.:WIL-189205M A 28-DAY ORAL STUDY OF H-28397 IN RATS WITH 28-DAY RECOVERY PAGE 1
SPONSOR:E.I. DUPONT SUMMARY OF BODY WEIGHT CHANGES [G]
SPONSOR NO.:DUPONT-24447

	MALES			
GROUP:	0 MG/KG/DAY	0.3 MG/KG/DAY	3 MG/KG/DAY	30 MG/KG/DAY
WEEK 4 TO 5				
MEAN	26.	NA	NA	21.
S.D.	6.7			6.1
S.E.	2.1			1.9
N	10			10
5 TO 6				
MEAN	19.	NA	NA	19.
S.D.	4.7			5.7
S.E.	1.5			1.8
N	10			10
6 TO 7				
MEAN	21.	NA	NA	21.
S.D.	5.3			5.6
S.E.	1.7			1.8
N	10			10
7 TO 8				
MEAN	24.	NA	NA	22.
S.D.	6.3			3.2
S.E.	2.0			1.0
N	10			10

None significantly different from control group
NA = NOT APPLICABLE

PBFSTv5.28
04/15/2008

TABLE 18 (RECOVERY PERIOD - FEMALES)

PROJECT NO.:WIL-189205F A 28-DAY ORAL STUDY OF H-28397 IN RATS WITH 28-DAY RECOVERY PAGE 1
SPONSOR:E.I. DUPONT SUMMARY OF BODY WEIGHT CHANGES [G]
SPONSOR NO.:DUPONT-24447

	FEMALES			
GROUP:	0 MG/KG/DAY	3 MG/KG/DAY	30 MG/KG/DAY	300 MG/KG/DAY
WEEK 4 TO 5				
MEAN	17.	NA	NA	15.
S.D.	4.0			5.3
S.E.	1.2			1.7
N	10			10
5 TO 6				
MEAN	11.	NA	NA	16.
S.D.	8.1			6.3
S.E.	2.6			2.0
N	10			10
6 TO 7				
MEAN	9.	NA	NA	6.
S.D.	8.6			6.9
S.E.	2.7			2.2
N	10			10
7 TO 8				
MEAN	2.	NA	NA	-2.
S.D.	5.3			7.7
S.E.	1.7			2.4
N	10			10

None significantly different from control group
NA = NOT APPLICABLE

PBFSTv5.28
04/15/2008

TABLE 19 (DOSING PERIOD - MALES)

PROJECT NO.:WIL-189205M A 28-DAY ORAL STUDY OF H-28397 IN RATS WITH 28-DAY RECOVERY PAGE 1
SPONSOR:E.I. DUPONT SUMMARY OF CUMULATIVE BODY WEIGHT CHANGES [G]
SPONSOR NO.:DUPONT-24447

		MALES			
	GROUP:	0 MG/KG/DAY	0.3 MG/KG/DAY	3 MG/KG/DAY	30 MG/KG/DAY
WEEK	0 TO 1				
	MEAN	45.	47.	55.*	48.
	S.D.	9.5	3.7	7.6	11.6
	S.E.	2.1	1.2	2.4	2.6
	N	20	10	10	20
	0 TO 2				
	MEAN	83.	83.	97.	83.
	S.D.	13.8	8.2	14.5	21.0
	S.E.	3.1	2.6	4.6	4.7
	N	20	10	10	20
	0 TO 3				
	MEAN	112.	111.	128.	109.
	S.D.	17.5	9.2	17.4	27.5
	S.E.	3.9	2.9	5.5	6.2
	N	20	10	10	20
	0 TO 4				
	MEAN	137.	136.	156.	134.
	S.D.	21.3	10.0	26.6	33.1
	S.E.	4.8	3.2	8.4	7.4
	N	20	10	10	20

* = Significantly different from the control group at 0.05 using Dunnett's test

PBFSTv5.28
04/15/2008

TABLE 20 (DOSING PERIOD - FEMALES)

PROJECT NO.:WIL-189205F A 28-DAY ORAL STUDY OF H-28397 IN RATS WITH 28-DAY RECOVERY PAGE 1

SPONSOR:E.I. DUPONT SUMMARY OF CUMULATIVE BODY WEIGHT CHANGES [G]

SPONSOR NO.:DUPONT-24447

		FEMALES			
	GROUP:	0 MG/KG/DAY	3 MG/KG/DAY	30 MG/KG/DAY	300 MG/KG/DAY
WEEK	0 TO 1				
	MEAN	20.	16.	19.	16.
	S.D.	6.2	5.7	6.0	6.9
	S.E.	1.4	1.8	1.9	1.5
	N	20	10	10	20
	0 TO 2				
	MEAN	41.	37.	36.	37.
	S.D.	8.8	7.3	11.2	10.3
	S.E.	2.0	2.3	3.5	2.3
	N	20	10	10	20
	0 TO 3				
	MEAN	57.	54.	60.	54.
	S.D.	12.5	9.8	10.5	11.7
	S.E.	2.8	3.1	3.3	2.6
	N	20	10	10	20
	0 TO 4				
	MEAN	71.	66.	70.	63.
	S.D.	13.3	10.4	15.0	13.0
	S.E.	3.0	3.3	4.7	2.9
	N	20	10	10	20

None significantly different from control group

PBFSTv5.28
04/15/2008

TABLE 21 (RECOVERY PERIOD - MALES)

PROJECT NO.:WIL-189205M A 28-DAY ORAL STUDY OF H-28397 IN RATS WITH 28-DAY RECOVERY PAGE 1
SPONSOR:E.I. DUPONT SUMMARY OF CUMULATIVE BODY WEIGHT CHANGES [G]
SPONSOR NO.:DUPONT-24447

		MALES			
	GROUP:	0 MG/KG/DAY	0.3 MG/KG/DAY	3 MG/KG/DAY	30 MG/KG/DAY
WEEK	4 TO 5				
	MEAN	26.	NA	NA	21.
	S.D.	6.7			6.1
	S.E.	2.1			1.9
	N	10			10
	4 TO 6				
	MEAN	46.	NA	NA	40.
	S.D.	9.3			7.7
	S.E.	3.0			2.4
	N	10			10
	4 TO 7				
	MEAN	67.	NA	NA	61.
	S.D.	11.5			11.4
	S.E.	3.6			3.6
	N	10			10
	4 TO 8				
	MEAN	91.	NA	NA	83.
	S.D.	15.6			12.6
	S.E.	4.9			4.0
	N	10			10

None significantly different from control group
NA = NOT APPLICABLE

PBFSTv5.28
04/15/2008

TABLE 22 (RECOVERY PERIOD - FEMALES)

PROJECT NO.:WIL-189205F — A 28-DAY ORAL STUDY OF H-28397 IN RATS WITH 28-DAY RECOVERY — PAGE 1

SPONSOR:E.I. DUPONT — SUMMARY OF CUMULATIVE BODY WEIGHT CHANGES [G]

SPONSOR NO.:DUPONT-24447

		FEMALES			
	GROUP:	0 MG/KG/DAY	3 MG/KG/DAY	30 MG/KG/DAY	300 MG/KG/DAY
WEEK	4 TO 5				
	MEAN	17.	NA	NA	15.
	S.D.	4.0			5.3
	S.E.	1.2			1.7
	N	10			10
	4 TO 6				
	MEAN	27.	NA	NA	31.
	S.D.	11.1			9.9
	S.E.	3.5			3.1
	N	10			10
	4 TO 7				
	MEAN	36.	NA	NA	37.
	S.D.	14.3			13.5
	S.E.	4.5			4.3
	N	10			10
	4 TO 8				
	MEAN	38.	NA	NA	36.
	S.D.	13.4			11.9
	S.E.	4.3			3.8
	N	10			10

None significantly different from control group
NA = NOT APPLICABLE

PBFSTv5.28
04/15/2008

TABLE 23 (DOSING PERIOD - MALES)

PROJECT NO.:WIL-189205M A 28-DAY ORAL STUDY OF H-28397 IN RATS WITH 28-DAY RECOVERY PAGE 1
SPONSOR:E.I. DUPONT SUMMARY OF FOOD CONSUMPTION [G/ANIMAL/DAY]
SPONSOR NO.:DUPONT-24447

	MALES			
GROUP:	0 MG/KG/DAY	0.3 MG/KG/DAY	3 MG/KG/DAY	30 MG/KG/DAY
WEEK -2 TO -1				
MEAN	22.	22.	23.	22.
S.D.	0.9	1.0	1.2	1.3
S.E.	0.2	0.3	0.4	0.3
N	20	10	10	20
0 TO 1				
MEAN	26.	26.	26.	25.
S.D.	1.7	1.6	1.7	1.6
S.E.	0.4	0.5	0.5	0.4
N	20	10	10	20
1 TO 2				
MEAN	26.	26.	27.	25.
S.D.	2.0	1.4	2.5	2.2
S.E.	0.4	0.4	0.8	0.5
N	20	10	10	20
2 TO 3				
MEAN	27.	27.	28.	26.
S.D.	1.9	1.8	2.5	2.4
S.E.	0.4	0.6	0.8	0.5
N	20	10	10	20
3 TO 4				
MEAN	27.	28.	27.	27.
S.D.	2.0	1.0	1.6	2.8
S.E.	0.4	0.3	0.5	0.6
N	20	10	9	20

None significantly different from control group

PBFSTv5.28
04/15/2008

TABLE 24 (DOSING PERIOD - FEMALES)

PROJECT NO.:WIL-189205F A 28-DAY ORAL STUDY OF H-28397 IN RATS WITH 28-DAY RECOVERY PAGE 1
SPONSOR:E.I. DUPONT SUMMARY OF FOOD CONSUMPTION [G/ANIMAL/DAY]
SPONSOR NO.:DUPONT-24447

	FEMALES			
GROUP:	0 MG/KG/DAY	3 MG/KG/DAY	30 MG/KG/DAY	300 MG/KG/DAY
WEEK -2 TO -1				
MEAN	19.	19.	19.	19.
S.D.	1.1	1.4	1.0	1.0
S.E.	0.2	0.4	0.3	0.2
N	20	10	10	20
0 TO 1				
MEAN	20.	20.	20.	19.
S.D.	1.1	1.7	1.5	1.8
S.E.	0.3	0.5	0.5	0.4
N	19	10	10	20
1 TO 2				
MEAN	21.	21.	21.	21.
S.D.	1.5	1.9	1.4	2.2
S.E.	0.3	0.6	0.5	0.5
N	19	10	10	20
2 TO 3				
MEAN	22.	22.	24.	21.
S.D.	2.1	2.1	2.3	1.8
S.E.	0.5	0.7	0.7	0.4
N	20	9	10	19
3 TO 4				
MEAN	23.	22.	23.	22.
S.D.	1.9	2.1	1.9	2.3
S.E.	0.4	0.7	0.6	0.5
N	19	10	10	20

None significantly different from control group

PBFSTv5.28
04/15/2008

TABLE 25 (RECOVERY PERIOD - MALES)

PROJECT NO.:WIL-189205M A 28-DAY ORAL STUDY OF H-28397 IN RATS WITH 28-DAY RECOVERY PAGE 1
SPONSOR:E.I. DUPONT SUMMARY OF FOOD CONSUMPTION [G/ANIMAL/DAY]
SPONSOR NO.:DUPONT-24447

	MALES			
GROUP:	0 MG/KG/DAY	0.3 MG/KG/DAY	3 MG/KG/DAY	30 MG/KG/DAY
WEEK 4 TO 5				
MEAN	27.	NA	NA	25.**
S.D.	1.4			1.6
S.E.	0.4			0.5
N	10			10
5 TO 6				
MEAN	28.	NA	NA	27.
S.D.	1.7			1.4
S.E.	0.5			0.5
N	10			10
6 TO 7				
MEAN	28.	NA	NA	27.
S.D.	1.5			1.9
S.E.	0.5			0.6
N	10			9
7 TO 8				
MEAN	27.	NA	NA	26.
S.D.	2.0			1.7
S.E.	0.6			0.5
N	10			10

** = Significantly different from the control group at 0.01 using Dunnett's test
NA = NOT APPLICABLE

PBFSTv5.28
04/16/2008

TABLE 26 (RECOVERY PERIOD - FEMALES)

PROJECT NO.:WIL-189205F A 28-DAY ORAL STUDY OF H-28397 IN RATS WITH 28-DAY RECOVERY PAGE 1
SPONSOR:E.I. DUPONT SUMMARY OF FOOD CONSUMPTION [G/ANIMAL/DAY]
SPONSOR NO.:DUPONT-24447

	FEMALES			
GROUP:	0 MG/KG/DAY	3 MG/KG/DAY	30 MG/KG/DAY	300 MG/KG/DAY
WEEK 4 TO 5				
MEAN	24.	NA	NA	22.
S.D.	1.6			1.8
S.E.	0.5			0.6
N	10			9
5 TO 6				
MEAN	22.	NA	NA	23.
S.D.	2.0			1.8
S.E.	0.7			0.6
N	9			10
6 TO 7				
MEAN	22.	NA	NA	23.
S.D.	1.7			1.9
S.E.	0.6			0.6
N	9			10
7 TO 8				
MEAN	22.	NA	NA	22.
S.D.	1.9			2.0
S.E.	0.6			0.7
N	9			9

None significantly different from control group
NA = NOT APPLICABLE

PBFSTv5.28
04/16/2008

TABLE 27 (MALES)

PROJECT NO.:WIL-189205M A 28-DAY ORAL STUDY OF H-28397 IN RATS WITH 28-DAY RECOVERY PAGE 1
SPONSOR:E.I. DUPONT SUMMARY OF HEMATOLOGY VALUES
SPONSOR NO.:DUPONT-24447

ANALYSIS GROUP:		MALES 0 MG/KG/DAY	0.3 MG/KG/DAY	3 MG/KG/DAY	30 MG/KG/DAY
WHITE CELLS (thous/uL)					
WEEK 4	MEAN	9.77	9.72	9.35	10.66
	% DIFFERENCE		-0.5	-4.3	9.1
	S.D.	2.327	2.424	2.134	2.109
	S.E.	0.736	0.767	0.675	0.667
	N	10	10	10	10
WEEK 8	MEAN	10.30	NA	NA	11.27
	% DIFFERENCE				9.4
	S.D.	2.828			2.158
	S.E.	0.943			0.763
	N	9			8
RED CELLS (mil/uL)					
WEEK 4	MEAN	8.44	8.27	8.12*	7.97**
	% DIFFERENCE		-2.0	-3.8	-5.6
	S.D.	0.298	0.335	0.205	0.253
	S.E.	0.094	0.106	0.065	0.080
	N	10	10	10	10
WEEK 8	MEAN	8.89	NA	NA	8.75
	% DIFFERENCE				-1.6
	S.D.	0.325			0.512
	S.E.	0.108			0.181
	N	9			8

thous/uL = THOUSANDS/MICROLITER, mil/uL = MILLIONS/MICROLITER, fL = FEMTOLITERS, pg = PICOGRAMS, g/dL = GRAMS/DECILITER

* = Significantly different from the control group at 0.05 using Dunnett's test
** = Significantly different from the control group at 0.01 using Dunnett's test
NA = NOT APPLICABLE

TABLE 27 (MALES)

PROJECT NO.:WIL-189205M A 28-DAY ORAL STUDY OF H-28397 IN RATS WITH 28-DAY RECOVERY PAGE 2
SPONSOR:E.I. DUPONT SUMMARY OF HEMATOLOGY VALUES
SPONSOR NO.:DUPONT-24447

ANALYSIS GROUP:		MALES 0 MG/KG/DAY	0.3 MG/KG/DAY	3 MG/KG/DAY	30 MG/KG/DAY
HEMOGLOBIN (g/dL)					
WEEK 4	MEAN	16.3	16.3	15.8*	15.2**
	% DIFFERENCE		0.0	-3.1	-6.7
	S.D.	0.36	0.47	0.42	0.61
	S.E.	0.11	0.15	0.13	0.19
	N	10	10	10	10
WEEK 8	MEAN	16.0	NA	NA	15.8
	% DIFFERENCE				-1.3
	S.D.	0.53			0.60
	S.E.	0.18			0.21
	N	9			8
HEMATOCRIT (%)					
WEEK 4	MEAN	45.6	44.9	43.4**	42.0**
	% DIFFERENCE		-1.5	-4.8	-7.9
	S.D.	1.66	1.37	1.40	1.60
	S.E.	0.53	0.43	0.44	0.51
	N	10	10	10	10
WEEK 8	MEAN	44.6	NA	NA	44.2
	% DIFFERENCE				-0.9
	S.D.	1.54			1.77
	S.E.	0.51			0.63
	N	9			8

thous/uL = THOUSANDS/MICROLITER, mil/uL = MILLIONS/MICROLITER, fL = FEMTOLITERS, pg = PICOGRAMS, g/dL = GRAMS/DECILITER

* = Significantly different from the control group at 0.05 using Dunnett's test
** = Significantly different from the control group at 0.01 using Dunnett's test
NA = NOT APPLICABLE

TABLE 27 (MALES)

PROJECT NO.:WIL-189205M A 28-DAY ORAL STUDY OF H-28397 IN RATS WITH 28-DAY RECOVERY PAGE 3
SPONSOR:E.I. DUPONT SUMMARY OF HEMATOLOGY VALUES
SPONSOR NO.:DUPONT-24447

ANALYSIS	GROUP:	MALES 0 MG/KG/DAY	0.3 MG/KG/DAY	3 MG/KG/DAY	30 MG/KG/DAY
MCV (fL)					
WEEK 4	MEAN	54.0	54.4	53.5	52.8
	% DIFFERENCE		0.7	-0.9	-2.2
	S.D.	1.14	1.41	2.24	1.27
	S.E.	0.36	0.44	0.71	0.40
	N	10	10	10	10
WEEK 8	MEAN	50.2	NA	NA	50.6
	% DIFFERENCE				0.8
	S.D.	1.01			1.78
	S.E.	0.34			0.63
	N	9			8
MCH (pg)					
WEEK 4	MEAN	19.3	19.7	19.4	19.1
	% DIFFERENCE		2.1	0.5	-1.0
	S.D.	0.55	0.46	0.69	0.46
	S.E.	0.17	0.15	0.22	0.15
	N	10	10	10	10
WEEK 8	MEAN	18.0	NA	NA	18.1
	% DIFFERENCE				0.6
	S.D.	0.36			0.66
	S.E.	0.12			0.23
	N	9			8

thous/uL = THOUSANDS/MICROLITER, mil/uL = MILLIONS/MICROLITER, fL = FEMTOLITERS, pg = PICOGRAMS, g/dL = GRAMS/DECILITER

None significantly different from control group
NA = NOT APPLICABLE

TABLE 27 (MALES)

PROJECT NO.:WIL-189205M A 28-DAY ORAL STUDY OF H-28397 IN RATS WITH 28-DAY RECOVERY PAGE 4
SPONSOR:E.I. DUPONT SUMMARY OF HEMATOLOGY VALUES
SPONSOR NO.:DUPONT-24447

ANALYSIS GROUP:		MALES 0 MG/KG/DAY	0.3 MG/KG/DAY	3 MG/KG/DAY	30 MG/KG/DAY
MCHC (g/dL)					
WEEK 4	MEAN	35.8	36.3	36.3	36.2
	% DIFFERENCE		1.4	1.4	1.1
	S.D.	0.66	0.34	0.40	0.40
	S.E.	0.21	0.11	0.13	0.13
	N	10	10	10	10
WEEK 8	MEAN	35.8	NA	NA	35.8
	% DIFFERENCE				0.0
	S.D.	0.23			0.30
	S.E.	0.08			0.11
	N	9			8
PLATELET (thous/uL)					
WEEK 4	MEAN	1097.	1148.	1111.	1316.
	% DIFFERENCE		4.6	1.3	20.0
	S.D.	225.6	146.2	283.8	166.3
	S.E.	71.3	46.2	89.7	52.6
	N	10	10	10	10
WEEK 8	MEAN	1091.	NA	NA	1114.
	% DIFFERENCE				2.1
	S.D.	117.4			250.2
	S.E.	39.1			88.4
	N	9			8

thous/uL = THOUSANDS/MICROLITER, mil/uL = MILLIONS/MICROLITER, fL = FEMTOLITERS, pg = PICOGRAMS, g/dL = GRAMS/DECILITER

None significantly different from control group
NA = NOT APPLICABLE

TABLE 27 (MALES)

PROJECT NO.:WIL-189205M A 28-DAY ORAL STUDY OF H-28397 IN RATS WITH 28-DAY RECOVERY PAGE 5
SPONSOR:E.I. DUPONT SUMMARY OF HEMATOLOGY VALUES
SPONSOR NO.:DUPONT-24447

ANALYSIS GROUP:	MALES 0 MG/KG/DAY	0.3 MG/KG/DAY	3 MG/KG/DAY	30 MG/KG/DAY
PROTIME (seconds)				
WEEK 4 MEAN	13.0	13.4	13.3	13.3
% DIFFERENCE		3.1	2.3	2.3
S.D.	0.74	0.46	0.55	0.47
S.E.	0.23	0.14	0.17	0.15
N	10	10	10	10
WEEK 8 MEAN	13.0	NA	NA	13.0
% DIFFERENCE				0.0
S.D.	0.62			1.16
S.E.	0.20			0.37
N	10			10
APTT (seconds)				
WEEK 4 MEAN	16.3	16.6	16.5	17.2
% DIFFERENCE		1.8	1.2	5.5
S.D.	1.98	1.48	1.76	1.03
S.E.	0.63	0.47	0.56	0.33
N	10	10	10	10
WEEK 8 MEAN	18.9	NA	NA	19.2
% DIFFERENCE				1.6
S.D.	1.11			1.46
S.E.	0.35			0.46
N	10			10

thous/uL = THOUSANDS/MICROLITER, mil/uL = MILLIONS/MICROLITER, fL = FEMTOLITERS, pg = PICOGRAMS, g/dL = GRAMS/DECILITER

None significantly different from control group
NA = NOT APPLICABLE

TABLE 27 (MALES)

PROJECT NO.:WIL-189205M A 28-DAY ORAL STUDY OF H-28397 IN RATS WITH 28-DAY RECOVERY PAGE 6
SPONSOR:E.I. DUPONT SUMMARY OF HEMATOLOGY VALUES
SPONSOR NO.:DUPONT-24447

ANALYSIS GROUP:	MALES 0 MG/KG/DAY	0.3 MG/KG/DAY	3 MG/KG/DAY	30 MG/KG/DAY
RETICULOCYTE (%)				
WEEK 4 MEAN	2.2	2.3	2.4	2.8**
% DIFFERENCE		4.5	9.1	27.3
S.D.	0.41	0.37	0.42	0.36
S.E.	0.13	0.12	0.13	0.11
N	10	10	10	10
WEEK 8 MEAN	2.5	NA	NA	2.6
% DIFFERENCE				4.0
S.D.	0.48			0.67
S.E.	0.16			0.24
N	9			8
RETIC ABSOLUTE (thous/uL)				
WEEK 4 MEAN	188.9	189.9	196.1	224.9
% DIFFERENCE		0.5	3.8	19.1
S.D.	37.22	35.08	34.77	24.21
S.E.	11.77	11.09	10.99	7.65
N	10	10	10	10
WEEK 8 MEAN	219.9	NA	NA	228.3
% DIFFERENCE				3.8
S.D.	40.17			45.33
S.E.	13.39			16.03
N	9			8

thous/uL = THOUSANDS/MICROLITER, mil/uL = MILLIONS/MICROLITER, fL = FEMTOLITERS, pg = PICOGRAMS, g/dL = GRAMS/DECILITER

** = Significantly different from the control group at 0.01 using Dunnett's test
NA = NOT APPLICABLE

TABLE 27 (MALES)

PROJECT NO.:WIL-189205M A 28-DAY ORAL STUDY OF H-28397 IN RATS WITH 28-DAY RECOVERY PAGE 7
SPONSOR:E.I. DUPONT SUMMARY OF HEMATOLOGY VALUES
SPONSOR NO.:DUPONT-24447

		MALES			
ANALYSIS	GROUP:	0 MG/KG/DAY	0.3 MG/KG/DAY	3 MG/KG/DAY	30 MG/KG/DAY
NEUTROPHIL (%)					
WEEK 4	MEAN	16.0	13.2	15.5	11.8
	% DIFFERENCE		-17.5	-3.1	-26.3
	S.D.	9.11	3.37	5.31	2.94
	S.E.	2.88	1.07	1.68	0.93
	N	10	10	10	10
WEEK 8	MEAN	12.4	NA	NA	13.5
	% DIFFERENCE				8.9
	S.D.	4.14			6.48
	S.E.	1.38			2.29
	N	9			8
LYMPHOCYTE (%)					
WEEK 4	MEAN	79.8	83.2	80.3	83.9
	% DIFFERENCE		4.3	0.6	5.1
	S.D.	9.59	4.14	6.03	3.20
	S.E.	3.03	1.31	1.91	1.01
	N	10	10	10	10
WEEK 8	MEAN	83.7	NA	NA	82.7
	% DIFFERENCE				-1.2
	S.D.	4.41			6.34
	S.E.	1.47			2.24
	N	9			8

thous/uL = THOUSANDS/MICROLITER, mil/uL = MILLIONS/MICROLITER, fL = FEMTOLITERS, pg = PICOGRAMS, g/dL = GRAMS/DECILITER

None significantly different from control group
NA = NOT APPLICABLE

TABLE 27 (MALES)

PROJECT NO.:WIL-189205M A 28-DAY ORAL STUDY OF H-28397 IN RATS WITH 28-DAY RECOVERY PAGE 8
SPONSOR:E.I. DUPONT SUMMARY OF HEMATOLOGY VALUES
SPONSOR NO.:DUPONT-24447

		MALES			
ANALYSIS	GROUP:	0 MG/KG/DAY	0.3 MG/KG/DAY	3 MG/KG/DAY	30 MG/KG/DAY
MONOCYTE (%)					
WEEK 4	MEAN	2.3	1.7	2.1	2.4
	% DIFFERENCE		-26.1	-8.7	4.3
	S.D.	0.65	0.71	0.84	1.05
	S.E.	0.21	0.23	0.26	0.33
	N	10	10	10	10
WEEK 8	MEAN	1.9	NA	NA	1.8
	% DIFFERENCE				-5.3
	S.D.	0.60			0.45
	S.E.	0.20			0.16
	N	9			8
EOSINOPHIL (%)					
WEEK 4	MEAN	0.8	0.9	1.0	0.9
	% DIFFERENCE		12.5	25.0	12.5
	S.D.	0.23	0.38	0.35	0.29
	S.E.	0.07	0.12	0.11	0.09
	N	10	10	10	10
WEEK 8	MEAN	1.0	NA	NA	1.0
	% DIFFERENCE				0.0
	S.D.	0.35			0.30
	S.E.	0.12			0.11
	N	9			8

thous/uL = THOUSANDS/MICROLITER, mil/uL = MILLIONS/MICROLITER, fL = FEMTOLITERS, pg = PICOGRAMS, g/dL = GRAMS/DECILITER

None significantly different from control group
NA = NOT APPLICABLE

TABLE 27 (MALES)

PROJECT NO.:WIL-189205M A 28-DAY ORAL STUDY OF H-28397 IN RATS WITH 28-DAY RECOVERY PAGE 9
SPONSOR:E.I. DUPONT SUMMARY OF HEMATOLOGY VALUES
SPONSOR NO.:DUPONT-24447

ANALYSIS GROUP:		MALES 0 MG/KG/DAY	0.3 MG/KG/DAY	3 MG/KG/DAY	30 MG/KG/DAY
BASOPHIL (%)					
WEEK 4	MEAN	0.4	0.4	0.4	0.4
	% DIFFERENCE		0.0	0.0	0.0
	S.D.	0.14	0.07	0.13	0.07
	S.E.	0.04	0.02	0.04	0.02
	N	10	10	10	10
WEEK 8	MEAN	0.4	NA	NA	0.3
	% DIFFERENCE				-25.0
	S.D.	0.11			0.06
	S.E.	0.04			0.02
	N	9			8
LG UNSTAIN CELL (%)					
WEEK 4	MEAN	0.7	0.6	0.7	0.7
	% DIFFERENCE		-14.3	0.0	0.0
	S.D.	0.35	0.13	0.26	0.28
	S.E.	0.11	0.04	0.08	0.09
	N	10	10	10	10
WEEK 8	MEAN	0.6	NA	NA	0.8
	% DIFFERENCE				33.3
	S.D.	0.26			0.44
	S.E.	0.09			0.16
	N	9			8

thous/uL = THOUSANDS/MICROLITER, mil/uL = MILLIONS/MICROLITER, fL = FEMTOLITERS, pg = PICOGRAMS, g/dL = GRAMS/DECILITER

None significantly different from control group
NA = NOT APPLICABLE

TABLE 27 (MALES)

PROJECT NO.:WIL-189205M A 28-DAY ORAL STUDY OF H-28397 IN RATS WITH 28-DAY RECOVERY PAGE 10
SPONSOR:E.I. DUPONT SUMMARY OF HEMATOLOGY VALUES
SPONSOR NO.:DUPONT-24447

ANALYSIS GROUP:		MALES 0 MG/KG/DAY	0.3 MG/KG/DAY	3 MG/KG/DAY	30 MG/KG/DAY
NEU ABSOLUTE (thous/uL)					
WEEK 4	MEAN	1.59	1.25	1.42	1.26
	% DIFFERENCE		-21.4	-10.7	-20.8
	S.D.	1.035	0.355	0.444	0.373
	S.E.	0.327	0.112	0.140	0.118
	N	10	10	10	10
WEEK 8	MEAN	1.24	NA	NA	1.43
	% DIFFERENCE				15.3
	S.D.	0.441			0.487
	S.E.	0.147			0.172
	N	9			8
LYMPH ABSOLUTE (thous/uL)					
WEEK 4	MEAN	7.75	8.12	7.56	8.93
	% DIFFERENCE		4.8	-2.5	15.2
	S.D.	1.996	2.314	2.009	1.789
	S.E.	0.631	0.732	0.635	0.566
	N	10	10	10	10
WEEK 8	MEAN	8.65	NA	NA	9.41
	% DIFFERENCE				8.8
	S.D.	2.543			2.375
	S.E.	0.848			0.840
	N	9			8

thous/uL = THOUSANDS/MICROLITER, mil/uL = MILLIONS/MICROLITER, fL = FEMTOLITERS, pg = PICOGRAMS, g/dL = GRAMS/DECILITER

None significantly different from control group
NA = NOT APPLICABLE

TABLE 27 (MALES)

PROJECT NO.:WIL-189205M A 28-DAY ORAL STUDY OF H-28397 IN RATS WITH 28-DAY RECOVERY PAGE 11
SPONSOR:E.I. DUPONT SUMMARY OF HEMATOLOGY VALUES
SPONSOR NO.:DUPONT-24447

ANALYSIS GROUP:		MALES 0 MG/KG/DAY	0.3 MG/KG/DAY	3 MG/KG/DAY	30 MG/KG/DAY
MONO ABSOLUTE (thous/uL)					
WEEK 4	MEAN	0.23	0.17	0.19	0.25
	% DIFFERENCE		-26.1	-17.4	8.7
	S.D.	0.109	0.074	0.078	0.132
	S.E.	0.034	0.024	0.025	0.042
	N	10	10	10	10
WEEK 8	MEAN	0.19	NA	NA	0.20
	% DIFFERENCE				5.3
	S.D.	0.079			0.052
	S.E.	0.026			0.019
	N	9			8
EOS ABSOLUTE (thous/uL)					
WEEK 4	MEAN	0.08	0.09	0.09	0.10
	% DIFFERENCE		12.5	12.5	25.0
	S.D.	0.028	0.032	0.029	0.036
	S.E.	0.009	0.010	0.009	0.011
	N	10	10	10	10
WEEK 8	MEAN	0.11	NA	NA	0.11
	% DIFFERENCE				0.0
	S.D.	0.049			0.033
	S.E.	0.016			0.012
	N	9			8

thous/uL = THOUSANDS/MICROLITER, mil/uL = MILLIONS/MICROLITER, fL = FEMTOLITERS, pg = PICOGRAMS, g/dL = GRAMS/DECILITER

None significantly different from control group
NA = NOT APPLICABLE

TABLE 27 (MALES)

PROJECT NO.:WIL-189205M A 28-DAY ORAL STUDY OF H-28397 IN RATS WITH 28-DAY RECOVERY PAGE 12
SPONSOR:E.I. DUPONT SUMMARY OF HEMATOLOGY VALUES
SPONSOR NO.:DUPONT-24447

		MALES			
ANALYSIS	GROUP:	0 MG/KG/DAY	0.3 MG/KG/DAY	3 MG/KG/DAY	30 MG/KG/DAY
BASO ABSOLUTE (thous/uL)					
WEEK 4	MEAN	0.04	0.04	0.04	0.04
	% DIFFERENCE		0.0	0.0	0.0
	S.D.	0.014	0.013	0.011	0.011
	S.E.	0.004	0.004	0.003	0.004
	N	10	10	10	10
WEEK 8	MEAN	0.04	NA	NA	0.03
	% DIFFERENCE				-25.0
	S.D.	0.018			0.011
	S.E.	0.006			0.004
	N	9			8
LUC ABSOLUTE (thous/uL)					
WEEK 4	MEAN	0.07	0.06	0.06	0.08
	% DIFFERENCE		-14.3	-14.3	14.3
	S.D.	0.051	0.015	0.025	0.040
	S.E.	0.016	0.005	0.008	0.013
	N	10	10	10	10
WEEK 8	MEAN	0.07	NA	NA	0.09
	% DIFFERENCE				28.6
	S.D.	0.042			0.058
	S.E.	0.014			0.021
	N	9			8

thous/uL = THOUSANDS/MICROLITER, mil/uL = MILLIONS/MICROLITER, fL = FEMTOLITERS, pg = PICOGRAMS, g/dL = GRAMS/DECILITER

None significantly different from control group
NA = NOT APPLICABLE

PCPSv5.24
04/15/2008

TABLE 28 (FEMALES)

PROJECT NO.:WIL-189205F A 28-DAY ORAL STUDY OF H-28397 IN RATS WITH 28-DAY RECOVERY PAGE 1
SPONSOR:E.I. DUPONT SUMMARY OF HEMATOLOGY VALUES
SPONSOR NO.:DUPONT-24447

ANALYSIS	GROUP:	FEMALES 0 MG/KG/DAY	3 MG/KG/DAY	30 MG/KG/DAY	300 MG/KG/DAY
WHITE CELLS (thous/uL)					
WEEK 4	MEAN	9.46	8.28	9.27	9.14
	% DIFFERENCE		-12.5	-2.0	-3.4
	S.D.	1.991	1.451	1.748	3.480
	S.E.	0.629	0.484	0.553	1.230
	N	10	9	10	8
WEEK 8	MEAN	8.20	NA	NA	7.53
	% DIFFERENCE				-8.2
	S.D.	1.841			1.956
	S.E.	0.582			0.692
	N	10			8
RED CELLS (mil/uL)					
WEEK 4	MEAN	8.27	8.10	8.02	8.20
	% DIFFERENCE		-2.1	-3.0	-0.8
	S.D.	0.231	0.307	0.265	0.256
	S.E.	0.073	0.102	0.084	0.091
	N	10	9	10	8
WEEK 8	MEAN	8.27	NA	NA	8.33
	% DIFFERENCE				0.7
	S.D.	0.281			0.292
	S.E.	0.089			0.103
	N	10			8

thous/uL = THOUSANDS/MICROLITER, mil/uL = MILLIONS/MICROLITER, fL = FEMTOLITERS, pg = PICOGRAMS, g/dL = GRAMS/DECILITER

None significantly different from control group
NA = NOT APPLICABLE

TABLE 28 (FEMALES)

PROJECT NO.:WIL-189205F A 28-DAY ORAL STUDY OF H-28397 IN RATS WITH 28-DAY RECOVERY PAGE 2
SPONSOR:E.I. DUPONT SUMMARY OF HEMATOLOGY VALUES
SPONSOR NO.:DUPONT-24447

ANALYSIS GROUP:	FEMALES 0 MG/KG/DAY	3 MG/KG/DAY	30 MG/KG/DAY	300 MG/KG/DAY
HEMOGLOBIN (g/dL)				
WEEK 4 MEAN	16.2	16.0	16.0	16.0
% DIFFERENCE		-1.2	-1.2	-1.2
S.D.	0.47	0.56	0.24	0.29
S.E.	0.15	0.19	0.08	0.10
N	10	9	10	8
WEEK 8 MEAN	15.3	NA	NA	15.5
% DIFFERENCE				1.3
S.D.	0.39			0.55
S.E.	0.12			0.20
N	10			8
HEMATOCRIT (%)				
WEEK 4 MEAN	43.5	42.6	43.4	43.6
% DIFFERENCE		-2.1	-0.2	0.2
S.D.	1.34	1.43	1.35	1.11
S.E.	0.43	0.48	0.43	0.39
N	10	9	10	8
WEEK 8 MEAN	42.3	NA	NA	42.5
% DIFFERENCE				0.5
S.D.	1.25			1.66
S.E.	0.39			0.59
N	10			8

thous/uL = THOUSANDS/MICROLITER, mil/uL = MILLIONS/MICROLITER, fL = FEMTOLITERS, pg = PICOGRAMS, g/dL = GRAMS/DECILITER

None significantly different from control group
NA = NOT APPLICABLE

TABLE 28 (FEMALES)

PROJECT NO.:WIL-189205F A 28-DAY ORAL STUDY OF H-28397 IN RATS WITH 28-DAY RECOVERY PAGE 3
SPONSOR:E.I. DUPONT SUMMARY OF HEMATOLOGY VALUES
SPONSOR NO.:DUPONT-24447

ANALYSIS	GROUP:	FEMALES 0 MG/KG/DAY	3 MG/KG/DAY	30 MG/KG/DAY	300 MG/KG/DAY
MCV (fL)					
WEEK 4	MEAN	52.6	52.7	54.1	53.2
	% DIFFERENCE		0.2	2.9	1.1
	S.D.	1.06	1.25	1.71	1.65
	S.E.	0.33	0.42	0.54	0.58
	N	10	9	10	8
WEEK 8	MEAN	51.2	NA	NA	51.0
	% DIFFERENCE				-0.4
	S.D.	1.04			1.34
	S.E.	0.33			0.47
	N	10			8
MCH (pg)					
WEEK 4	MEAN	19.6	19.7	20.0	19.5
	% DIFFERENCE		0.5	2.0	-0.5
	S.D.	0.38	0.52	0.53	0.65
	S.E.	0.12	0.17	0.17	0.23
	N	10	9	10	8
WEEK 8	MEAN	18.5	NA	NA	18.6
	% DIFFERENCE				0.5
	S.D.	0.41			0.45
	S.E.	0.13			0.16
	N	10			8

thous/uL = THOUSANDS/MICROLITER, mil/uL = MILLIONS/MICROLITER, fL = FEMTOLITERS, pg = PICOGRAMS, g/dL = GRAMS/DECILITER

None significantly different from control group
NA = NOT APPLICABLE

TABLE 28 (FEMALES)

PROJECT NO.:WIL-189205F A 28-DAY ORAL STUDY OF H-28397 IN RATS WITH 28-DAY RECOVERY PAGE 4
SPONSOR:E.I. DUPONT SUMMARY OF HEMATOLOGY VALUES
SPONSOR NO.:DUPONT-24447

ANALYSIS	GROUP:	FEMALES 0 MG/KG/DAY	3 MG/KG/DAY	30 MG/KG/DAY	300 MG/KG/DAY
MCHC (g/dL)					
WEEK 4	MEAN	37.3	37.4	36.9	36.7
	% DIFFERENCE		0.3	-1.1	-1.6
	S.D.	0.34	0.53	0.83	0.43
	S.E.	0.11	0.18	0.26	0.15
	N	10	9	10	8
WEEK 8	MEAN	36.1	NA	NA	36.5*
	% DIFFERENCE				1.1
	S.D.	0.36			0.20
	S.E.	0.11			0.07
	N	10			8
PLATELET (thous/uL)					
WEEK 4	MEAN	1207.	1320.	1332.	1173.
	% DIFFERENCE		9.4	10.4	-2.8
	S.D.	170.3	143.1	140.3	175.8
	S.E.	53.9	47.7	44.4	62.1
	N	10	9	10	8
WEEK 8	MEAN	1044.	NA	NA	1060.
	% DIFFERENCE				1.5
	S.D.	243.9			72.3
	S.E.	77.1			25.6
	N	10			8

thous/uL = THOUSANDS/MICROLITER, mil/uL = MILLIONS/MICROLITER, fL = FEMTOLITERS, pg = PICOGRAMS, g/dL = GRAMS/DECILITER

* = Significantly different from the control group at 0.05 using Dunnett's test
NA = NOT APPLICABLE

TABLE 28 (FEMALES)

PROJECT NO.:WIL-189205F A 28-DAY ORAL STUDY OF H-28397 IN RATS WITH 28-DAY RECOVERY PAGE 5
SPONSOR:E.I. DUPONT SUMMARY OF HEMATOLOGY VALUES
SPONSOR NO.:DUPONT-24447

ANALYSIS GROUP:		FEMALES 0 MG/KG/DAY	3 MG/KG/DAY	30 MG/KG/DAY	300 MG/KG/DAY
PROTIME (seconds)					
WEEK 4	MEAN	12.6	12.4	12.5	12.3
	% DIFFERENCE		-1.6	-0.8	-2.4
	S.D.	0.17	0.30	0.30	0.54
	S.E.	0.05	0.09	0.10	0.17
	N	10	10	10	10
WEEK 8	MEAN	12.5	NA	NA	12.6
	% DIFFERENCE				0.8
	S.D.	0.28			0.48
	S.E.	0.09			0.15
	N	10			10
APTT (seconds)					
WEEK 4	MEAN	16.7	16.4	16.7	15.5
	% DIFFERENCE		-1.8	0.0	-7.2
	S.D.	1.33	1.67	1.27	1.60
	S.E.	0.42	0.53	0.40	0.51
	N	10	10	10	10
WEEK 8	MEAN	17.7	NA	NA	17.1
	% DIFFERENCE				-3.4
	S.D.	1.06			0.49
	S.E.	0.34			0.16
	N	10			10

thous/uL = THOUSANDS/MICROLITER, mil/uL = MILLIONS/MICROLITER, fL = FEMTOLITERS, pg = PICOGRAMS, g/dL = GRAMS/DECILITER

None significantly different from control group
NA = NOT APPLICABLE

TABLE 28 (FEMALES)

PROJECT NO.:WIL-189205F A 28-DAY ORAL STUDY OF H-28397 IN RATS WITH 28-DAY RECOVERY PAGE 6
SPONSOR:E.I. DUPONT SUMMARY OF HEMATOLOGY VALUES
SPONSOR NO.:DUPONT-24447

ANALYSIS GROUP:	FEMALES 0 MG/KG/DAY	3 MG/KG/DAY	30 MG/KG/DAY	300 MG/KG/DAY
RETICULOCYTE (%)				
WEEK 4 MEAN	2.1	2.1	2.0	2.3
% DIFFERENCE		0.0	-4.8	9.5
S.D.	0.27	0.46	0.43	0.55
S.E.	0.08	0.15	0.14	0.19
N	10	9	10	8
WEEK 8 MEAN	2.0	NA	NA	1.6**
% DIFFERENCE				-20.0
S.D.	0.30			0.26
S.E.	0.10			0.09
N	10			8
RETIC ABSOLUTE (thous/uL)				
WEEK 4 MEAN	174.8	173.4	156.2	191.5
% DIFFERENCE		-0.8	-10.6	9.6
S.D.	22.50	35.72	30.82	43.96
S.E.	7.11	11.91	9.75	15.54
N	10	9	10	8
WEEK 8 MEAN	168.0	NA	NA	136.0**
% DIFFERENCE				-19.0
S.D.	23.68			18.04
S.E.	7.49			6.38
N	10			8

thous/uL = THOUSANDS/MICROLITER, mil/uL = MILLIONS/MICROLITER, fL = FEMTOLITERS, pg = PICOGRAMS, g/dL = GRAMS/DECILITER

** = Significantly different from the control group at 0.01 using Dunnett's test
NA = NOT APPLICABLE

TABLE 28 (FEMALES)

PROJECT NO.:WIL-189205F A 28-DAY ORAL STUDY OF H-28397 IN RATS WITH 28-DAY RECOVERY PAGE 7
SPONSOR:E.I. DUPONT SUMMARY OF HEMATOLOGY VALUES
SPONSOR NO.:DUPONT-24447

ANALYSIS GROUP:		FEMALES 0 MG/KG/DAY	3 MG/KG/DAY	30 MG/KG/DAY	300 MG/KG/DAY
NEUTROPHIL (%)					
WEEK 4	MEAN	14.2	13.8	10.5	10.4
	% DIFFERENCE		-2.8	-26.1	-26.8
	S.D.	5.91	4.52	2.86	2.15
	S.E.	1.87	1.51	0.90	0.76
	N	10	9	10	8
WEEK 8	MEAN	11.4	NA	NA	11.1
	% DIFFERENCE				-2.6
	S.D.	4.42			2.32
	S.E.	1.40			0.82
	N	10			8
LYMPHOCYTE (%)					
WEEK 4	MEAN	81.3	82.0	85.4	85.1
	% DIFFERENCE		0.9	5.0	4.7
	S.D.	6.30	4.38	2.84	2.73
	S.E.	1.99	1.46	0.90	0.96
	N	10	9	10	8
WEEK 8	MEAN	84.3	NA	NA	84.6
	% DIFFERENCE				0.4
	S.D.	4.86			3.13
	S.E.	1.54			1.11
	N	10			8

thous/uL = THOUSANDS/MICROLITER, mil/uL = MILLIONS/MICROLITER, fL = FEMTOLITERS, pg = PICOGRAMS, g/dL = GRAMS/DECILITER

None significantly different from control group
NA = NOT APPLICABLE

TABLE 28 (FEMALES)

PROJECT NO.:WIL-189205F A 28-DAY ORAL STUDY OF H-28397 IN RATS WITH 28-DAY RECOVERY PAGE 8
SPONSOR:E.I. DUPONT SUMMARY OF HEMATOLOGY VALUES
SPONSOR NO.:DUPONT-24447

ANALYSIS GROUP:		FEMALES 0 MG/KG/DAY	3 MG/KG/DAY	30 MG/KG/DAY	300 MG/KG/DAY
MONOCYTE (%)					
WEEK 4	MEAN	2.2	1.8	1.7	1.8
	% DIFFERENCE		-18.2	-22.7	-18.2
	S.D.	0.63	0.46	0.34	0.80
	S.E.	0.20	0.15	0.11	0.28
	N	10	9	10	8
WEEK 8	MEAN	2.1	NA	NA	1.7
	% DIFFERENCE				-19.0
	S.D.	0.68			0.66
	S.E.	0.22			0.23
	N	10			8
EOSINOPHIL (%)					
WEEK 4	MEAN	1.1	1.3	1.3	1.4
	% DIFFERENCE		18.2	18.2	27.3
	S.D.	0.39	0.42	0.41	0.43
	S.E.	0.12	0.14	0.13	0.15
	N	10	9	10	8
WEEK 8	MEAN	1.2	NA	NA	1.7
	% DIFFERENCE				41.7
	S.D.	0.52			0.66
	S.E.	0.17			0.23
	N	10			8

thous/uL = THOUSANDS/MICROLITER, mil/uL = MILLIONS/MICROLITER, fL = FEMTOLITERS, pg = PICOGRAMS, g/dL = GRAMS/DECILITER

None significantly different from control group
NA = NOT APPLICABLE

TABLE 28 (FEMALES)

PROJECT NO.:WIL-189205F A 28-DAY ORAL STUDY OF H-28397 IN RATS WITH 28-DAY RECOVERY PAGE 9
SPONSOR:E.I. DUPONT SUMMARY OF HEMATOLOGY VALUES
SPONSOR NO.:DUPONT-24447

ANALYSIS GROUP:		FEMALES 0 MG/KG/DAY	3 MG/KG/DAY	30 MG/KG/DAY	300 MG/KG/DAY
BASOPHIL (%)					
WEEK 4	MEAN	0.5	0.5	0.5	0.5
	% DIFFERENCE		0.0	0.0	0.0
	S.D.	0.19	0.18	0.22	0.15
	S.E.	0.06	0.06	0.07	0.05
	N	10	9	10	8
WEEK 8	MEAN	0.3	NA	NA	0.3
	% DIFFERENCE				0.0
	S.D.	0.13			0.07
	S.E.	0.04			0.02
	N	10			8
LG UNSTAIN CELL (%)					
WEEK 4	MEAN	0.6	0.6	0.7	0.8
	% DIFFERENCE		0.0	16.7	33.3
	S.D.	0.16	0.12	0.20	0.18
	S.E.	0.05	0.04	0.06	0.07
	N	10	9	10	8
WEEK 8	MEAN	0.7	NA	NA	0.6
	% DIFFERENCE				-14.3
	S.D.	0.13			0.15
	S.E.	0.04			0.05
	N	10			8

thous/uL = THOUSANDS/MICROLITER, mil/uL = MILLIONS/MICROLITER, fL = FEMTOLITERS, pg = PICOGRAMS, g/dL = GRAMS/DECILITER

None significantly different from control group
NA = NOT APPLICABLE

TABLE 28 (FEMALES)

PROJECT NO.:WIL-189205F A 28-DAY ORAL STUDY OF H-28397 IN RATS WITH 28-DAY RECOVERY PAGE 10
SPONSOR:E.I. DUPONT SUMMARY OF HEMATOLOGY VALUES
SPONSOR NO.:DUPONT-24447

ANALYSIS GROUP:		FEMALES 0 MG/KG/DAY	3 MG/KG/DAY	30 MG/KG/DAY	300 MG/KG/DAY
NEU ABSOLUTE (thous/uL)					
WEEK 4	MEAN	1.33	1.13	0.97	0.93
	% DIFFERENCE		-15.0	-27.1	-30.1
	S.D.	0.582	0.387	0.301	0.362
	S.E.	0.184	0.129	0.095	0.128
	N	10	9	10	8
WEEK 8	MEAN	0.92	NA	NA	0.82
	% DIFFERENCE				-10.9
	S.D.	0.342			0.246
	S.E.	0.108			0.087
	N	10			8
LYMPH ABSOLUTE (thous/uL)					
WEEK 4	MEAN	7.71	6.80	7.92	7.81
	% DIFFERENCE		-11.8	2.7	1.3
	S.D.	1.867	1.330	1.519	3.048
	S.E.	0.590	0.443	0.480	1.078
	N	10	9	10	8
WEEK 8	MEAN	6.94	NA	NA	6.38
	% DIFFERENCE				-8.1
	S.D.	1.729			1.698
	S.E.	0.547			0.600
	N	10			8

thous/uL = THOUSANDS/MICROLITER, mil/uL = MILLIONS/MICROLITER, fL = FEMTOLITERS, pg = PICOGRAMS, g/dL = GRAMS/DECILITER

None significantly different from control group
NA = NOT APPLICABLE

TABLE 28 (FEMALES)

PROJECT NO.:WIL-189205F A 28-DAY ORAL STUDY OF H-28397 IN RATS WITH 28-DAY RECOVERY PAGE 11
SPONSOR:E.I. DUPONT SUMMARY OF HEMATOLOGY VALUES
SPONSOR NO.:DUPONT-24447

ANALYSIS	GROUP:	0 MG/KG/DAY	FEMALES 3 MG/KG/DAY	30 MG/KG/DAY	300 MG/KG/DAY
MONO ABSOLUTE (thous/uL)					
WEEK 4	MEAN	0.20	0.15	0.16	0.17
	% DIFFERENCE		-25.0	-20.0	-15.0
	S.D.	0.067	0.031	0.047	0.072
	S.E.	0.021	0.010	0.015	0.026
	N	10	9	10	8
WEEK 8	MEAN	0.17	NA	NA	0.13
	% DIFFERENCE				-23.5
	S.D.	0.067			0.063
	S.E.	0.021			0.022
	N	10			8
EOS ABSOLUTE (thous/uL)					
WEEK 4	MEAN	0.11	0.11	0.11	0.12
	% DIFFERENCE		0.0	0.0	9.1
	S.D.	0.042	0.040	0.030	0.033
	S.E.	0.013	0.013	0.010	0.012
	N	10	9	10	8
WEEK 8	MEAN	0.09	NA	NA	0.13
	% DIFFERENCE				44.4
	S.D.	0.037			0.066
	S.E.	0.012			0.023
	N	10			8

thous/uL = THOUSANDS/MICROLITER, mil/uL = MILLIONS/MICROLITER, fL = FEMTOLITERS, pg = PICOGRAMS, g/dL = GRAMS/DECILITER

None significantly different from control group
NA = NOT APPLICABLE

TABLE 28 (FEMALES)

PROJECT NO.:WIL-189205F A 28-DAY ORAL STUDY OF H-28397 IN RATS WITH 28-DAY RECOVERY PAGE 12
SPONSOR:E.I. DUPONT SUMMARY OF HEMATOLOGY VALUES
SPONSOR NO.:DUPONT-24447

ANALYSIS GROUP:		FEMALES 0 MG/KG/DAY	3 MG/KG/DAY	30 MG/KG/DAY	300 MG/KG/DAY
BASO ABSOLUTE (thous/uL)					
WEEK 4	MEAN	0.05	0.04	0.05	0.05
	% DIFFERENCE		-20.0	0.0	0.0
	S.D.	0.017	0.019	0.028	0.023
	S.E.	0.005	0.006	0.009	0.008
	N	10	9	10	8
WEEK 8	MEAN	0.03	NA	NA	0.02
	% DIFFERENCE				-33.3
	S.D.	0.009			0.005
	S.E.	0.003			0.002
	N	10			8
LUC ABSOLUTE (thous/uL)					
WEEK 4	MEAN	0.06	0.05	0.06	0.07
	% DIFFERENCE		-16.7	0.0	16.7
	S.D.	0.022	0.018	0.021	0.046
	S.E.	0.007	0.006	0.007	0.016
	N	10	9	10	8
WEEK 8	MEAN	0.05	NA	NA	0.05
	% DIFFERENCE				0.0
	S.D.	0.019			0.023
	S.E.	0.006			0.008
	N	10			8

thous/uL = THOUSANDS/MICROLITER, mil/uL = MILLIONS/MICROLITER, fL = FEMTOLITERS, pg = PICOGRAMS, g/dL = GRAMS/DECILITER

None significantly different from control group
NA = NOT APPLICABLE

PCPSv5.24
04/15/2008

TABLE 29 (MALES)

PROJECT NO.:WIL-189205M A 28-DAY ORAL STUDY OF H-28397 IN RATS WITH 28-DAY RECOVERY PAGE 1
SPONSOR:E.I. DUPONT SUMMARY OF SERUM CHEMISTRY VALUES
SPONSOR NO.:DUPONT-24447

		MALES			
ANALYSIS	GROUP:	0 MG/KG/DAY	0.3 MG/KG/DAY	3 MG/KG/DAY	30 MG/KG/DAY
ALBUMIN (g/dL)					
WEEK 4	MEAN	4.1	4.1	4.3	4.7**
	% DIFFERENCE		0.0	4.9	14.6
	S.D.	0.14	0.12	0.19	0.18
	S.E.	0.05	0.04	0.06	0.06
	N	10	10	10	10
WEEK 8	MEAN	4.3	NA	NA	4.2
	% DIFFERENCE				-2.3
	S.D.	0.18			0.08
	S.E.	0.06			0.03
	N	10			10
TOTAL PROTEIN (g/dL)					
WEEK 4	MEAN	6.4	6.2	6.3	6.5
	% DIFFERENCE		-3.1	-1.6	1.6
	S.D.	0.21	0.17	0.30	0.22
	S.E.	0.07	0.05	0.10	0.07
	N	10	10	10	10
WEEK 8	MEAN	6.6	NA	NA	6.6
	% DIFFERENCE				0.0
	S.D.	0.23			0.31
	S.E.	0.07			0.10
	N	10			10

mg/dL = MILLIGRAMS/DECILITER, U/L = INTERNATIONAL UNIT/LITER, g/dL = GRAMS/DECILITER, mEq/L = MILLIEQUIVALENTS/LITER

** = Significantly different from the control group at 0.01 using Dunnett's test
NA = NOT APPLICABLE

TABLE 29 (MALES)

PROJECT NO.:WIL-189205M A 28-DAY ORAL STUDY OF H-28397 IN RATS WITH 28-DAY RECOVERY PAGE 2
SPONSOR:E.I. DUPONT SUMMARY OF SERUM CHEMISTRY VALUES
SPONSOR NO.:DUPONT-24447

ANALYSIS	GROUP:	MALES 0 MG/KG/DAY	0.3 MG/KG/DAY	3 MG/KG/DAY	30 MG/KG/DAY
GLOBULIN (g/dL)					
WEEK 4	MEAN	2.3	2.1	2.0*	1.8**
	% DIFFERENCE		-8.7	-13.0	-21.7
	S.D.	0.23	0.18	0.22	0.14
	S.E.	0.07	0.06	0.07	0.04
	N	10	10	10	10
WEEK 8	MEAN	2.4	NA	NA	2.4
	% DIFFERENCE				0.0
	S.D.	0.17			0.24
	S.E.	0.05			0.08
	N	10			10
A/G RATIO					
WEEK 4	MEAN	1.84	1.93	2.13**	2.59**
	% DIFFERENCE		4.9	15.8	40.8
	S.D.	0.196	0.170	0.224	0.232
	S.E.	0.062	0.054	0.071	0.073
	N	10	10	10	10
WEEK 8	MEAN	1.81	NA	NA	1.73
	% DIFFERENCE				-4.4
	S.D.	0.179			0.147
	S.E.	0.057			0.047
	N	10			10

mg/dL = MILLIGRAMS/DECILITER, U/L = INTERNATIONAL UNIT/LITER, g/dL = GRAMS/DECILITER, mEq/L = MILLIEQUIVALENTS/LITER

* = Significantly different from the control group at 0.05 using Dunnett's test
** = Significantly different from the control group at 0.01 using Dunnett's test
NA = NOT APPLICABLE

TABLE 29 (MALES)

PROJECT NO.:WIL-189205M A 28-DAY ORAL STUDY OF H-28397 IN RATS WITH 28-DAY RECOVERY PAGE 3
SPONSOR:E.I. DUPONT SUMMARY OF SERUM CHEMISTRY VALUES
SPONSOR NO.:DUPONT-24447

		MALES			
ANALYSIS	GROUP:	0 MG/KG/DAY	0.3 MG/KG/DAY	3 MG/KG/DAY	30 MG/KG/DAY
TOTAL BILI (mg/dL)					
WEEK 4	MEAN	0.1	0.1	0.1	0.1
	% DIFFERENCE		0.0	0.0	0.0
	S.D.	0.03	0.00	0.03	0.04
	S.E.	0.01	0.00	0.01	0.01
	N	10	10	10	10
WEEK 8	MEAN	0.1	NA	NA	0.1
	% DIFFERENCE				0.0
	S.D.	0.04			0.00
	S.E.	0.01			0.00
	N	10			10
UREA NITROGEN (mg/dL)					
WEEK 4	MEAN	14.9	15.0	15.1	18.4**
	% DIFFERENCE		0.7	1.3	23.5
	S.D.	2.18	1.11	1.85	1.30
	S.E.	0.69	0.35	0.59	0.41
	N	10	10	10	10
WEEK 8	MEAN	14.4	NA	NA	14.0
	% DIFFERENCE				-2.8
	S.D.	1.32			1.87
	S.E.	0.42			0.59
	N	10			10

mg/dL = MILLIGRAMS/DECILITER, U/L = INTERNATIONAL UNIT/LITER, g/dL = GRAMS/DECILITER, mEq/L = MILLIEQUIVALENTS/LITER

** = Significantly different from the control group at 0.01 using Dunnett's test
NA = NOT APPLICABLE

TABLE 29 (MALES)

PROJECT NO.:WIL-189205M A 28-DAY ORAL STUDY OF H-28397 IN RATS WITH 28-DAY RECOVERY PAGE 4
SPONSOR:E.I. DUPONT SUMMARY OF SERUM CHEMISTRY VALUES
SPONSOR NO.:DUPONT-24447

ANALYSIS GROUP:	MALES 0 MG/KG/DAY	0.3 MG/KG/DAY	3 MG/KG/DAY	30 MG/KG/DAY
CREATININE (mg/dL)				
WEEK 4 MEAN	0.2	0.1	0.2	0.1
% DIFFERENCE		-50.0	0.0	-50.0
S.D.	0.07	0.04	0.05	0.04
S.E.	0.02	0.01	0.02	0.01
N	10	10	10	10
WEEK 8 MEAN	0.2	NA	NA	0.2*
% DIFFERENCE				0.0
S.D.	0.04			0.05
S.E.	0.01			0.02
N	10			10
ALKALINEPHOS'TSE (U/L)				
WEEK 4 MEAN	222.	207.	225.	272.
% DIFFERENCE		-6.8	1.4	22.5
S.D.	43.7	39.0	42.9	62.0
S.E.	13.8	12.3	13.6	19.6
N	10	10	10	10
WEEK 8 MEAN	122.	NA	NA	133.
% DIFFERENCE				9.0
S.D.	16.4			27.1
S.E.	5.2			8.6
N	10			10

mg/dL = MILLIGRAMS/DECILITER, U/L = INTERNATIONAL UNIT/LITER, g/dL = GRAMS/DECILITER, mEq/L = MILLIEQUIVALENTS/LITER

* = Significantly different from the control group at 0.05 using Dunnett's test
NA = NOT APPLICABLE

TABLE 29 (MALES)

PROJECT NO.:WIL-189205M A 28-DAY ORAL STUDY OF H-28397 IN RATS WITH 28-DAY RECOVERY PAGE 5
SPONSOR:E.I. DUPONT SUMMARY OF SERUM CHEMISTRY VALUES
SPONSOR NO.:DUPONT-24447

		MALES			
ANALYSIS	GROUP:	0 MG/KG/DAY	0.3 MG/KG/DAY	3 MG/KG/DAY	30 MG/KG/DAY
ALANINE TRANSFER (U/L)					
WEEK 4	MEAN	36.	39.	43.	40.
	% DIFFERENCE		8.3	19.4	11.1
	S.D.	11.2	7.1	7.5	7.7
	S.E.	3.5	2.3	2.4	2.4
	N	10	10	10	10
WEEK 8	MEAN	36.	NA	NA	40.
	% DIFFERENCE				11.1
	S.D.	6.2			5.4
	S.E.	2.0			1.7
	N	10			10
ASPARTATTRANSFER (U/L)					
WEEK 4	MEAN	91.	90.	102.	83.
	% DIFFERENCE		-1.1	12.1	-8.8
	S.D.	13.1	9.6	12.5	12.5
	S.E.	4.2	3.0	4.0	3.9
	N	10	10	10	10
WEEK 8	MEAN	90.	NA	NA	88.
	% DIFFERENCE				-2.2
	S.D.	11.5			8.5
	S.E.	3.6			2.7
	N	10			10

mg/dL = MILLIGRAMS/DECILITER, U/L = INTERNATIONAL UNIT/LITER, g/dL = GRAMS/DECILITER, mEq/L = MILLIEQUIVALENTS/LITER

None significantly different from control group
NA = NOT APPLICABLE

TABLE 29 (MALES)

PROJECT NO.:WIL-189205M A 28-DAY ORAL STUDY OF H-28397 IN RATS WITH 28-DAY RECOVERY PAGE 6
SPONSOR:E.I. DUPONT SUMMARY OF SERUM CHEMISTRY VALUES
SPONSOR NO.:DUPONT-24447

		MALES			
ANALYSIS	GROUP:	0 MG/KG/DAY	0.3 MG/KG/DAY	3 MG/KG/DAY	30 MG/KG/DAY
GLUTAMYLTRANSFER (U/L)					
WEEK 4	MEAN	1.4	0.8	1.0	1.2
	% DIFFERENCE		-42.9	-28.6	-14.3
	S.D.	0.84	0.64	0.58	0.80
	S.E.	0.27	0.20	0.18	0.25
	N	10	10	10	10
WEEK 8	MEAN	0.7	NA	NA	0.6
	% DIFFERENCE				-14.3
	S.D.	0.49			0.45
	S.E.	0.16			0.14
	N	10			10
GLUCOSE (mg/dL)					
WEEK 4	MEAN	105.	95.	105.	121.**
	% DIFFERENCE		-9.5	0.0	15.2
	S.D.	14.2	8.9	8.2	11.3
	S.E.	4.5	2.8	2.6	3.6
	N	10	10	10	10
WEEK 8	MEAN	114.	NA	NA	107.
	% DIFFERENCE				-6.1
	S.D.	6.9			14.2
	S.E.	2.2			4.5
	N	10			10

mg/dL = MILLIGRAMS/DECILITER, U/L = INTERNATIONAL UNIT/LITER, g/dL = GRAMS/DECILITER, mEq/L = MILLIEQUIVALENTS/LITER

** = Significantly different from the control group at 0.01 using Dunnett's test
NA = NOT APPLICABLE

TABLE 29 (MALES)

PROJECT NO.:WIL-189205M A 28-DAY ORAL STUDY OF H-28397 IN RATS WITH 28-DAY RECOVERY PAGE 7
SPONSOR:E.I. DUPONT SUMMARY OF SERUM CHEMISTRY VALUES
SPONSOR NO.:DUPONT-24447

		MALES			
ANALYSIS	GROUP:	0 MG/KG/DAY	0.3 MG/KG/DAY	3 MG/KG/DAY	30 MG/KG/DAY
CHOLESTEROL (mg/dL)					
WEEK 4	MEAN	51.	40.*	41.*	37.**
	% DIFFERENCE		-21.6	-19.6	-27.5
	S.D.	9.8	6.1	10.5	9.0
	S.E.	3.1	1.9	3.3	2.8
	N	10	10	10	10
WEEK 8	MEAN	45.	NA	NA	61.**
	% DIFFERENCE				35.6
	S.D.	10.8			8.4
	S.E.	3.4			2.6
	N	10			10
CALCIUM (mg/dL)					
WEEK 4	MEAN	11.0	10.7	10.6	10.9
	% DIFFERENCE		-2.7	-3.6	-0.9
	S.D.	0.30	0.30	0.23	0.32
	S.E.	0.10	0.09	0.07	0.10
	N	10	10	10	10
WEEK 8	MEAN	10.5	NA	NA	10.4
	% DIFFERENCE				-1.0
	S.D.	0.33			0.23
	S.E.	0.11			0.07
	N	10			10

mg/dL = MILLIGRAMS/DECILITER, U/L = INTERNATIONAL UNIT/LITER, g/dL = GRAMS/DECILITER, mEq/L = MILLIEQUIVALENTS/LITER

* = Significantly different from the control group at 0.05 using Dunnett's test
** = Significantly different from the control group at 0.01 using Dunnett's test
NA = NOT APPLICABLE

TABLE 29 (MALES)

PROJECT NO.:WIL-189205M A 28-DAY ORAL STUDY OF H-28397 IN RATS WITH 28-DAY RECOVERY PAGE 8
SPONSOR:E.I. DUPONT SUMMARY OF SERUM CHEMISTRY VALUES
SPONSOR NO.:DUPONT-24447

		MALES			
ANALYSIS	GROUP:	0 MG/KG/DAY	0.3 MG/KG/DAY	3 MG/KG/DAY	30 MG/KG/DAY
CHLORIDE (mEq/L)					
WEEK 4	MEAN	103.	103.	103.	103.
	% DIFFERENCE		0.0	0.0	0.0
	S.D.	1.9	2.2	2.0	1.5
	S.E.	0.6	0.7	0.6	0.5
	N	10	10	10	10
WEEK 8	MEAN	103.	NA	NA	104.
	% DIFFERENCE				1.0
	S.D.	1.8			1.7
	S.E.	0.6			0.5
	N	10			10
PHOSPHORUS (mg/dL)					
WEEK 4	MEAN	9.1	8.6	9.0	9.3
	% DIFFERENCE		-5.5	-1.1	2.2
	S.D.	0.81	0.40	0.73	0.54
	S.E.	0.26	0.13	0.23	0.17
	N	10	10	10	10
WEEK 8	MEAN	7.6	NA	NA	7.7
	% DIFFERENCE				1.3
	S.D.	0.71			0.75
	S.E.	0.23			0.24
	N	10			10

mg/dL = MILLIGRAMS/DECILITER, U/L = INTERNATIONAL UNIT/LITER, g/dL = GRAMS/DECILITER, mEq/L = MILLIEQUIVALENTS/LITER

None significantly different from control group
NA = NOT APPLICABLE

TABLE 29 (MALES)

PROJECT NO.:WIL-189205M A 28-DAY ORAL STUDY OF H-28397 IN RATS WITH 28-DAY RECOVERY PAGE 9
SPONSOR:E.I. DUPONT SUMMARY OF SERUM CHEMISTRY VALUES
SPONSOR NO.:DUPONT-24447

		MALES			
ANALYSIS	GROUP:	0 MG/KG/DAY	0.3 MG/KG/DAY	3 MG/KG/DAY	30 MG/KG/DAY
POTASSIUM (mEq/L)					
WEEK 4	MEAN	4.97	4.40**	5.01	4.79
	% DIFFERENCE		-11.5	0.8	-3.6
	S.D.	0.564	0.236	0.281	0.172
	S.E.	0.178	0.075	0.089	0.054
	N	10	10	10	10
WEEK 8	MEAN	4.74	NA	NA	5.12*
	% DIFFERENCE				8.0
	S.D.	0.271			0.421
	S.E.	0.086			0.133
	N	10			10
SODIUM (mEq/L)					
WEEK 4	MEAN	146.	146.	146.	146.
	% DIFFERENCE		0.0	0.0	0.0
	S.D.	1.5	1.5	1.7	1.5
	S.E.	0.5	0.5	0.5	0.5
	N	10	10	10	10
WEEK 8	MEAN	146.	NA	NA	146.
	% DIFFERENCE				0.0
	S.D.	1.3			0.9
	S.E.	0.4			0.3
	N	10			10

mg/dL = MILLIGRAMS/DECILITER, U/L = INTERNATIONAL UNIT/LITER, g/dL = GRAMS/DECILITER, mEq/L = MILLIEQUIVALENTS/LITER

* = Significantly different from the control group at 0.05 using Dunnett's test
** = Significantly different from the control group at 0.01 using Dunnett's test
NA = NOT APPLICABLE

TABLE 29 (MALES)

PROJECT NO.:WIL-189205M A 28-DAY ORAL STUDY OF H-28397 IN RATS WITH 28-DAY RECOVERY PAGE 10
SPONSOR:E.I. DUPONT SUMMARY OF SERUM CHEMISTRY VALUES
SPONSOR NO.:DUPONT-24447

		MALES			
ANALYSIS	GROUP:	0 MG/KG/DAY	0.3 MG/KG/DAY	3 MG/KG/DAY	30 MG/KG/DAY
TRIGLYCERIDE (mg/dL)					
WEEK 4	MEAN	72.	59.	56.*	59.
	% DIFFERENCE		-18.1	-22.2	-18.1
	S.D.	18.2	11.0	9.3	7.2
	S.E.	5.7	3.5	2.9	2.3
	N	10	10	10	10
WEEK 8	MEAN	50.	NA	NA	37.
	% DIFFERENCE				-26.0
	S.D.	18.4			15.1
	S.E.	5.8			4.8
	N	10			10

mg/dL = MILLIGRAMS/DECILITER, U/L = INTERNATIONAL UNIT/LITER, g/dL = GRAMS/DECILITER, mEq/L = MILLIEQUIVALENTS/LITER

* = Significantly different from the control group at 0.05 using Dunnett's test
NA = NOT APPLICABLE

PCPSv5.24
04/15/2008

TABLE 30 (FEMALES)

PROJECT NO.:WIL-189205F A 28-DAY ORAL STUDY OF H-28397 IN RATS WITH 28-DAY RECOVERY PAGE 1
SPONSOR:E.I. DUPONT SUMMARY OF SERUM CHEMISTRY VALUES
SPONSOR NO.:DUPONT-24447

ANALYSIS GROUP:		FEMALES 0 MG/KG/DAY	3 MG/KG/DAY	30 MG/KG/DAY	300 MG/KG/DAY
ALBUMIN (g/dL)					
WEEK 4	MEAN	4.5	4.6	4.6	4.7
	% DIFFERENCE		2.2	2.2	4.4
	S.D.	0.26	0.19	0.17	0.22
	S.E.	0.08	0.06	0.05	0.07
	N	10	10	10	10
WEEK 8	MEAN	4.8	NA	NA	4.6
	% DIFFERENCE				-4.2
	S.D.	0.30			0.30
	S.E.	0.09			0.10
	N	10			10
TOTAL PROTEIN (g/dL)					
WEEK 4	MEAN	6.9	6.9	7.0	6.8
	% DIFFERENCE		0.0	1.4	-1.4
	S.D.	0.31	0.37	0.32	0.36
	S.E.	0.10	0.12	0.10	0.11
	N	10	10	10	10
WEEK 8	MEAN	7.4	NA	NA	7.1
	% DIFFERENCE				-4.1
	S.D.	0.39			0.42
	S.E.	0.12			0.13
	N	10			10

mg/dL = MILLIGRAMS/DECILITER, U/L = INTERNATIONAL UNIT/LITER, g/dL = GRAMS/DECILITER, mEq/L = MILLIEQUIVALENTS/LITER

None significantly different from control group
NA = NOT APPLICABLE

TABLE 30 (FEMALES)

PROJECT NO.:WIL-189205F A 28-DAY ORAL STUDY OF H-28397 IN RATS WITH 28-DAY RECOVERY PAGE 2
SPONSOR:E.I. DUPONT SUMMARY OF SERUM CHEMISTRY VALUES
SPONSOR NO.:DUPONT-24447

ANALYSIS GROUP:		FEMALES 0 MG/KG/DAY	3 MG/KG/DAY	30 MG/KG/DAY	300 MG/KG/DAY
GLOBULIN (g/dL)					
WEEK 4	MEAN	2.3	2.4	2.4	2.1*
	% DIFFERENCE		4.3	4.3	-8.7
	S.D.	0.17	0.24	0.20	0.18
	S.E.	0.05	0.08	0.06	0.06
	N	10	10	10	10
WEEK 8	MEAN	2.5	NA	NA	2.5
	% DIFFERENCE				0.0
	S.D.	0.23			0.23
	S.E.	0.07			0.07
	N	10			10
A/G RATIO					
WEEK 4	MEAN	1.93	1.97	1.97	2.32**
	% DIFFERENCE		2.1	2.1	20.2
	S.D.	0.170	0.208	0.156	0.157
	S.E.	0.054	0.066	0.049	0.050
	N	10	10	10	10
WEEK 8	MEAN	1.96	NA	NA	1.87
	% DIFFERENCE				-4.6
	S.D.	0.197			0.168
	S.E.	0.062			0.053
	N	10			10

mg/dL = MILLIGRAMS/DECILITER, U/L = INTERNATIONAL UNIT/LITER, g/dL = GRAMS/DECILITER, mEq/L = MILLIEQUIVALENTS/LITER

* = Significantly different from the control group at 0.05 using Dunnett's test
** = Significantly different from the control group at 0.01 using Dunnett's test
NA = NOT APPLICABLE

TABLE 30 (FEMALES)

PROJECT NO.:WIL-189205F A 28-DAY ORAL STUDY OF H-28397 IN RATS WITH 28-DAY RECOVERY PAGE 3
SPONSOR:E.I. DUPONT SUMMARY OF SERUM CHEMISTRY VALUES
SPONSOR NO.:DUPONT-24447

ANALYSIS GROUP:		FEMALES 0 MG/KG/DAY	3 MG/KG/DAY	30 MG/KG/DAY	300 MG/KG/DAY
TOTAL BILI (mg/dL)					
WEEK 4	MEAN	0.1	0.1	0.1	0.1
	% DIFFERENCE		0.0	0.0	0.0
	S.D.	0.03	0.04	0.03	0.03
	S.E.	0.01	0.01	0.01	0.01
	N	10	10	10	10
WEEK 8	MEAN	0.2	NA	NA	0.1**
	% DIFFERENCE				-50.0
	S.D.	0.05			0.03
	S.E.	0.02			0.01
	N	10			10
UREA NITROGEN (mg/dL)					
WEEK 4	MEAN	17.2	15.9	17.5	18.7
	% DIFFERENCE		-7.6	1.7	8.7
	S.D.	2.41	1.97	3.33	2.85
	S.E.	0.76	0.62	1.05	0.90
	N	10	10	10	10
WEEK 8	MEAN	17.8	NA	NA	17.5
	% DIFFERENCE				-1.7
	S.D.	2.30			3.76
	S.E.	0.73			1.19
	N	10			10

mg/dL = MILLIGRAMS/DECILITER, U/L = INTERNATIONAL UNIT/LITER, g/dL = GRAMS/DECILITER, mEq/L = MILLIEQUIVALENTS/LITER

** = Significantly different from the control group at 0.01 using Dunnett's test
NA = NOT APPLICABLE

TABLE 30 (FEMALES)

PROJECT NO.:WIL-189205F A 28-DAY ORAL STUDY OF H-28397 IN RATS WITH 28-DAY RECOVERY PAGE 4
SPONSOR:E.I. DUPONT SUMMARY OF SERUM CHEMISTRY VALUES
SPONSOR NO.:DUPONT-24447

ANALYSIS GROUP:		FEMALES 0 MG/KG/DAY	3 MG/KG/DAY	30 MG/KG/DAY	300 MG/KG/DAY
CREATININE (mg/dL)					
WEEK 4	MEAN	0.2	0.2	0.2	0.2
	% DIFFERENCE		0.0	0.0	0.0
	S.D.	0.07	0.07	0.06	0.07
	S.E.	0.02	0.02	0.02	0.02
	N	10	10	10	10
WEEK 8	MEAN	0.3	NA	NA	0.3
	% DIFFERENCE				0.0
	S.D.	0.05			0.07
	S.E.	0.01			0.02
	N	10			10
ALKALINEPHOS'TSE (U/L)					
WEEK 4	MEAN	139.	141.	112.	128.
	% DIFFERENCE		1.4	-19.4	-7.9
	S.D.	36.4	44.4	16.5	36.4
	S.E.	11.5	14.0	5.2	11.5
	N	10	10	10	10
WEEK 8	MEAN	69.	NA	NA	68.
	% DIFFERENCE				-1.4
	S.D.	24.8			12.7
	S.E.	7.8			4.0
	N	10			10

mg/dL = MILLIGRAMS/DECILITER, U/L = INTERNATIONAL UNIT/LITER, g/dL = GRAMS/DECILITER, mEq/L = MILLIEQUIVALENTS/LITER

None significantly different from control group
NA = NOT APPLICABLE

TABLE 30 (FEMALES)

PROJECT NO.:WIL-189205F A 28-DAY ORAL STUDY OF H-28397 IN RATS WITH 28-DAY RECOVERY PAGE 5
SPONSOR:E.I. DUPONT SUMMARY OF SERUM CHEMISTRY VALUES
SPONSOR NO.:DUPONT-24447

ANALYSIS GROUP:		FEMALES 0 MG/KG/DAY	3 MG/KG/DAY	30 MG/KG/DAY	300 MG/KG/DAY
ALANINE TRANSFER (U/L)					
WEEK 4	MEAN	35.	35.	38.	34.
	% DIFFERENCE		0.0	8.6	-2.9
	S.D.	10.2	4.0	13.1	8.1
	S.E.	3.2	1.3	4.1	2.6
	N	10	10	10	10
WEEK 8	MEAN	33.	NA	NA	40.
	% DIFFERENCE				21.2
	S.D.	9.6			5.4
	S.E.	3.0			1.7
	N	10			10
ASPARTATTRANSFER (U/L)					
WEEK 4	MEAN	92.	83.	84.	91.
	% DIFFERENCE		-9.8	-8.7	-1.1
	S.D.	18.4	11.1	9.5	17.4
	S.E.	5.8	3.5	3.0	5.5
	N	10	10	10	10
WEEK 8	MEAN	75.	NA	NA	77.
	% DIFFERENCE				2.7
	S.D.	16.4			5.8
	S.E.	5.2			1.8
	N	10			10

mg/dL = MILLIGRAMS/DECILITER, U/L = INTERNATIONAL UNIT/LITER, g/dL = GRAMS/DECILITER, mEq/L = MILLIEQUIVALENTS/LITER

None significantly different from control group
NA = NOT APPLICABLE

TABLE 30 (FEMALES)

PROJECT NO.:WIL-189205F A 28-DAY ORAL STUDY OF H-28397 IN RATS WITH 28-DAY RECOVERY PAGE 6
SPONSOR:E.I. DUPONT SUMMARY OF SERUM CHEMISTRY VALUES
SPONSOR NO.:DUPONT-24447

ANALYSIS GROUP:		FEMALES 0 MG/KG/DAY	3 MG/KG/DAY	30 MG/KG/DAY	300 MG/KG/DAY
GLUTAMYLTRANSFER (U/L)					
WEEK 4	MEAN	2.1	2.0	1.5	1.7
	% DIFFERENCE		-4.8	-28.6	-19.0
	S.D.	0.80	0.95	0.77	0.81
	S.E.	0.25	0.30	0.24	0.26
	N	10	10	10	10
WEEK 8	MEAN	1.9	NA	NA	1.7
	% DIFFERENCE				-10.5
	S.D.	0.60			0.70
	S.E.	0.19			0.22
	N	10			10
GLUCOSE (mg/dL)					
WEEK 4	MEAN	113.	108.	109.	116.
	% DIFFERENCE		-4.4	-3.5	2.7
	S.D.	7.6	8.6	13.7	12.8
	S.E.	2.4	2.7	4.3	4.1
	N	10	10	10	10
WEEK 8	MEAN	125.	NA	NA	111.
	% DIFFERENCE				-11.2
	S.D.	26.5			10.7
	S.E.	8.4			3.4
	N	10			10

mg/dL = MILLIGRAMS/DECILITER, U/L = INTERNATIONAL UNIT/LITER, g/dL = GRAMS/DECILITER, mEq/L = MILLIEQUIVALENTS/LITER

None significantly different from control group
NA = NOT APPLICABLE

TABLE 30 (FEMALES)

PROJECT NO.:WIL-189205F A 28-DAY ORAL STUDY OF H-28397 IN RATS WITH 28-DAY RECOVERY PAGE 7
SPONSOR:E.I. DUPONT SUMMARY OF SERUM CHEMISTRY VALUES
SPONSOR NO.:DUPONT-24447

ANALYSIS	GROUP:	FEMALES 0 MG/KG/DAY	3 MG/KG/DAY	30 MG/KG/DAY	300 MG/KG/DAY
CHOLESTEROL (mg/dL)					
WEEK 4	MEAN	83.	81.	69.	78.
	% DIFFERENCE		-2.4	-16.9	-6.0
	S.D.	10.9	17.1	12.5	10.5
	S.E.	3.5	5.4	3.9	3.3
	N	10	10	10	10
WEEK 8	MEAN	87.	NA	NA	93.
	% DIFFERENCE				6.9
	S.D.	14.3			19.0
	S.E.	4.5			6.0
	N	10			10
CALCIUM (mg/dL)					
WEEK 4	MEAN	11.0	10.9	11.1	10.7
	% DIFFERENCE		-0.9	0.9	-2.7
	S.D.	0.29	0.36	0.29	0.45
	S.E.	0.09	0.11	0.09	0.14
	N	10	10	10	10
WEEK 8	MEAN	11.0	NA	NA	10.9
	% DIFFERENCE				-0.9
	S.D.	0.24			0.35
	S.E.	0.07			0.11
	N	10			10

mg/dL = MILLIGRAMS/DECILITER, U/L = INTERNATIONAL UNIT/LITER, g/dL = GRAMS/DECILITER, mEq/L = MILLIEQUIVALENTS/LITER

None significantly different from control group
NA = NOT APPLICABLE

TABLE 30 (FEMALES)

PROJECT NO.:WIL-189205F A 28-DAY ORAL STUDY OF H-28397 IN RATS WITH 28-DAY RECOVERY PAGE 8
SPONSOR:E.I. DUPONT SUMMARY OF SERUM CHEMISTRY VALUES
SPONSOR NO.:DUPONT-24447

ANALYSIS GROUP:		FEMALES 0 MG/KG/DAY	3 MG/KG/DAY	30 MG/KG/DAY	300 MG/KG/DAY
CHLORIDE (mEq/L)					
WEEK 4	MEAN	102.	102.	102.	102.
	% DIFFERENCE		0.0	0.0	0.0
	S.D.	1.3	1.2	2.0	1.3
	S.E.	0.4	0.4	0.6	0.4
	N	10	10	10	10
WEEK 8	MEAN	103.	NA	NA	104.
	% DIFFERENCE				1.0
	S.D.	1.2			1.3
	S.E.	0.4			0.4
	N	10			10
PHOSPHORUS (mg/dL)					
WEEK 4	MEAN	7.9	7.8	8.2	8.5
	% DIFFERENCE		-1.3	3.8	7.6
	S.D.	0.60	0.82	0.99	0.97
	S.E.	0.19	0.26	0.31	0.31
	N	10	10	10	10
WEEK 8	MEAN	6.9	NA	NA	7.0
	% DIFFERENCE				1.4
	S.D.	0.80			0.51
	S.E.	0.25			0.16
	N	10			10

mg/dL = MILLIGRAMS/DECILITER, U/L = INTERNATIONAL UNIT/LITER, g/dL = GRAMS/DECILITER, mEq/L = MILLIEQUIVALENTS/LITER

None significantly different from control group
NA = NOT APPLICABLE

TABLE 30 (FEMALES)

PROJECT NO.:WIL-189205F A 28-DAY ORAL STUDY OF H-28397 IN RATS WITH 28-DAY RECOVERY PAGE 9
SPONSOR:E.I. DUPONT SUMMARY OF SERUM CHEMISTRY VALUES
SPONSOR NO.:DUPONT-24447

ANALYSIS GROUP:		FEMALES 0 MG/KG/DAY	3 MG/KG/DAY	30 MG/KG/DAY	300 MG/KG/DAY
POTASSIUM (mEq/L)					
WEEK 4	MEAN	4.37	4.32	4.39	4.43
	% DIFFERENCE		-1.1	0.5	1.4
	S.D.	0.519	0.314	0.496	0.464
	S.E.	0.164	0.099	0.157	0.147
	N	10	10	10	10
WEEK 8	MEAN	4.24	NA	NA	4.40
	% DIFFERENCE				3.8
	S.D.	0.290			0.420
	S.E.	0.092			0.133
	N	10			10
SODIUM (mEq/L)					
WEEK 4	MEAN	142.	143.	143.	143.
	% DIFFERENCE		0.7	0.7	0.7
	S.D.	1.9	1.5	1.5	1.5
	S.E.	0.6	0.5	0.5	0.5
	N	10	10	10	10
WEEK 8	MEAN	145.	NA	NA	145.
	% DIFFERENCE				0.0
	S.D.	1.1			1.2
	S.E.	0.4			0.4
	N	10			10

mg/dL = MILLIGRAMS/DECILITER, U/L = INTERNATIONAL UNIT/LITER, g/dL = GRAMS/DECILITER, mEq/L = MILLIEQUIVALENTS/LITER

None significantly different from control group
NA = NOT APPLICABLE

TABLE 30 (FEMALES)

PROJECT NO.:WIL-189205F A 28-DAY ORAL STUDY OF H-28397 IN RATS WITH 28-DAY RECOVERY PAGE 10
SPONSOR:E.I. DUPONT SUMMARY OF SERUM CHEMISTRY VALUES
SPONSOR NO.:DUPONT-24447

ANALYSIS GROUP:	0 MG/KG/DAY	FEMALES 3 MG/KG/DAY	30 MG/KG/DAY	300 MG/KG/DAY
TRIGLYCERIDE (mg/dL)				
WEEK 4 MEAN	61.	54.	59.	63.
% DIFFERENCE		-11.5	-3.3	3.3
S.D.	17.7	14.0	7.5	16.6
S.E.	5.6	4.4	2.4	5.3
N	10	10	10	10
WEEK 8 MEAN	53.	NA	NA	52.
% DIFFERENCE				-1.9
S.D.	11.1			18.5
S.E.	3.5			5.8
N	10			10

mg/dL = MILLIGRAMS/DECILITER, U/L = INTERNATIONAL UNIT/LITER, g/dL = GRAMS/DECILITER, mEq/L = MILLIEQUIVALENTS/LITER

None significantly different from control group
NA = NOT APPLICABLE

PCPSv5.24
04/15/2008

TABLE 31 (MALES)

PROJECT NO.:WIL-189205M A 28-DAY ORAL STUDY OF H-28397 IN RATS WITH 28-DAY RECOVERY PAGE 1
SPONSOR:E.I. DUPONT SUMMARY OF SPECIAL CHEMISTRY VALUES
SPONSOR NO.:DUPONT-24447

		MALES			
ANALYSIS	GROUP:	0 MG/KG/DAY	0.3 MG/KG/DAY	3 MG/KG/DAY	30 MG/KG/DAY
SORBITOL'GENASE (U/L)					
WEEK 4	MEAN	14.	9.**	13.	11.*
	% DIFFERENCE		-35.7	-7.1	-21.4
	S.D.	3.6	2.8	3.3	2.2
	S.E.	1.1	0.9	1.0	0.7
	N	10	10	10	10
WEEK 8	MEAN	15.	NA	NA	10.**
	% DIFFERENCE				-33.3
	S.D.	2.8			3.6
	S.E.	0.9			1.1
	N	10			10

U/L = INTERNATIONAL UNIT/LITER

* = Significantly different from the control group at 0.05 using Dunnett's test
** = Significantly different from the control group at 0.01 using Dunnett's test
NA = NOT APPLICABLE

PCPSv5.24
04/15/2008

TABLE 32 (FEMALES)

PROJECT NO.:WIL-189205F A 28-DAY ORAL STUDY OF H-28397 IN RATS WITH 28-DAY RECOVERY PAGE 1
SPONSOR:E.I. DUPONT SUMMARY OF SPECIAL CHEMISTRY VALUES
SPONSOR NO.:DUPONT-24447

ANALYSIS GROUP:		FEMALES 0 MG/KG/DAY	3 MG/KG/DAY	30 MG/KG/DAY	300 MG/KG/DAY
SORBITOL'GENASE (U/L)					
WEEK 4	MEAN	13.	12.	15.	17.
	% DIFFERENCE		-7.7	15.4	30.8
	S.D.	6.0	3.9	4.5	6.4
	S.E.	1.9	1.2	1.4	2.0
	N	10	10	10	10
WEEK 8	MEAN	15.	NA	NA	15.
	% DIFFERENCE				0.0
	S.D.	5.3			4.7
	S.E.	1.7			1.5
	N	10			10

U/L = INTERNATIONAL UNIT/LITER

None significantly different from control group
NA = NOT APPLICABLE

PCPSv5.24
04/15/2008

TABLE 33 (MALES)

PROJECT NO.:WIL-189205M A 28-DAY ORAL STUDY OF H-28397 IN RATS WITH 28-DAY RECOVERY PAGE 1
SPONSOR:E.I. DUPONT SUMMARY OF URINE QUANTITATIVE PARAMETERS
SPONSOR NO.:DUPONT-24447

		MALES			
ANALYSIS	GROUP:	0 MG/KG/DAY	0.3 MG/KG/DAY	3 MG/KG/DAY	30 MG/KG/DAY
SPECIFIC GRAVITY					
WEEK 4	MEAN	1.031	1.031	1.034	1.030
	S.D.	0.0041	0.0063	0.0060	0.0039
	S.E.	0.0013	0.0020	0.0019	0.0012
	N	10	10	10	10
WEEK 8	MEAN	1.035	NA	NA	1.035
	S.D.	0.0080			0.0081
	S.E.	0.0025			0.0026
	N	10			10
pH					
WEEK 4	MEAN	6.7	6.4	6.3	6.5
	S.D.	0.34	0.32	0.26	0.24
	S.E.	0.11	0.10	0.08	0.07
	N	10	10	10	10
WEEK 8	MEAN	6.5	NA	NA	6.6
	S.D.	0.24			0.28
	S.E.	0.07			0.09
	N	10			10

None significantly different from control group
NA = NOT APPLICABLE

TABLE 33 (MALES)

PROJECT NO.:WIL-189205M A 28-DAY ORAL STUDY OF H-28397 IN RATS WITH 28-DAY RECOVERY PAGE 2
SPONSOR:E.I. DUPONT SUMMARY OF URINE QUANTITATIVE PARAMETERS
SPONSOR NO.:DUPONT-24447

		MALES			
ANALYSIS	GROUP:	0 MG/KG/DAY	0.3 MG/KG/DAY	3 MG/KG/DAY	30 MG/KG/DAY
UROBILINOGEN (mg/dL)					
WEEK 4	MEAN	0.2	0.2	0.2	0.2
	S.D.	0.00	0.00	0.00	0.00
	S.E.	0.00	0.00	0.00	0.00
	N	10	10	10	10
WEEK 8	MEAN	0.2	NA	NA	0.2
	S.D.	0.00			0.00
	S.E.	0.00			0.00
	N	10			10
TOTAL VOLUME (mL)					
WEEK 4	MEAN	10.0	9.1	9.4	10.6
	S.D.	3.65	4.86	4.03	3.60
	S.E.	1.15	1.54	1.28	1.14
	N	10	10	10	10
WEEK 8	MEAN	9.4	NA	NA	7.8
	S.D.	6.11			2.74
	S.E.	1.93			0.87
	N	10			10

mg/dL = MILLIGRAMS/DECILITER, mL = MILLILITERS

None significantly different from control group
NA = NOT APPLICABLE

PCPSv5.24
04/15/2008
R:04/16/2008

TABLE 34 (FEMALES)

PROJECT NO.:WIL-189205F A 28-DAY ORAL STUDY OF H-28397 IN RATS WITH 28-DAY RECOVERY PAGE 1
SPONSOR:E.I. DUPONT SUMMARY OF URINE QUANTITATIVE PARAMETERS
SPONSOR NO.:DUPONT-24447

ANALYSIS	GROUP:	FEMALES 0 MG/KG/DAY	3 MG/KG/DAY	30 MG/KG/DAY	300 MG/KG/DAY
SPECIFIC GRAVITY					
WEEK 4	MEAN	1.040	1.036	1.044	1.038
	S.D.	0.0074	0.0095	0.0120	0.0103
	S.E.	0.0024	0.0030	0.0038	0.0033
	N	10	10	10	10
WEEK 8	MEAN	1.037	NA	NA	1.035
	S.D.	0.0126			0.0097
	S.E.	0.0040			0.0031
	N	10			10
pH					
WEEK 4	MEAN	6.2	6.2	6.1	6.3
	S.D.	0.26	0.35	0.21	0.26
	S.E.	0.08	0.11	0.07	0.08
	N	10	10	10	10
WEEK 8	MEAN	6.3	NA	NA	6.3
	S.D.	0.26			0.35
	S.E.	0.08			0.11
	N	10			10

None significantly different from control group
NA = NOT APPLICABLE

TABLE 34 (FEMALES)

PROJECT NO.:WIL-189205F A 28-DAY ORAL STUDY OF H-28397 IN RATS WITH 28-DAY RECOVERY PAGE 2
SPONSOR:E.I. DUPONT SUMMARY OF URINE QUANTITATIVE PARAMETERS
SPONSOR NO.:DUPONT-24447

ANALYSIS	GROUP:	FEMALES 0 MG/KG/DAY	3 MG/KG/DAY	30 MG/KG/DAY	300 MG/KG/DAY
UROBILINOGEN (mg/dL)					
WEEK 4	MEAN	0.2	0.2	0.2	0.2
	S.D.	0.00	0.00	0.00	0.00
	S.E.	0.00	0.00	0.00	0.00
	N	10	10	10	10
WEEK 8	MEAN	0.3	NA	NA	0.2
	S.D.	0.25			0.00
	S.E.	0.08			0.00
	N	10			10
TOTAL VOLUME (mL)					
WEEK 4	MEAN	4.2	6.7	5.6	5.7
	S.D.	2.04	3.95	3.47	2.83
	S.E.	0.65	1.25	1.10	0.90
	N	10	10	10	10
WEEK 8	MEAN	5.5	NA	NA	5.3
	S.D.	3.10			2.31
	S.E.	0.98			0.73
	N	10			10

mg/dL = MILLIGRAMS/DECILITER, mL = MILLILITERS

None significantly different from control group
NA = NOT APPLICABLE

PCPSv5.24
04/15/2008
R:04/16/2008

TABLE 35 (MALES)

PROJECT NO.:WIL-189205M A 28-DAY ORAL STUDY OF H-28397 IN RATS WITH 28-DAY RECOVERY PAGE 1
SPONSOR:E.I. DUPONT SUMMARY OF URINE CHEMISTRY VALUES
SPONSOR NO.:DUPONT-24447

		MALES			
ANALYSIS	GROUP:	0 MG/KG/DAY	0.3 MG/KG/DAY	3 MG/KG/DAY	30 MG/KG/DAY
OSMOLALITY (mOsm/kg)					
WEEK 4	MEAN	1028.	994.	1117.	976.
	% DIFFERENCE		-3.3	8.7	-5.1
	S.D.	139.7	229.9	208.3	168.3
	S.E.	44.2	72.7	65.9	53.2
	N	10	10	10	10
WEEK 8	MEAN	1163.	NA	NA	1201.
	% DIFFERENCE				3.3
	S.D.	278.4			312.3
	S.E.	88.0			98.8
	N	10			10

mOsm/kg = MILLIOSMOLES/KILOGRAM

None significantly different from control group
NA = NOT APPLICABLE

PCPSv5.24
04/15/2008

TABLE 36 (FEMALES)

PROJECT NO.:WIL-189205F A 28-DAY ORAL STUDY OF H-28397 IN RATS WITH 28-DAY RECOVERY PAGE 1
SPONSOR:E.I. DUPONT SUMMARY OF URINE CHEMISTRY VALUES
SPONSOR NO.:DUPONT-24447

ANALYSIS	GROUP:	0 MG/KG/DAY	FEMALES 3 MG/KG/DAY	30 MG/KG/DAY	300 MG/KG/DAY
OSMOLALITY (mOsm/kg)					
WEEK 4	MEAN	1451.	1249.	1601.	1388.
	% DIFFERENCE		-13.9	10.3	-4.3
	S.D.	296.9	367.8	478.7	409.7
	S.E.	93.9	116.3	151.4	129.6
	N	10	10	10	10
WEEK 8	MEAN	1315.	NA	NA	1233.
	% DIFFERENCE				-6.2
	S.D.	502.3			379.1
	S.E.	158.8			119.9
	N	10			10

mOsm/kg = MILLIOSMOLES/KILOGRAM

None significantly different from control group
NA = NOT APPLICABLE

PCPSv5.24
05/20/2008

TABLE 37 (WEEK 4 PRIMARY NECROPSY - MALES)

PROJECT NO.:WIL-189205M A 28-DAY ORAL STUDY OF H-28397 IN RATS WITH 28-DAY RECOVERY PAGE 1
SPONSOR:E.I. DUPONT SUMMARY OF MACROSCOPIC FINDINGS
SPONSOR NO.:DUPONT-24447

SCHEDULED NECROPSY

	----- M A L E -----			
GROUP:	1	2	3	4
NUMBER OF ANIMALS IN DOSE GROUP	20	10	10	20
NUMBER OF ANIMALS EXAMINED WEEK 4	10	10	10	10
ADIPOSE TISSUE				
-NODULE(S)	0	0	1	0
EPIDIDYMIDES				
-AREA(S), YELLOW	0	0	1	1
JEJUNUM				
-DIVERTICULUM	0	0	1	0
KIDNEYS				
-CYST(S)	0	0	1	0
-AREA(S), DEPRESSED	1	1	1	0
LYMPH NODE, MAND				
-DISCOLORATION, DARK RED	2	0	0	1
SKIN				
-MATTING, RED	1	0	0	0
SPLEEN				
-ACCESSORY	0	0	1	0
TEETH				
-MALALIGNED	2	0	0	0
THYMUS				
-AREA(S), DARK RED	1	0	0	0
NO SIGNIFICANT CHANGES OBSERVED - ALL EXAMINED TISSUES	6	9	7	8

1- 0 MG/KG/DAY 2- 0.3 MG/KG/DAY 3- 3 MG/KG/DAY 4- 30 MG/KG/DAY

PGRSI2v4.07
04/15/2008

TABLE 38 (WEEK 4 PRIMARY NECROPSY - FEMALES)

PROJECT NO.:WIL-189205F A 28-DAY ORAL STUDY OF H-28397 IN RATS WITH 28-DAY RECOVERY PAGE 1
SPONSOR:E.I. DUPONT SUMMARY OF MACROSCOPIC FINDINGS
SPONSOR NO.:DUPONT-24447

SCHEDULED NECROPSY

	----- F E M A L E -----			
GROUP:	1	2	3	4
NUMBER OF ANIMALS IN DOSE GROUP	20	10	10	20
NUMBER OF ANIMALS EXAMINED WEEK 4	10	10	10	10
KIDNEYS				
-AREA(S), DEPRESSED	0	0	1	0
LIVER				
-ACCESSORY LOBULE(S)	0	0	1	0
LYMPH NODE, MAND				
-ENLARGED	0	1	0	0
TEETH				
-FRACTURED	1	0	0	0
THYMUS				
-AREA(S), DARK RED	0	0	1	0
UTERUS				
-CONTENTS, CLEAR FLUID	2	0	2	0
NO SIGNIFICANT CHANGES OBSERVED - ALL EXAMINED TISSUES	7	9	6	10

1- 0 MG/KG/DAY 2- 3 MG/KG/DAY 3- 30 MG/KG/DAY 4- 300 MG/KG/DAY

PGRSI2v4.07
04/15/2008

TABLE 39 (WEEK 8 RECOVERY NECROPSY - MALES)

PROJECT NO.:WIL-189205M A 28-DAY ORAL STUDY OF H-28397 IN RATS WITH 28-DAY RECOVERY PAGE 1
SPONSOR:E.I. DUPONT SUMMARY OF MACROSCOPIC FINDINGS
SPONSOR NO.:DUPONT-24447

SCHEDULED NECROPSY

	----- M A L E -----			
GROUP:	1	2	3	4
NUMBER OF ANIMALS IN DOSE GROUP	20	10	10	20
NUMBER OF ANIMALS EXAMINED WEEK 8	10	0	0	10
ADIPOSE TISSUE				
-CYST(S)	1	0	0	0
EPIDIDYMIDES				
-ABSENT	1	0	0	0
-SMALL	0	0	0	1
JEJUNUM				
-DIVERTICULUM	1	0	0	0
KIDNEYS				
-AREA(S), DEPRESSED	1	0	0	1
-DILATED PELVIS	0	0	0	1
LUNGS				
-AREA(S), DARK RED	1	0	0	0
LYMPH NODE, MAND				
-DISCOLORATION, DARK RED	1	0	0	0
-ENLARGED	0	0	0	1
TESTES				
-ABSENT	1	0	0	0
-SOFT	0	0	0	1
THYMUS				
-AREA(S), DARK RED	1	0	0	1
NO SIGNIFICANT CHANGES OBSERVED - ALL EXAMINED TISSUES	6	0	0	7

1- 0 MG/KG/DAY 2- 0.3 MG/KG/DAY 3- 3 MG/KG/DAY 4- 30 MG/KG/DAY

PGRSI2v4.07
04/15/2008

TABLE 40 (WEEK 8 RECOVERY NECROPSY - FEMALES)

PROJECT NO.:WIL-189205F A 28-DAY ORAL STUDY OF H-28397 IN RATS WITH 28-DAY RECOVERY PAGE 1
SPONSOR:E.I. DUPONT SUMMARY OF MACROSCOPIC FINDINGS
SPONSOR NO.:DUPONT-24447

SCHEDULED NECROPSY

	----- F E M A L E -----			
GROUP:	1	2	3	4
NUMBER OF ANIMALS IN DOSE GROUP	20	10	10	20
NUMBER OF ANIMALS EXAMINED WEEK 8	10	0	0	10
KIDNEYS				
-AREA(S), DEPRESSED	0	0	0	1
LUNGS				
-DISCOLORATION, DARK RED	0	0	0	1
LYMPH NODE, MAND				
-DISCOLORATION, DARK RED	0	0	0	1
THYMUS				
-AREA(S), DARK RED	3	0	0	0
UTERUS				
-CONTENTS, CLEAR FLUID	1	0	0	0
NO SIGNIFICANT CHANGES OBSERVED - ALL EXAMINED TISSUES	6	0	0	7

1- 0 MG/KG/DAY 2- 3 MG/KG/DAY 3- 30 MG/KG/DAY 4- 300 MG/KG/DAY

PGRSI2v4.07
04/15/2008

TABLE 41 (WEEK 4 PRIMARY NECROPSY - MALES)

PROJECT NO.:WIL-189205M A 28-DAY ORAL STUDY OF H-28397 IN RATS WITH 28-DAY RECOVERY PAGE 1
SPONSOR:E.I. DUPONT SUMMARY OF ORGAN WEIGHTS AND RELATIVE ORGAN WEIGHTS
SPONSOR NO.:DUPONT-24447

	MALES			
GROUP:	0 MG/KG/DAY	0.3 MG/KG/DAY	3 MG/KG/DAY	30 MG/KG/DAY
FINAL BODY WT (G)				
MEAN	345.	345.	363.	352.
% DIFFERENCE		0.0	5.2	2.0
S.D.	26.9	15.8	26.9	15.6
S.E.	8.5	5.0	8.5	4.9
N	10	10	10	10
ADRENAL GLANDS (G)				
MEAN	0.0596	0.0636	0.0691	0.0637
% DIFFERENCE		6.7	15.9	6.9
S.D.	0.00804	0.00847	0.00966	0.00992
S.E.	0.00254	0.00268	0.00305	0.00314
N	10	10	10	10
ADRENAL GLANDS (G/100 G FINAL BODY WEIGHT)				
MEAN	0.017	0.019	0.019	0.018
% DIFFERENCE		11.8	11.8	5.9
S.D.	0.0022	0.0027	0.0024	0.0029
S.E.	0.0007	0.0008	0.0008	0.0009
N	10	10	10	10
ADRENAL GLANDS (G/100 G BRAIN)				
MEAN	2.946	3.175	3.422	3.127
% DIFFERENCE		7.8	16.2	6.1
S.D.	0.3788	0.4045	0.5461	0.4084
S.E.	0.1198	0.1279	0.1727	0.1292
N	10	10	10	10

None significantly different from control group

TABLE 41 (WEEK 4 PRIMARY NECROPSY - MALES)

PROJECT NO.:WIL-189205M — A 28-DAY ORAL STUDY OF H-28397 IN RATS WITH 28-DAY RECOVERY — PAGE 2

SPONSOR:E.I. DUPONT — SUMMARY OF ORGAN WEIGHTS AND RELATIVE ORGAN WEIGHTS

SPONSOR NO.:DUPONT-24447

	MALES			
GROUP:	0 MG/KG/DAY	0.3 MG/KG/DAY	3 MG/KG/DAY	30 MG/KG/DAY
BRAIN (G)				
MEAN	2.02	2.00	2.03	2.03
% DIFFERENCE		-1.0	0.5	0.5
S.D.	0.087	0.089	0.084	0.097
S.E.	0.028	0.028	0.027	0.031
N	10	10	10	10
BRAIN (G/100 G FINAL BODY WEIGHT)				
MEAN	0.590	0.582	0.562	0.578
% DIFFERENCE		-1.4	-4.7	-2.0
S.D.	0.0529	0.0341	0.0429	0.0358
S.E.	0.0167	0.0108	0.0136	0.0113
N	10	10	10	10
EPIDIDYMIDES (G)				
MEAN	0.97	0.98	1.04	1.05
% DIFFERENCE		1.0	7.2	8.2
S.D.	0.083	0.063	0.092	0.096
S.E.	0.026	0.020	0.029	0.031
N	10	10	10	10
EPIDIDYMIDES (G/100 G FINAL BODY WEIGHT)				
MEAN	0.282	0.286	0.289	0.299
% DIFFERENCE		1.4	2.5	6.0
S.D.	0.0242	0.0210	0.0333	0.0263
S.E.	0.0076	0.0066	0.0105	0.0083
N	10	10	10	10

None significantly different from control group

TABLE 41 (WEEK 4 PRIMARY NECROPSY - MALES)

PROJECT NO.:WIL-189205M — A 28-DAY ORAL STUDY OF H-28397 IN RATS WITH 28-DAY RECOVERY — PAGE 3

SPONSOR:E.I. DUPONT — SUMMARY OF ORGAN WEIGHTS AND RELATIVE ORGAN WEIGHTS

SPONSOR NO.:DUPONT-24447

	MALES			
GROUP:	0 MG/KG/DAY	0.3 MG/KG/DAY	3 MG/KG/DAY	30 MG/KG/DAY
EPIDIDYMIDES (G/100 G BRAIN)				
MEAN	47.860	49.258	51.505	51.795
% DIFFERENCE		2.9	7.6	8.2
S.D.	4.0961	5.1281	5.0062	4.0446
S.E.	1.2953	1.6216	1.5831	1.2790
N	10	10	10	10
HEART (G)				
MEAN	1.36	1.47	1.47	1.39
% DIFFERENCE		8.1	8.1	2.2
S.D.	0.120	0.072	0.201	0.151
S.E.	0.038	0.023	0.064	0.048
N	10	10	10	10
HEART (G/100 G FINAL BODY WEIGHT)				
MEAN	0.396	0.425	0.404	0.396
% DIFFERENCE		7.3	2.0	0.0
S.D.	0.0250	0.0241	0.0282	0.0451
S.E.	0.0079	0.0076	0.0089	0.0143
N	10	10	10	10
HEART (G/100 G BRAIN)				
MEAN	67.496	73.229	72.604	68.598
% DIFFERENCE		8.5	7.6	1.6
S.D.	6.5090	4.0888	9.8513	7.5237
S.E.	2.0583	1.2930	3.1153	2.3792
N	10	10	10	10

None significantly different from control group

TABLE 41 (WEEK 4 PRIMARY NECROPSY - MALES)

PROJECT NO.:WIL-189205M A 28-DAY ORAL STUDY OF H-28397 IN RATS WITH 28-DAY RECOVERY PAGE 4
SPONSOR:E.I. DUPONT SUMMARY OF ORGAN WEIGHTS AND RELATIVE ORGAN WEIGHTS
SPONSOR NO.:DUPONT-24447

	MALES			
GROUP:	0 MG/KG/DAY	0.3 MG/KG/DAY	3 MG/KG/DAY	30 MG/KG/DAY
KIDNEYS (G)				
MEAN	3.06	3.20	3.36*	3.59**
% DIFFERENCE		4.6	9.8	17.3
S.D.	0.227	0.300	0.237	0.218
S.E.	0.072	0.095	0.075	0.069
N	10	10	10	10
KIDNEYS (G/100 G FINAL BODY WEIGHT)				
MEAN	0.888	0.927	0.930	1.021**
% DIFFERENCE		4.4	4.7	15.0
S.D.	0.0339	0.0614	0.0532	0.0662
S.E.	0.0107	0.0194	0.0168	0.0209
N	10	10	10	10
KIDNEYS (G/100 G BRAIN)				
MEAN	151.293	159.886	166.051	177.201**
% DIFFERENCE		5.7	9.8	17.1
S.D.	12.5222	15.3836	10.6711	15.0766
S.E.	3.9599	4.8647	3.3745	4.7676
N	10	10	10	10
LIVER (G)				
MEAN	11.05	11.21	13.75**	17.54**
% DIFFERENCE		1.4	24.4	58.7
S.D.	1.269	1.000	1.512	1.802
S.E.	0.401	0.316	0.478	0.570
N	10	10	10	10

* = Significantly different from the control group at 0.05 using Dunnett's test
** = Significantly different from the control group at 0.01 using Dunnett's test

TABLE 41 (WEEK 4 PRIMARY NECROPSY - MALES)

PROJECT NO.:WIL-189205M — A 28-DAY ORAL STUDY OF H-28397 IN RATS WITH 28-DAY RECOVERY — PAGE 5

SPONSOR:E.I. DUPONT — SUMMARY OF ORGAN WEIGHTS AND RELATIVE ORGAN WEIGHTS

SPONSOR NO.:DUPONT-24447

	MALES			
GROUP:	0 MG/KG/DAY	0.3 MG/KG/DAY	3 MG/KG/DAY	30 MG/KG/DAY
LIVER (G/100 G FINAL BODY WEIGHT)				
MEAN	3.199	3.251	3.794**	4.975**
% DIFFERENCE		1.6	18.6	55.5
S.D.	0.1782	0.2536	0.2937	0.4315
S.E.	0.0564	0.0802	0.0929	0.1364
N	10	10	10	10
LIVER (G/100 G BRAIN)				
MEAN	546.486	560.332	679.305**	867.076**
% DIFFERENCE		2.5	24.3	58.7
S.D.	62.2678	49.3673	74.8864	121.2461
S.E.	19.6908	15.6113	23.6812	38.3414
N	10	10	10	10
SPLEEN (G)				
MEAN	0.63	0.66	0.69	0.74
% DIFFERENCE		4.8	9.5	17.5
S.D.	0.100	0.050	0.130	0.083
S.E.	0.032	0.016	0.041	0.026
N	10	10	10	10
SPLEEN (G/100 G FINAL BODY WEIGHT)				
MEAN	0.181	0.192	0.190	0.209
% DIFFERENCE		6.1	5.0	15.5
S.D.	0.0232	0.0193	0.0295	0.0262
S.E.	0.0073	0.0061	0.0093	0.0083
N	10	10	10	10

** = Significantly different from the control group at 0.01 using Dunnett's test

TABLE 41 (WEEK 4 PRIMARY NECROPSY - MALES)

PROJECT NO.:WIL-189205M — A 28-DAY ORAL STUDY OF H-28397 IN RATS WITH 28-DAY RECOVERY — PAGE 6

SPONSOR:E.I. DUPONT — SUMMARY OF ORGAN WEIGHTS AND RELATIVE ORGAN WEIGHTS

SPONSOR NO.:DUPONT-24447

	MALES			
GROUP:	0 MG/KG/DAY	0.3 MG/KG/DAY	3 MG/KG/DAY	30 MG/KG/DAY
SPLEEN (G/100 G BRAIN)				
MEAN	30.927	33.152	34.215	36.177
% DIFFERENCE		7.2	10.6	17.0
S.D.	5.1489	3.3747	6.6515	3.3994
S.E.	1.6282	1.0672	2.1034	1.0750
N	10	10	10	10
TESTES (G)				
MEAN	3.25	3.34	3.37	3.53
% DIFFERENCE		2.8	3.7	8.6
S.D.	0.265	0.350	0.296	0.285
S.E.	0.084	0.111	0.094	0.090
N	10	10	10	10
TESTES (G/100 G FINAL BODY WEIGHT)				
MEAN	0.944	0.969	0.933	1.000
% DIFFERENCE		2.6	-1.2	5.9
S.D.	0.0804	0.1128	0.0934	0.0717
S.E.	0.0254	0.0357	0.0295	0.0227
N	10	10	10	10
TESTES (G/100 G BRAIN)				
MEAN	160.635	167.529	166.571	173.508
% DIFFERENCE		4.3	3.7	8.0
S.D.	15.5868	25.1274	16.4403	13.1595
S.E.	4.9290	7.9460	5.1989	4.1614
N	10	10	10	10

None significantly different from control group

TABLE 41 (WEEK 4 PRIMARY NECROPSY - MALES)

PROJECT NO.:WIL-189205M — A 28-DAY ORAL STUDY OF H-28397 IN RATS WITH 28-DAY RECOVERY — PAGE 7

SPONSOR:E.I. DUPONT — SUMMARY OF ORGAN WEIGHTS AND RELATIVE ORGAN WEIGHTS

SPONSOR NO.:DUPONT-24447

	MALES			
GROUP:	0 MG/KG/DAY	0.3 MG/KG/DAY	3 MG/KG/DAY	30 MG/KG/DAY
THYMUS (G)				
MEAN	0.4869	0.4759	0.4870	0.5500
% DIFFERENCE		-2.3	0.0	13.0
S.D.	0.11941	0.11876	0.08824	0.08941
S.E.	0.03776	0.03755	0.02790	0.02827
N	10	10	10	10
THYMUS (G/100 G FINAL BODY WEIGHT)				
MEAN	0.141	0.138	0.134	0.156
% DIFFERENCE		-2.1	-5.0	10.6
S.D.	0.0301	0.0347	0.0184	0.0230
S.E.	0.0095	0.0110	0.0058	0.0073
N	10	10	10	10
THYMUS (G/100 G BRAIN)				
MEAN	24.121	23.738	24.009	27.023
% DIFFERENCE		-1.6	-0.5	12.0
S.D.	6.1600	5.7371	4.1505	4.0650
S.E.	1.9480	1.8142	1.3125	1.2855
N	10	10	10	10

None significantly different from control group

POFBSTv5.11
04/15/2008

TABLE 42 (WEEK 4 PRIMARY NECROPSY - FEMALES)

PROJECT NO.:WIL-189205F — A 28-DAY ORAL STUDY OF H-28397 IN RATS WITH 28-DAY RECOVERY — PAGE 1

SPONSOR:E.I. DUPONT — SUMMARY OF ORGAN WEIGHTS AND RELATIVE ORGAN WEIGHTS

SPONSOR NO.:DUPONT-24447

	FEMALES			
GROUP:	0 MG/KG/DAY	3 MG/KG/DAY	30 MG/KG/DAY	300 MG/KG/DAY
FINAL BODY WT (G)				
MEAN	228.	231.	234.	220.
% DIFFERENCE		1.3	2.6	-3.5
S.D.	16.4	19.0	17.2	14.5
S.E.	5.2	6.0	5.4	4.6
N	10	10	10	10
ADRENAL GLANDS (G)				
MEAN	0.0765	0.0718	0.0745	0.0725
% DIFFERENCE		-6.1	-2.6	-5.2
S.D.	0.00951	0.01033	0.01207	0.01530
S.E.	0.00301	0.00327	0.00382	0.00484
N	10	10	10	10
ADRENAL GLANDS (G/100 G FINAL BODY WEIGHT)				
MEAN	0.034	0.031	0.032	0.033
% DIFFERENCE		-8.8	-5.9	-2.9
S.D.	0.0049	0.0047	0.0054	0.0054
S.E.	0.0015	0.0015	0.0017	0.0017
N	10	10	10	10
ADRENAL GLANDS (G/100 G BRAIN)				
MEAN	4.134	3.764	3.940	3.916
% DIFFERENCE		-9.0	-4.7	-5.3
S.D.	0.5268	0.5425	0.6160	0.7211
S.E.	0.1666	0.1716	0.1948	0.2280
N	10	10	10	10

None significantly different from control group

TABLE 42 (WEEK 4 PRIMARY NECROPSY - FEMALES)

PROJECT NO.:WIL-189205F — A 28-DAY ORAL STUDY OF H-28397 IN RATS WITH 28-DAY RECOVERY — PAGE 2

SPONSOR:E.I. DUPONT — SUMMARY OF ORGAN WEIGHTS AND RELATIVE ORGAN WEIGHTS

SPONSOR NO.:DUPONT-24447

	FEMALES			
GROUP:	0 MG/KG/DAY	3 MG/KG/DAY	30 MG/KG/DAY	300 MG/KG/DAY
BRAIN (G)				
MEAN	1.85	1.91	1.89	1.85
% DIFFERENCE		3.2	2.2	0.0
S.D.	0.059	0.083	0.086	0.092
S.E.	0.019	0.026	0.027	0.029
N	10	10	10	10
BRAIN (G/100 G FINAL BODY WEIGHT)				
MEAN	0.814	0.833	0.813	0.841
% DIFFERENCE		2.3	-0.1	3.3
S.D.	0.0469	0.0742	0.0759	0.0457
S.E.	0.0148	0.0235	0.0240	0.0145
N	10	10	10	10
HEART (G)				
MEAN	1.02	1.00	1.03	1.00
% DIFFERENCE		-2.0	1.0	-2.0
S.D.	0.103	0.112	0.145	0.190
S.E.	0.033	0.035	0.046	0.060
N	10	10	10	10
HEART (G/100 G FINAL BODY WEIGHT)				
MEAN	0.444	0.433	0.437	0.452
% DIFFERENCE		-2.5	-1.6	1.8
S.D.	0.0284	0.0447	0.0358	0.0697
S.E.	0.0090	0.0141	0.0113	0.0221
N	10	10	10	10

None significantly different from control group

TABLE 42 (WEEK 4 PRIMARY NECROPSY - FEMALES)

PROJECT NO.:WIL-189205F — A 28-DAY ORAL STUDY OF H-28397 IN RATS WITH 28-DAY RECOVERY — PAGE 3

SPONSOR:E.I. DUPONT — SUMMARY OF ORGAN WEIGHTS AND RELATIVE ORGAN WEIGHTS

SPONSOR NO.:DUPONT-24447

	FEMALES			
GROUP:	0 MG/KG/DAY	3 MG/KG/DAY	30 MG/KG/DAY	300 MG/KG/DAY
HEART (G/100 G BRAIN)				
MEAN	54.722	52.176	54.346	54.019
% DIFFERENCE		-4.7	-0.7	-1.3
S.D.	4.1614	5.7697	8.7455	9.7589
S.E.	1.3160	1.8245	2.7656	3.0860
N	10	10	10	10
KIDNEYS (G)				
MEAN	2.24	2.06	2.41	2.02
% DIFFERENCE		-8.0	7.6	-9.8
S.D.	0.634	0.186	1.122	0.200
S.E.	0.200	0.059	0.355	0.063
N	10	10	10	10
KIDNEYS (G/100 G FINAL BODY WEIGHT)				
MEAN	0.990	0.897	1.021	0.917
% DIFFERENCE		-9.4	3.1	-7.4
S.D.	0.3256	0.0795	0.4349	0.0652
S.E.	0.1030	0.0252	0.1375	0.0206
N	10	10	10	10
KIDNEYS (G/100 G BRAIN)				
MEAN	121.599	108.081	126.698	109.195
% DIFFERENCE		-11.1	4.2	-10.2
S.D.	38.6002	8.8902	56.0928	9.0261
S.E.	12.2065	2.8113	17.7381	2.8543
N	10	10	10	10

None significantly different from control group

TABLE 42 (WEEK 4 PRIMARY NECROPSY - FEMALES)

PROJECT NO.:WIL-189205F — A 28-DAY ORAL STUDY OF H-28397 IN RATS WITH 28-DAY RECOVERY — PAGE 4

SPONSOR:E.I. DUPONT — SUMMARY OF ORGAN WEIGHTS AND RELATIVE ORGAN WEIGHTS

SPONSOR NO.:DUPONT-24447

	FEMALES			
GROUP:	0 MG/KG/DAY	3 MG/KG/DAY	30 MG/KG/DAY	300 MG/KG/DAY
LIVER (G)				
MEAN	7.79	7.82	7.94	8.42
% DIFFERENCE		0.4	1.9	8.1
S.D.	0.688	0.652	0.946	0.828
S.E.	0.218	0.206	0.299	0.262
N	10	10	10	10
LIVER (G/100 G FINAL BODY WEIGHT)				
MEAN	3.409	3.393	3.391	3.822**
% DIFFERENCE		-0.5	-0.5	12.1
S.D.	0.1199	0.1681	0.2883	0.1864
S.E.	0.0379	0.0532	0.0912	0.0589
N	10	10	10	10
LIVER (G/100 G BRAIN)				
MEAN	420.595	409.833	419.954	455.345
% DIFFERENCE		-2.6	-0.2	8.3
S.D.	32.5834	35.4411	46.5017	31.4214
S.E.	10.3038	11.2074	14.7051	9.9363
N	10	10	10	10
OVARIES/OVIDUCTS (G)				
MEAN	0.1489	0.1420	0.1446	0.1364
% DIFFERENCE		-4.6	-2.9	-8.4
S.D.	0.02051	0.01510	0.01626	0.01872
S.E.	0.00649	0.00477	0.00514	0.00592
N	10	10	10	10

** = Significantly different from the control group at 0.01 using Dunnett's test

TABLE 42 (WEEK 4 PRIMARY NECROPSY - FEMALES)

PROJECT NO.:WIL-189205F — A 28-DAY ORAL STUDY OF H-28397 IN RATS WITH 28-DAY RECOVERY — PAGE 5

SPONSOR:E.I. DUPONT — SUMMARY OF ORGAN WEIGHTS AND RELATIVE ORGAN WEIGHTS

SPONSOR NO.:DUPONT-24447

	FEMALES			
GROUP:	0 MG/KG/DAY	3 MG/KG/DAY	30 MG/KG/DAY	300 MG/KG/DAY
OVARIES/OVIDUCTS (G/100 G FINAL BODY WEIGHT)				
MEAN	0.065	0.062	0.062	0.062
% DIFFERENCE		-4.6	-4.6	-4.6
S.D.	0.0066	0.0070	0.0069	0.0085
S.E.	0.0021	0.0022	0.0022	0.0027
N	10	10	10	10
OVARIES/OVIDUCTS (G/100 G BRAIN)				
MEAN	8.040	7.429	7.653	7.376
% DIFFERENCE		-7.6	-4.8	-8.3
S.D.	1.0827	0.6177	0.8832	0.8491
S.E.	0.3424	0.1953	0.2793	0.2685
N	10	10	10	10
SPLEEN (G)				
MEAN	0.53	0.51	0.52	0.48
% DIFFERENCE		-3.8	-1.9	-9.4
S.D.	0.083	0.083	0.064	0.072
S.E.	0.026	0.026	0.020	0.023
N	10	10	10	10
SPLEEN (G/100 G FINAL BODY WEIGHT)				
MEAN	0.233	0.221	0.222	0.218
% DIFFERENCE		-5.2	-4.7	-6.4
S.D.	0.0412	0.0299	0.0231	0.0235
S.E.	0.0130	0.0094	0.0073	0.0074
N	10	10	10	10

None significantly different from control group

TABLE 42 (WEEK 4 PRIMARY NECROPSY - FEMALES)

PROJECT NO.:WIL-189205F — A 28-DAY ORAL STUDY OF H-28397 IN RATS WITH 28-DAY RECOVERY — PAGE 6

SPONSOR:E.I. DUPONT — SUMMARY OF ORGAN WEIGHTS AND RELATIVE ORGAN WEIGHTS

SPONSOR NO.:DUPONT-24447

	FEMALES			
GROUP:	0 MG/KG/DAY	3 MG/KG/DAY	30 MG/KG/DAY	300 MG/KG/DAY
SPLEEN (G/100 G BRAIN)				
MEAN	28.526	26.585	27.502	25.954
% DIFFERENCE		-6.8	-3.6	-9.0
S.D.	4.4480	3.5465	3.3735	3.3397
S.E.	1.4066	1.1215	1.0668	1.0561
N	10	10	10	10
THYMUS (G)				
MEAN	0.4921	0.5037	0.5559	0.4472
% DIFFERENCE		2.4	13.0	-9.1
S.D.	0.11400	0.18264	0.08371	0.11827
S.E.	0.03605	0.05776	0.02647	0.03740
N	10	10	10	10
THYMUS (G/100 G FINAL BODY WEIGHT)				
MEAN	0.215	0.216	0.237	0.202
% DIFFERENCE		0.5	10.2	-6.0
S.D.	0.0480	0.0658	0.0232	0.0479
S.E.	0.0152	0.0208	0.0073	0.0151
N	10	10	10	10
THYMUS (G/100 G BRAIN)				
MEAN	26.566	26.204	29.477	24.281
% DIFFERENCE		-1.4	11.0	-8.6
S.D.	6.0973	8.6310	5.0338	6.6009
S.E.	1.9281	2.7294	1.5918	2.0874
N	10	10	10	10

None significantly different from control group

TABLE 42 (WEEK 4 PRIMARY NECROPSY - FEMALES)

PROJECT NO.:WIL-189205F — A 28-DAY ORAL STUDY OF H-28397 IN RATS WITH 28-DAY RECOVERY — PAGE 7

SPONSOR:E.I. DUPONT — SUMMARY OF ORGAN WEIGHTS AND RELATIVE ORGAN WEIGHTS

SPONSOR NO.:DUPONT-24447

	FEMALES			
GROUP:	0 MG/KG/DAY	3 MG/KG/DAY	30 MG/KG/DAY	300 MG/KG/DAY
UTERUS (G)				
MEAN	0.62	0.52	0.54	0.53
% DIFFERENCE		-16.1	-12.9	-14.5
S.D.	0.199	0.153	0.179	0.232
S.E.	0.063	0.048	0.056	0.073
N	10	10	10	10
UTERUS (G/100 G FINAL BODY WEIGHT)				
MEAN	0.273	0.224	0.230	0.238
% DIFFERENCE		-17.9	-15.8	-12.8
S.D.	0.0944	0.0646	0.0729	0.0945
S.E.	0.0298	0.0204	0.0231	0.0299
N	10	10	10	10
UTERUS (G/100 G BRAIN)				
MEAN	33.590	27.006	28.625	28.341
% DIFFERENCE		-19.6	-14.8	-15.6
S.D.	11.6204	8.3311	9.5806	11.5185
S.E.	3.6747	2.6345	3.0297	3.6425
N	10	10	10	10

None significantly different from control group

POFBSTv5.11
04/15/2008

TABLE 43 (WEEK 8 RECOVERY NECROPSY - MALES)

PROJECT NO.:WIL-189205M — A 28-DAY ORAL STUDY OF H-28397 IN RATS WITH 28-DAY RECOVERY — PAGE 1

SPONSOR:E.I. DUPONT — SUMMARY OF ORGAN WEIGHTS AND RELATIVE ORGAN WEIGHTS

SPONSOR NO.:DUPONT-24447

	MALES			
GROUP:	0 MG/KG/DAY	0.3 MG/KG/DAY	3 MG/KG/DAY	30 MG/KG/DAY
FINAL BODY WT (G)				
MEAN	423.	NA	NA	398.
% DIFFERENCE				-5.9
S.D.	29.5			33.8
S.E.	9.3			10.7
N	10			10
ADRENAL GLANDS (G)				
MEAN	0.0593	NA	NA	0.0567
% DIFFERENCE				-4.4
S.D.	0.00776			0.01111
S.E.	0.00245			0.00351
N	10			10
ADRENAL GLANDS (G/100 G FINAL BODY WEIGHT)				
MEAN	0.014	NA	NA	0.014
% DIFFERENCE				0.0
S.D.	0.0014			0.0023
S.E.	0.0005			0.0007
N	10			10
ADRENAL GLANDS (G/100 G BRAIN)				
MEAN	2.894	NA	NA	2.825
% DIFFERENCE				-2.4
S.D.	0.3136			0.5701
S.E.	0.0992			0.1803
N	10			10

None significantly different from control group
NA = NOT APPLICABLE

TABLE 43 (WEEK 8 RECOVERY NECROPSY - MALES)

PROJECT NO.:WIL-189205M A 28-DAY ORAL STUDY OF H-28397 IN RATS WITH 28-DAY RECOVERY PAGE 2
SPONSOR:E.I. DUPONT SUMMARY OF ORGAN WEIGHTS AND RELATIVE ORGAN WEIGHTS
SPONSOR NO.:DUPONT-24447

	MALES			
GROUP:	0 MG/KG/DAY	0.3 MG/KG/DAY	3 MG/KG/DAY	30 MG/KG/DAY
BRAIN (G)				
MEAN	2.05	NA	NA	2.01
% DIFFERENCE				-2.0
S.D.	0.070			0.086
S.E.	0.022			0.027
N	10			10
BRAIN (G/100 G FINAL BODY WEIGHT)				
MEAN	0.485	NA	NA	0.507
% DIFFERENCE				4.5
S.D.	0.0228			0.0424
S.E.	0.0072			0.0134
N	10			10
EPIDIDYMIDES (G)				
MEAN	1.16	NA	NA	1.22
% DIFFERENCE				5.2
S.D.	0.195			0.136
S.E.	0.062			0.043
N	10			10
EPIDIDYMIDES (G/100 G FINAL BODY WEIGHT)				
MEAN	0.273	NA	NA	0.306
% DIFFERENCE				12.1
S.D.	0.0406			0.0348
S.E.	0.0128			0.0110
N	10			10

None significantly different from control group
NA = NOT APPLICABLE

TABLE 43 (WEEK 8 RECOVERY NECROPSY - MALES)

PROJECT NO.:WIL-189205M A 28-DAY ORAL STUDY OF H-28397 IN RATS WITH 28-DAY RECOVERY PAGE 3
SPONSOR:E.I. DUPONT SUMMARY OF ORGAN WEIGHTS AND RELATIVE ORGAN WEIGHTS
SPONSOR NO.:DUPONT-24447

	MALES			
GROUP:	0 MG/KG/DAY	0.3 MG/KG/DAY	3 MG/KG/DAY	30 MG/KG/DAY
EPIDIDYMIDES (G/100 G BRAIN)				
MEAN	56.410	NA	NA	60.453
% DIFFERENCE				7.2
S.D.	8.9037			6.1761
S.E.	2.8156			1.9531
N	10			10
HEART (G)				
MEAN	1.46	NA	NA	1.44
% DIFFERENCE				-1.4
S.D.	0.195			0.141
S.E.	0.062			0.045
N	10			10
HEART (G/100 G FINAL BODY WEIGHT)				
MEAN	0.344	NA	NA	0.362
% DIFFERENCE				5.2
S.D.	0.0279			0.0370
S.E.	0.0088			0.0117
N	10			10
HEART (G/100 G BRAIN)				
MEAN	71.171	NA	NA	71.541
% DIFFERENCE				0.5
S.D.	7.9094			5.8045
S.E.	2.5012			1.8356
N	10			10

None significantly different from control group
NA = NOT APPLICABLE

TABLE 43 (WEEK 8 RECOVERY NECROPSY - MALES)

PROJECT NO.:WIL-189205M — A 28-DAY ORAL STUDY OF H-28397 IN RATS WITH 28-DAY RECOVERY — PAGE 4

SPONSOR:E.I. DUPONT — SUMMARY OF ORGAN WEIGHTS AND RELATIVE ORGAN WEIGHTS

SPONSOR NO.:DUPONT-24447

	MALES			
GROUP:	0 MG/KG/DAY	0.3 MG/KG/DAY	3 MG/KG/DAY	30 MG/KG/DAY
KIDNEYS (G)				
MEAN	3.43	NA	NA	3.39
% DIFFERENCE				-1.2
S.D.	0.296			0.433
S.E.	0.093			0.137
N	10			10
KIDNEYS (G/100 G FINAL BODY WEIGHT)				
MEAN	0.812	NA	NA	0.850
% DIFFERENCE				4.7
S.D.	0.0554			0.0755
S.E.	0.0175			0.0239
N	10			10
KIDNEYS (G/100 G BRAIN)				
MEAN	167.578	NA	NA	168.727
% DIFFERENCE				0.7
S.D.	11.9634			21.5782
S.E.	3.7832			6.8236
N	10			10
LIVER (G)				
MEAN	12.60	NA	NA	11.72
% DIFFERENCE				-7.0
S.D.	1.223			1.162
S.E.	0.387			0.367
N	10			10

None significantly different from control group
NA = NOT APPLICABLE

TABLE 43 (WEEK 8 RECOVERY NECROPSY - MALES)

PROJECT NO.:WIL-189205M A 28-DAY ORAL STUDY OF H-28397 IN RATS WITH 28-DAY RECOVERY PAGE 5
SPONSOR:E.I. DUPONT SUMMARY OF ORGAN WEIGHTS AND RELATIVE ORGAN WEIGHTS
SPONSOR NO.:DUPONT-24447

	MALES			
GROUP:	0 MG/KG/DAY	0.3 MG/KG/DAY	3 MG/KG/DAY	30 MG/KG/DAY
LIVER (G/100 G FINAL BODY WEIGHT)				
MEAN	2.982	NA	NA	2.944
% DIFFERENCE				-1.3
S.D.	0.1841			0.1654
S.E.	0.0582			0.0523
N	10			10
LIVER (G/100 G BRAIN)				
MEAN	616.029	NA	NA	583.282
% DIFFERENCE				-5.3
S.D.	52.6339			50.5969
S.E.	16.6443			16.0001
N	10			10
SPLEEN (G)				
MEAN	0.77	NA	NA	0.71
% DIFFERENCE				-7.8
S.D.	0.099			0.081
S.E.	0.031			0.025
N	10			10
SPLEEN (G/100 G FINAL BODY WEIGHT)				
MEAN	0.181	NA	NA	0.179
% DIFFERENCE				-1.1
S.D.	0.0156			0.0189
S.E.	0.0049			0.0060
N	10			10

None significantly different from control group
NA = NOT APPLICABLE

TABLE 43 (WEEK 8 RECOVERY NECROPSY - MALES)

PROJECT NO.:WIL-189205M A 28-DAY ORAL STUDY OF H-28397 IN RATS WITH 28-DAY RECOVERY PAGE 6
SPONSOR:E.I. DUPONT SUMMARY OF ORGAN WEIGHTS AND RELATIVE ORGAN WEIGHTS
SPONSOR NO.:DUPONT-24447

	MALES			
GROUP:	0 MG/KG/DAY	0.3 MG/KG/DAY	3 MG/KG/DAY	30 MG/KG/DAY
SPLEEN (G/100 G BRAIN)				
MEAN	37.485	NA	NA	35.367
% DIFFERENCE				-5.7
S.D.	4.4451			4.4374
S.E.	1.4057			1.4032
N	10			10
TESTES (G)				
MEAN	3.04	NA	NA	3.11
% DIFFERENCE				2.3
S.D.	0.448			0.312
S.E.	0.142			0.099
N	10			10
TESTES (G/100 G FINAL BODY WEIGHT)				
MEAN	0.718	NA	NA	0.784
% DIFFERENCE				9.2
S.D.	0.0974			0.0884
S.E.	0.0308			0.0280
N	10			10
TESTES (G/100 G BRAIN)				
MEAN	148.237	NA	NA	154.786
% DIFFERENCE				4.4
S.D.	19.8582			15.5739
S.E.	6.2797			4.9249
N	10			10

None significantly different from control group
NA = NOT APPLICABLE

TABLE 43 (WEEK 8 RECOVERY NECROPSY - MALES)

PROJECT NO.:WIL-189205M A 28-DAY ORAL STUDY OF H-28397 IN RATS WITH 28-DAY RECOVERY PAGE 7
SPONSOR:E.I. DUPONT SUMMARY OF ORGAN WEIGHTS AND RELATIVE ORGAN WEIGHTS
SPONSOR NO.:DUPONT-24447

	MALES			
GROUP:	0 MG/KG/DAY	0.3 MG/KG/DAY	3 MG/KG/DAY	30 MG/KG/DAY
THYMUS (G)				
MEAN	0.3590	NA	NA	0.3829
% DIFFERENCE				6.7
S.D.	0.09231			0.08006
S.E.	0.02919			0.02532
N	10			10
THYMUS (G/100 G FINAL BODY WEIGHT)				
MEAN	0.085	NA	NA	0.096
% DIFFERENCE				12.9
S.D.	0.0200			0.0196
S.E.	0.0063			0.0062
N	10			10
THYMUS (G/100 G BRAIN)				
MEAN	17.546	NA	NA	19.061
% DIFFERENCE				8.6
S.D.	4.4266			3.9218
S.E.	1.3998			1.2402
N	10			10

None significantly different from control group
NA = NOT APPLICABLE

POFBSTv5.11
04/15/2008

TABLE 44 (WEEK 8 RECOVERY NECROPSY - FEMALES)

PROJECT NO.:WIL-189205F — A 28-DAY ORAL STUDY OF H-28397 IN RATS WITH 28-DAY RECOVERY — PAGE 1

SPONSOR:E.I. DUPONT — SUMMARY OF ORGAN WEIGHTS AND RELATIVE ORGAN WEIGHTS

SPONSOR NO.:DUPONT-24447

	FEMALES			
GROUP:	0 MG/KG/DAY	3 MG/KG/DAY	30 MG/KG/DAY	300 MG/KG/DAY
FINAL BODY WT (G)				
MEAN	283.	NA	NA	271.
% DIFFERENCE				-4.2
S.D.	25.4			26.8
S.E.	8.0			8.5
N	10			10
ADRENAL GLANDS (G)				
MEAN	0.0755	NA	NA	0.0772
% DIFFERENCE				2.3
S.D.	0.01049			0.01030
S.E.	0.00332			0.00326
N	10			10
ADRENAL GLANDS (G/100 G FINAL BODY WEIGHT)				
MEAN	0.027	NA	NA	0.029
% DIFFERENCE				7.4
S.D.	0.0039			0.0042
S.E.	0.0012			0.0013
N	10			10
ADRENAL GLANDS (G/100 G BRAIN)				
MEAN	3.811	NA	NA	4.032
% DIFFERENCE				5.8
S.D.	0.5020			0.5769
S.E.	0.1588			0.1824
N	10			10

None significantly different from control group
NA = NOT APPLICABLE

TABLE 44 (WEEK 8 RECOVERY NECROPSY - FEMALES)

PROJECT NO.:WIL-189205F — A 28-DAY ORAL STUDY OF H-28397 IN RATS WITH 28-DAY RECOVERY — PAGE 2

SPONSOR:E.I. DUPONT — SUMMARY OF ORGAN WEIGHTS AND RELATIVE ORGAN WEIGHTS

SPONSOR NO.:DUPONT-24447

	FEMALES			
GROUP:	0 MG/KG/DAY	3 MG/KG/DAY	30 MG/KG/DAY	300 MG/KG/DAY
BRAIN (G)				
MEAN	1.98	NA	NA	1.92
% DIFFERENCE				-3.0
S.D.	0.078			0.092
S.E.	0.025			0.029
N	10			10
BRAIN (G/100 G FINAL BODY WEIGHT)				
MEAN	0.704	NA	NA	0.714
% DIFFERENCE				1.4
S.D.	0.0518			0.0809
S.E.	0.0164			0.0256
N	10			10
HEART (G)				
MEAN	1.10	NA	NA	1.03
% DIFFERENCE				-6.4
S.D.	0.085			0.079
S.E.	0.027			0.025
N	10			10
HEART (G/100 G FINAL BODY WEIGHT)				
MEAN	0.391	NA	NA	0.382
% DIFFERENCE				-2.3
S.D.	0.0343			0.0294
S.E.	0.0108			0.0093
N	10			10

None significantly different from control group
NA = NOT APPLICABLE

TABLE 44 (WEEK 8 RECOVERY NECROPSY - FEMALES)

PROJECT NO.:WIL-189205F — A 28-DAY ORAL STUDY OF H-28397 IN RATS WITH 28-DAY RECOVERY — PAGE 3

SPONSOR:E.I. DUPONT — SUMMARY OF ORGAN WEIGHTS AND RELATIVE ORGAN WEIGHTS

SPONSOR NO.:DUPONT-24447

	FEMALES			
GROUP:	0 MG/KG/DAY	3 MG/KG/DAY	30 MG/KG/DAY	300 MG/KG/DAY
HEART (G/100 G BRAIN)				
MEAN	55.639	NA	NA	53.862
% DIFFERENCE				-3.2
S.D.	4.2470			4.1094
S.E.	1.3430			1.2995
N	10			10
KIDNEYS (G)				
MEAN	2.28	NA	NA	2.28
% DIFFERENCE				0.0
S.D.	0.244			0.271
S.E.	0.077			0.086
N	10			10
KIDNEYS (G/100 G FINAL BODY WEIGHT)				
MEAN	0.806	NA	NA	0.841
% DIFFERENCE				4.3
S.D.	0.0477			0.0776
S.E.	0.0151			0.0245
N	10			10
KIDNEYS (G/100 G BRAIN)				
MEAN	115.121	NA	NA	118.710
% DIFFERENCE				3.1
S.D.	11.0529			13.0865
S.E.	3.4952			4.1383
N	10			10

None significantly different from control group
NA = NOT APPLICABLE

TABLE 44 (WEEK 8 RECOVERY NECROPSY - FEMALES)

PROJECT NO.:WIL-189205F — A 28-DAY ORAL STUDY OF H-28397 IN RATS WITH 28-DAY RECOVERY — PAGE 4

SPONSOR:E.I. DUPONT — SUMMARY OF ORGAN WEIGHTS AND RELATIVE ORGAN WEIGHTS

SPONSOR NO.:DUPONT-24447

	FEMALES			
GROUP:	0 MG/KG/DAY	3 MG/KG/DAY	30 MG/KG/DAY	300 MG/KG/DAY
LIVER (G)				
MEAN	8.76	NA	NA	8.39
% DIFFERENCE				-4.2
S.D.	0.948			0.836
S.E.	0.300			0.264
N	10			10
LIVER (G/100 G FINAL BODY WEIGHT)				
MEAN	3.096	NA	NA	3.098
% DIFFERENCE				0.1
S.D.	0.1673			0.1876
S.E.	0.0529			0.0593
N	10			10
LIVER (G/100 G BRAIN)				
MEAN	442.217	NA	NA	438.611
% DIFFERENCE				-0.8
S.D.	42.7970			49.5879
S.E.	13.5336			15.6811
N	10			10
OVARIES/OVIDUCTS (G)				
MEAN	0.1399	NA	NA	0.1478
% DIFFERENCE				5.6
S.D.	0.01545			0.02073
S.E.	0.00488			0.00656
N	10			10

None significantly different from control group
NA = NOT APPLICABLE

TABLE 44 (WEEK 8 RECOVERY NECROPSY - FEMALES)

PROJECT NO.:WIL-189205F — A 28-DAY ORAL STUDY OF H-28397 IN RATS WITH 28-DAY RECOVERY — PAGE 5

SPONSOR:E.I. DUPONT — SUMMARY OF ORGAN WEIGHTS AND RELATIVE ORGAN WEIGHTS

SPONSOR NO.:DUPONT-24447

	FEMALES			
GROUP:	0 MG/KG/DAY	3 MG/KG/DAY	30 MG/KG/DAY	300 MG/KG/DAY
OVARIES/OVIDUCTS (G/100 G FINAL BODY WEIGHT)				
MEAN	0.050	NA	NA	0.055
% DIFFERENCE				10.0
S.D.	0.0064			0.0074
S.E.	0.0020			0.0023
N	10			10
OVARIES/OVIDUCTS (G/100 G BRAIN)				
MEAN	7.069	NA	NA	7.716
% DIFFERENCE				9.2
S.D.	0.7485			1.0787
S.E.	0.2367			0.3411
N	10			10
SPLEEN (G)				
MEAN	0.58	NA	NA	0.57
% DIFFERENCE				-1.7
S.D.	0.079			0.055
S.E.	0.025			0.017
N	10			10
SPLEEN (G/100 G FINAL BODY WEIGHT)				
MEAN	0.205	NA	NA	0.212
% DIFFERENCE				3.4
S.D.	0.0319			0.0268
S.E.	0.0101			0.0085
N	10			10

None significantly different from control group
NA = NOT APPLICABLE

TABLE 44 (WEEK 8 RECOVERY NECROPSY - FEMALES)

PROJECT NO.:WIL-189205F — A 28-DAY ORAL STUDY OF H-28397 IN RATS WITH 28-DAY RECOVERY — PAGE 6

SPONSOR:E.I. DUPONT — SUMMARY OF ORGAN WEIGHTS AND RELATIVE ORGAN WEIGHTS

SPONSOR NO.:DUPONT-24447

	FEMALES			
GROUP:	0 MG/KG/DAY	3 MG/KG/DAY	30 MG/KG/DAY	300 MG/KG/DAY
SPLEEN (G/100 G BRAIN)				
MEAN	29.108	NA	NA	29.806
% DIFFERENCE				2.4
S.D.	3.5857			2.8955
S.E.	1.1339			0.9156
N	10			10
THYMUS (G)				
MEAN	0.4316	NA	NA	0.4298
% DIFFERENCE				-0.4
S.D.	0.10285			0.05178
S.E.	0.03253			0.01637
N	10			10
THYMUS (G/100 G FINAL BODY WEIGHT)				
MEAN	0.154	NA	NA	0.160
% DIFFERENCE				3.9
S.D.	0.0409			0.0225
S.E.	0.0129			0.0071
N	10			10
THYMUS (G/100 G BRAIN)				
MEAN	21.722	NA	NA	22.445
% DIFFERENCE				3.3
S.D.	4.9025			2.7891
S.E.	1.5503			0.8820
N	10			10

None significantly different from control group
NA = NOT APPLICABLE

TABLE 44 (WEEK 8 RECOVERY NECROPSY - FEMALES)

PROJECT NO.:WIL-189205F — A 28-DAY ORAL STUDY OF H-28397 IN RATS WITH 28-DAY RECOVERY — PAGE 7

SPONSOR:E.I. DUPONT — SUMMARY OF ORGAN WEIGHTS AND RELATIVE ORGAN WEIGHTS

SPONSOR NO.:DUPONT-24447

	FEMALES			
GROUP:	0 MG/KG/DAY	3 MG/KG/DAY	30 MG/KG/DAY	300 MG/KG/DAY
UTERUS (G)				
MEAN	0.70	NA	NA	0.60
% DIFFERENCE				-14.3
S.D.	0.209			0.132
S.E.	0.066			0.042
N	10			10
UTERUS (G/100 G FINAL BODY WEIGHT)				
MEAN	0.250	NA	NA	0.221
% DIFFERENCE				-11.6
S.D.	0.0766			0.0485
S.E.	0.0242			0.0153
N	10			10
UTERUS (G/100 G BRAIN)				
MEAN	35.417	NA	NA	31.250
% DIFFERENCE				-11.8
S.D.	10.3853			7.6155
S.E.	3.2841			2.4082
N	10			10

None significantly different from control group
NA = NOT APPLICABLE

POFBSTv5.11
04/15/2008

TABLE 45 (WEEK 4 PRIMARY NECROPSY - MALES)

PROJECT NO.:WIL-189205M A 28-DAY ORAL STUDY OF H-28397 IN RATS WITH 28-DAY RECOVERY PAGE 1
SPONSOR:E.I. DUPONT SUMMARY OF MICROSCOPIC FINDINGS
SPONSOR NO.:DUPONT-24447

----- MALE -----

GROUP:	1	2	3	4
NUMBER OF ANIMALS IN DOSE GROUP	20	10	10	20
NUMBER OF ANIMALS EXAMINED WEEK 4	10	10	10	10
ADIPOSE TISSUE				
TOTAL NUMBER EXAMINED	NA	NA	1	NA
EXAMINED, UNREMARKABLE	NA	NA	0	NA
-NECROSIS, FAT	NA	NA	1	NA
MILD	NA	NA	1	NA
ADRENAL CORTEX				
TOTAL NUMBER EXAMINED	10	NA	NA	10
EXAMINED, UNREMARKABLE	10	NA	NA	10
ADRENAL MEDULLA				
TOTAL NUMBER EXAMINED	9	NA	NA	10
EXAMINED, UNREMARKABLE	9	NA	NA	10
NOT PRESENT FOR EXAMINATION	1	NA	NA	0
AORTA				
TOTAL NUMBER EXAMINED	10	NA	NA	10
EXAMINED, UNREMARKABLE	10	NA	NA	10
BRAIN				
TOTAL NUMBER EXAMINED	10	NA	NA	10
EXAMINED, UNREMARKABLE	10	NA	NA	10

1- 0 MG/KG/DAY 2- 0.3 MG/KG/DAY 3- 3 MG/KG/DAY 4- 30 MG/KG/DAY
NA = NOT APPLICABLE

TABLE 45 (WEEK 4 PRIMARY NECROPSY - MALES)

PROJECT NO.:WIL-189205M A 28-DAY ORAL STUDY OF H-28397 IN RATS WITH 28-DAY RECOVERY PAGE 2
SPONSOR:E.I. DUPONT SUMMARY OF MICROSCOPIC FINDINGS
SPONSOR NO.:DUPONT-24447

----- MALE -----

GROUP:	1	2	3	4
NUMBER OF ANIMALS IN DOSE GROUP	20	10	10	20
NUMBER OF ANIMALS EXAMINED WEEK 4	10	10	10	10
CECUM				
TOTAL NUMBER EXAMINED	10	NA	NA	10
EXAMINED, UNREMARKABLE	10	NA	NA	10
COLON				
TOTAL NUMBER EXAMINED	10	NA	NA	10
EXAMINED, UNREMARKABLE	10	NA	NA	10
DUODENUM				
TOTAL NUMBER EXAMINED	10	NA	NA	10
EXAMINED, UNREMARKABLE	10	NA	NA	10
EPIDIDYMIDES				
TOTAL NUMBER EXAMINED	10	NA	1	10
EXAMINED, UNREMARKABLE	7	NA	0	7
-GRANULOMA, SPERM	0	NA	1	1
PRESENT	NONE	NA	1	1
-INFILTRATE, LYMPHOCYTE	3	NA	0	2
MINIMAL	3	NA	NA	2
-INFLAMMATION, SUBACUTE	0	NA	1	0
MILD	NONE	NA	1	NONE

1- 0 MG/KG/DAY 2- 0.3 MG/KG/DAY 3- 3 MG/KG/DAY 4- 30 MG/KG/DAY
NA = NOT APPLICABLE

TABLE 45 (WEEK 4 PRIMARY NECROPSY - MALES)

PROJECT NO.:WIL-189205M A 28-DAY ORAL STUDY OF H-28397 IN RATS WITH 28-DAY RECOVERY PAGE 3
SPONSOR:E.I. DUPONT SUMMARY OF MICROSCOPIC FINDINGS
SPONSOR NO.:DUPONT-24447

----- MALE -----

GROUP:	1	2	3	4
NUMBER OF ANIMALS IN DOSE GROUP	20	10	10	20
NUMBER OF ANIMALS EXAMINED WEEK 4	10	10	10	10
ESOPHAGUS				
TOTAL NUMBER EXAMINED	10	NA	NA	10
EXAMINED, UNREMARKABLE	10	NA	NA	10
EYES/OPTIC N.				
TOTAL NUMBER EXAMINED	10	NA	NA	10
EXAMINED, UNREMARKABLE	9	NA	NA	7
-INFLAMMATION, SUBACUTE	1	NA	NA	3
MINIMAL	1	NA	NA	1
MILD	NONE	NA	NA	2
FEMUR				
TOTAL NUMBER EXAMINED	10	NA	NA	10
EXAMINED, UNREMARKABLE	10	NA	NA	10
HEART				
TOTAL NUMBER EXAMINED	10	NA	NA	10
EXAMINED, UNREMARKABLE	6	NA	NA	7
-INFLAMMATION, CHRONIC	4	NA	NA	3
MINIMAL	3	NA	NA	2
MILD	1	NA	NA	1

1- 0 MG/KG/DAY 2- 0.3 MG/KG/DAY 3- 3 MG/KG/DAY 4- 30 MG/KG/DAY
NA = NOT APPLICABLE

TABLE 45 (WEEK 4 PRIMARY NECROPSY - MALES)

PROJECT NO.:WIL-189205M A 28-DAY ORAL STUDY OF H-28397 IN RATS WITH 28-DAY RECOVERY PAGE 4
SPONSOR:E.I. DUPONT SUMMARY OF MICROSCOPIC FINDINGS
SPONSOR NO.:DUPONT-24447

----- MALE -----

GROUP:	1	2	3	4
NUMBER OF ANIMALS IN DOSE GROUP	20	10	10	20
NUMBER OF ANIMALS EXAMINED WEEK 4	10	10	10	10
ILEUM				
TOTAL NUMBER EXAMINED	10	NA	NA	10
EXAMINED, UNREMARKABLE	10	NA	NA	10
JEJUNUM				
TOTAL NUMBER EXAMINED	10	NA	1	10
EXAMINED, UNREMARKABLE	10	NA	0	10
-DIVERTICULUM	0	NA	1	0
PRESENT	NONE	NA	1	NONE
KIDNEYS				
TOTAL NUMBER EXAMINED	10	1	1	10
EXAMINED, UNREMARKABLE	2	0	0	1
-BASOPHILIC TUBULES	6	1	1	4
MINIMAL	6	1	1	4
-CYST, CORTICAL	0	0	1	0
PRESENT	NONE	NA	1	NONE
-FIBROSIS, CORTICAL	1	1	1	0
MINIMAL	NONE	NA	1	NONE
MILD	1	1	NA	NONE
-INFLAMMATION, CHRONIC	7	1	1	7
MINIMAL	7	1	1	7
-MINERALIZATION	0	0	0	1
MINIMAL	NONE	NA	NA	1

1- 0 MG/KG/DAY 2- 0.3 MG/KG/DAY 3- 3 MG/KG/DAY 4- 30 MG/KG/DAY
NA = NOT APPLICABLE

TABLE 45 (WEEK 4 PRIMARY NECROPSY - MALES)

PROJECT NO.:WIL-189205M A 28-DAY ORAL STUDY OF H-28397 IN RATS WITH 28-DAY RECOVERY PAGE 5
SPONSOR:E.I. DUPONT SUMMARY OF MICROSCOPIC FINDINGS
SPONSOR NO.:DUPONT-24447

----- MALE -----

GROUP:	1	2	3	4
NUMBER OF ANIMALS IN DOSE GROUP	20	10	10	20
NUMBER OF ANIMALS EXAMINED WEEK 4	10	10	10	10
KIDNEYS - CONTINUED				
-REGENERATION, RENAL TUBULAR	2	0	1	1
MINIMAL	2	NA	1	1
LAC. GLAND EXOR				
TOTAL NUMBER EXAMINED	10	NA	NA	10
EXAMINED, UNREMARKABLE	7	NA	NA	8
-INFILTRATE, LYMPHOCYTE	3	NA	NA	2
MINIMAL	3	NA	NA	2
LARYNX				
TOTAL NUMBER EXAMINED	10	NA	NA	10
EXAMINED, UNREMARKABLE	8	NA	NA	8
-DILATATION, DUCTULAR	1	NA	NA	2
MILD	1	NA	NA	1
MODERATE	NONE	NA	NA	1
-INFLAMMATION, SUBACUTE	1	NA	NA	0
MINIMAL	1	NA	NA	NONE
LIVER				
TOTAL NUMBER EXAMINED	10	10	10	10
EXAMINED, UNREMARKABLE	4	2	2	0
-HYPERTROPHY, HEPATOCELLULAR, CENTRILOBULAR	0	0	4	7
MINIMAL	NONE	NONE	4	6
MILD	NONE	NONE	NONE	1

1- 0 MG/KG/DAY 2- 0.3 MG/KG/DAY 3- 3 MG/KG/DAY 4- 30 MG/KG/DAY
NA = NOT APPLICABLE

TABLE 45 (WEEK 4 PRIMARY NECROPSY - MALES)

PROJECT NO.:WIL-189205M A 28-DAY ORAL STUDY OF H-28397 IN RATS WITH 28-DAY RECOVERY PAGE 6
SPONSOR:E.I. DUPONT SUMMARY OF MICROSCOPIC FINDINGS
SPONSOR NO.:DUPONT-24447

----- MALE -----

GROUP:	1	2	3	4
NUMBER OF ANIMALS IN DOSE GROUP	20	10	10	20
NUMBER OF ANIMALS EXAMINED WEEK 4	10	10	10	10
LIVER - CONTINUED				
-INFILTRATE, MONONUCLEAR	6	8	8	10
MINIMAL	5	7	8	10
MILD	1	1	NONE	NONE
-NECROSIS, HEPATOCELLULAR	0	0	0	3
MINIMAL	NONE	NONE	NONE	3
-NECROSIS, SINGLE CELL	0	0	0	1
MILD	NONE	NONE	NONE	1
-VACUOLATION, CYTOPLASMIC	0	1	0	0
MINIMAL	NONE	1	NONE	NONE
LUNGS				
TOTAL NUMBER EXAMINED	10	NA	NA	10
EXAMINED, UNREMARKABLE	6	NA	NA	7
-INFLAMMATION, CHRONIC	0	NA	NA	1
MINIMAL	NONE	NA	NA	1
-MINERALIZATION, VASCULAR	4	NA	NA	2
MINIMAL	4	NA	NA	2
LYMPH NODE, MAND				
TOTAL NUMBER EXAMINED	10	NA	NA	10
EXAMINED, UNREMARKABLE	8	NA	NA	9
-HEMORRHAGE	2	NA	NA	1
MINIMAL	1	NA	NA	1
MILD	1	NA	NA	NONE

1- 0 MG/KG/DAY 2- 0.3 MG/KG/DAY 3- 3 MG/KG/DAY 4- 30 MG/KG/DAY
NA = NOT APPLICABLE

TABLE 45 (WEEK 4 PRIMARY NECROPSY - MALES)

PROJECT NO.:WIL-189205M A 28-DAY ORAL STUDY OF H-28397 IN RATS WITH 28-DAY RECOVERY PAGE 7
SPONSOR:E.I. DUPONT SUMMARY OF MICROSCOPIC FINDINGS
SPONSOR NO.:DUPONT-24447

----- MALE -----

GROUP:	1	2	3	4
NUMBER OF ANIMALS IN DOSE GROUP	20	10	10	20
NUMBER OF ANIMALS EXAMINED WEEK 4	10	10	10	10
LYMPH NODE, MES				
TOTAL NUMBER EXAMINED	10	NA	NA	10
EXAMINED, UNREMARKABLE	10	NA	NA	10
MARROW, FEMUR				
TOTAL NUMBER EXAMINED	10	NA	NA	10
EXAMINED, UNREMARKABLE	10	NA	NA	10
MARROW, STERN				
TOTAL NUMBER EXAMINED	10	NA	NA	10
EXAMINED, UNREMARKABLE	10	NA	NA	10
NASAL LEVEL I				
TOTAL NUMBER EXAMINED	10	NA	NA	10
EXAMINED, UNREMARKABLE	6	NA	NA	8
-DEGENERATION	3	NA	NA	2
MINIMAL	2	NA	NA	2
MODERATE	1	NA	NA	NONE
-EXUDATE, LUMINAL	2	NA	NA	0
MILD	1	NA	NA	NONE
MODERATE	1	NA	NA	NONE
-HEMORRHAGE	2	NA	NA	0
MODERATE	2	NA	NA	NONE

1- 0 MG/KG/DAY 2- 0.3 MG/KG/DAY 3- 3 MG/KG/DAY 4- 30 MG/KG/DAY
NA = NOT APPLICABLE

TABLE 45 (WEEK 4 PRIMARY NECROPSY - MALES)

PROJECT NO.:WIL-189205M A 28-DAY ORAL STUDY OF H-28397 IN RATS WITH 28-DAY RECOVERY PAGE 8
SPONSOR:E.I. DUPONT SUMMARY OF MICROSCOPIC FINDINGS
SPONSOR NO.:DUPONT-24447

----- MALE -----

GROUP:	1	2	3	4
NUMBER OF ANIMALS IN DOSE GROUP	20	10	10	20
NUMBER OF ANIMALS EXAMINED WEEK 4	10	10	10	10
NASAL LEVEL I - CONTINUED				
-INFLAMMATION, SUBACUTE	1	NA	NA	0
MILD	1	NA	NA	NONE
-LUMINAL DEBRIS, CELLULAR	2	NA	NA	0
MINIMAL	1	NA	NA	NONE
MILD	1	NA	NA	NONE
NASAL LEVEL III				
TOTAL NUMBER EXAMINED	10	NA	NA	10
EXAMINED, UNREMARKABLE	1	NA	NA	0
-CORPORA AMYLACEA	9	NA	NA	10
MINIMAL	9	NA	NA	10
-LUMINAL DEBRIS, CELLULAR	9	NA	NA	10
MINIMAL	9	NA	NA	9
MILD	NONE	NA	NA	1
NERVE, SCIATIC				
TOTAL NUMBER EXAMINED	10	NA	NA	10
EXAMINED, UNREMARKABLE	10	NA	NA	10
PANCREAS				
TOTAL NUMBER EXAMINED	10	NA	NA	10
EXAMINED, UNREMARKABLE	10	NA	NA	10

1- 0 MG/KG/DAY 2- 0.3 MG/KG/DAY 3- 3 MG/KG/DAY 4- 30 MG/KG/DAY
NA = NOT APPLICABLE

TABLE 45 (WEEK 4 PRIMARY NECROPSY - MALES)

PROJECT NO.:WIL-189205M A 28-DAY ORAL STUDY OF H-28397 IN RATS WITH 28-DAY RECOVERY PAGE 9
SPONSOR:E.I. DUPONT SUMMARY OF MICROSCOPIC FINDINGS
SPONSOR NO.:DUPONT-24447

----- MALE -----

GROUP:	1	2	3	4
NUMBER OF ANIMALS IN DOSE GROUP	20	10	10	20
NUMBER OF ANIMALS EXAMINED WEEK 4	10	10	10	10
PARATHYROIDS				
TOTAL NUMBER EXAMINED	9	NA	NA	8
EXAMINED, UNREMARKABLE	9	NA	NA	8
NOT PRESENT FOR EXAMINATION	1	NA	NA	2
PEYER'S PATCHES				
TOTAL NUMBER EXAMINED	10	NA	NA	10
EXAMINED, UNREMARKABLE	10	NA	NA	10
PHARYNX				
TOTAL NUMBER EXAMINED	9	NA	NA	8
EXAMINED, UNREMARKABLE	9	NA	NA	8
NOT PRESENT FOR EXAMINATION	1	NA	NA	2
PITUITARY				
TOTAL NUMBER EXAMINED	10	NA	NA	10
EXAMINED, UNREMARKABLE	9	NA	NA	9
-CYST, PARS INTERMEDIA	1	NA	NA	0
PRESENT	1	NA	NA	NONE
-CYST, RATHKE'S CLEFT	0	NA	NA	1
PRESENT	NONE	NA	NA	1

1- 0 MG/KG/DAY 2- 0.3 MG/KG/DAY 3- 3 MG/KG/DAY 4- 30 MG/KG/DAY
NA = NOT APPLICABLE

TABLE 45 (WEEK 4 PRIMARY NECROPSY - MALES)

PROJECT NO.:WIL-189205M A 28-DAY ORAL STUDY OF H-28397 IN RATS WITH 28-DAY RECOVERY PAGE 10
SPONSOR:E.I. DUPONT SUMMARY OF MICROSCOPIC FINDINGS
SPONSOR NO.:DUPONT-24447

----- MALE -----

GROUP:	1	2	3	4
NUMBER OF ANIMALS IN DOSE GROUP	20	10	10	20
NUMBER OF ANIMALS EXAMINED WEEK 4	10	10	10	10
PROSTATE				
TOTAL NUMBER EXAMINED	10	NA	NA	10
EXAMINED, UNREMARKABLE	7	NA	NA	6
-INFILTRATE, LYMPHOCYTE	3	NA	NA	3
MINIMAL	3	NA	NA	2
MILD	NONE	NA	NA	1
-INFLAMMATION, SUBACUTE	0	NA	NA	1
MINIMAL	NONE	NA	NA	1
RECTUM				
TOTAL NUMBER EXAMINED	10	NA	NA	10
EXAMINED, UNREMARKABLE	10	NA	NA	10
SAL. GLAND MAND				
TOTAL NUMBER EXAMINED	10	NA	NA	10
EXAMINED, UNREMARKABLE	10	NA	NA	10
SEMINAL VESICLES				
TOTAL NUMBER EXAMINED	10	NA	NA	10
EXAMINED, UNREMARKABLE	10	NA	NA	10
SKELETAL MUSCLE				
TOTAL NUMBER EXAMINED	10	NA	NA	10
EXAMINED, UNREMARKABLE	8	NA	NA	9
-INFILTRATE, LYMPHOCYTE	2	NA	NA	1
MINIMAL	2	NA	NA	1

1- 0 MG/KG/DAY 2- 0.3 MG/KG/DAY 3- 3 MG/KG/DAY 4- 30 MG/KG/DAY
NA = NOT APPLICABLE

TABLE 45 (WEEK 4 PRIMARY NECROPSY - MALES)

PROJECT NO.:WIL-189205M A 28-DAY ORAL STUDY OF H-28397 IN RATS WITH 28-DAY RECOVERY PAGE 11
SPONSOR:E.I. DUPONT SUMMARY OF MICROSCOPIC FINDINGS
SPONSOR NO.:DUPONT-24447

----- MALE -----

GROUP:	1	2	3	4
NUMBER OF ANIMALS IN DOSE GROUP	20	10	10	20
NUMBER OF ANIMALS EXAMINED WEEK 4	10	10	10	10
SKIN				
TOTAL NUMBER EXAMINED	10	NA	NA	10
EXAMINED, UNREMARKABLE	10	NA	NA	10
SPINAL CORD				
TOTAL NUMBER EXAMINED	10	NA	NA	10
EXAMINED, UNREMARKABLE	10	NA	NA	10
SPLEEN				
TOTAL NUMBER EXAMINED	10	NA	NA	10
EXAMINED, UNREMARKABLE	10	NA	NA	10
STERNUM				
TOTAL NUMBER EXAMINED	10	NA	NA	10
EXAMINED, UNREMARKABLE	10	NA	NA	10
STOMACH, GLAN				
TOTAL NUMBER EXAMINED	10	NA	NA	10
EXAMINED, UNREMARKABLE	8	NA	NA	8
-DILATATION, GLANDULAR	2	NA	NA	1
MINIMAL	2	NA	NA	1
-MINERALIZATION, MUCOSAL	0	NA	NA	1
MINIMAL	NONE	NA	NA	1

1- 0 MG/KG/DAY 2- 0.3 MG/KG/DAY 3- 3 MG/KG/DAY 4- 30 MG/KG/DAY
NA = NOT APPLICABLE

TABLE 45 (WEEK 4 PRIMARY NECROPSY - MALES)

PROJECT NO.:WIL-189205M A 28-DAY ORAL STUDY OF H-28397 IN RATS WITH 28-DAY RECOVERY PAGE 12
SPONSOR:E.I. DUPONT SUMMARY OF MICROSCOPIC FINDINGS
SPONSOR NO.:DUPONT-24447

----- MALE -----

GROUP:	1	2	3	4
NUMBER OF ANIMALS IN DOSE GROUP	20	10	10	20
NUMBER OF ANIMALS EXAMINED WEEK 4	10	10	10	10
STOMACH, NON				
TOTAL NUMBER EXAMINED	10	NA	NA	10
EXAMINED, UNREMARKABLE	10	NA	NA	10
TEETH				
TOTAL NUMBER EXAMINED	2	NA	NA	NA
EXAMINED, UNREMARKABLE	1	NA	NA	NA
-MALALIGNED	1	NA	NA	NA
PRESENT	1	NA	NA	NA
TESTES				
TOTAL NUMBER EXAMINED	10	NA	NA	10
EXAMINED, UNREMARKABLE	10	NA	NA	10
THYMUS				
TOTAL NUMBER EXAMINED	10	NA	NA	10
EXAMINED, UNREMARKABLE	7	NA	NA	7
-HEMORRHAGE	3	NA	NA	3
MINIMAL	2	NA	NA	3
MILD	1	NA	NA	NONE
THYROID GLANDS				
TOTAL NUMBER EXAMINED	10	NA	NA	10
EXAMINED, UNREMARKABLE	7	NA	NA	8
-CYST, ULTIMOBRANCHIAL	3	NA	NA	2
PRESENT	3	NA	NA	2

1- 0 MG/KG/DAY 2- 0.3 MG/KG/DAY 3- 3 MG/KG/DAY 4- 30 MG/KG/DAY
NA = NOT APPLICABLE

TABLE 45 (WEEK 4 PRIMARY NECROPSY - MALES)

PROJECT NO.:WIL-189205M A 28-DAY ORAL STUDY OF H-28397 IN RATS WITH 28-DAY RECOVERY PAGE 13
SPONSOR:E.I. DUPONT SUMMARY OF MICROSCOPIC FINDINGS
SPONSOR NO.:DUPONT-24447

----- MALE -----

GROUP:	1	2	3	4
NUMBER OF ANIMALS IN DOSE GROUP	20	10	10	20
NUMBER OF ANIMALS EXAMINED WEEK 4	10	10	10	10
TONGUE				
TOTAL NUMBER EXAMINED	10	NA	NA	10
EXAMINED, UNREMARKABLE	10	NA	NA	10
TRACHEA				
TOTAL NUMBER EXAMINED	10	NA	NA	10
EXAMINED, UNREMARKABLE	3	NA	NA	9
-DILATATION, DUCTULAR	7	NA	NA	1
MILD	5	NA	NA	1
MODERATE	2	NA	NA	NONE
URINARY BLADDER				
TOTAL NUMBER EXAMINED	10	NA	NA	10
EXAMINED, UNREMARKABLE	10	NA	NA	10

1- 0 MG/KG/DAY 2- 0.3 MG/KG/DAY 3- 3 MG/KG/DAY 4- 30 MG/KG/DAY
NA = NOT APPLICABLE

PHSI2v4.29
04/15/2008
R:04/16/2008

TABLE 46 (WEEK 4 PRIMARY NECROPSY - FEMALES)

PROJECT NO.:WIL-189205F A 28-DAY ORAL STUDY OF H-28397 IN RATS WITH 28-DAY RECOVERY PAGE 1
SPONSOR:E.I. DUPONT SUMMARY OF MICROSCOPIC FINDINGS
SPONSOR NO.:DUPONT-24447

----- FEMALE -----

GROUP:	1	2	3	4
NUMBER OF ANIMALS IN DOSE GROUP	20	10	10	20
NUMBER OF ANIMALS EXAMINED WEEK 4	10	10	10	10
ADRENAL CORTEX				
TOTAL NUMBER EXAMINED	10	NA	NA	10
EXAMINED, UNREMARKABLE	10	NA	NA	10
ADRENAL MEDULLA				
TOTAL NUMBER EXAMINED	10	NA	NA	10
EXAMINED, UNREMARKABLE	10	NA	NA	10
AORTA				
TOTAL NUMBER EXAMINED	10	NA	NA	10
EXAMINED, UNREMARKABLE	10	NA	NA	10
BRAIN				
TOTAL NUMBER EXAMINED	10	NA	NA	10
EXAMINED, UNREMARKABLE	10	NA	NA	10
CECUM				
TOTAL NUMBER EXAMINED	10	NA	NA	10
EXAMINED, UNREMARKABLE	10	NA	NA	10
CERVIX				
TOTAL NUMBER EXAMINED	10	NA	NA	10
EXAMINED, UNREMARKABLE	10	NA	NA	10

1- 0 MG/KG/DAY 2- 3 MG/KG/DAY 3- 30 MG/KG/DAY 4- 300 MG/KG/DAY
NA = NOT APPLICABLE

TABLE 46 (WEEK 4 PRIMARY NECROPSY - FEMALES)

PROJECT NO.:WIL-189205F A 28-DAY ORAL STUDY OF H-28397 IN RATS WITH 28-DAY RECOVERY PAGE 2
SPONSOR:E.I. DUPONT SUMMARY OF MICROSCOPIC FINDINGS
SPONSOR NO.:DUPONT-24447

----- FEMALE -----

GROUP:	1	2	3	4
NUMBER OF ANIMALS IN DOSE GROUP	20	10	10	20
NUMBER OF ANIMALS EXAMINED WEEK 4	10	10	10	10
COLON				
TOTAL NUMBER EXAMINED	10	NA	NA	10
EXAMINED, UNREMARKABLE	10	NA	NA	10
DUODENUM				
TOTAL NUMBER EXAMINED	10	NA	NA	10
EXAMINED, UNREMARKABLE	10	NA	NA	10
ESOPHAGUS				
TOTAL NUMBER EXAMINED	10	NA	NA	10
EXAMINED, UNREMARKABLE	10	NA	NA	10
EYES/OPTIC N.				
TOTAL NUMBER EXAMINED	10	NA	NA	10
EXAMINED, UNREMARKABLE	10	NA	NA	9
-INFLAMMATION, SUBACUTE	0	NA	NA	1
MINIMAL	NONE	NA	NA	1
FEMUR				
TOTAL NUMBER EXAMINED	10	NA	NA	10
EXAMINED, UNREMARKABLE	10	NA	NA	10

1- 0 MG/KG/DAY 2- 3 MG/KG/DAY 3- 30 MG/KG/DAY 4- 300 MG/KG/DAY
NA = NOT APPLICABLE

TABLE 46 (WEEK 4 PRIMARY NECROPSY - FEMALES)

PROJECT NO.:WIL-189205F A 28-DAY ORAL STUDY OF H-28397 IN RATS WITH 28-DAY RECOVERY PAGE 3
SPONSOR:E.I. DUPONT SUMMARY OF MICROSCOPIC FINDINGS
SPONSOR NO.:DUPONT-24447

----- FEMALE -----

GROUP:	1	2	3	4
NUMBER OF ANIMALS IN DOSE GROUP	20	10	10	20
NUMBER OF ANIMALS EXAMINED WEEK 4	10	10	10	10
HEART				
TOTAL NUMBER EXAMINED	10	NA	NA	10
EXAMINED, UNREMARKABLE	8	NA	NA	7
-DEGENERATION, MYOCARDIAL	0	NA	NA	1
MINIMAL	NONE	NA	NA	1
-INFLAMMATION, CHRONIC	2	NA	NA	3
MINIMAL	2	NA	NA	3
ILEUM				
TOTAL NUMBER EXAMINED	10	NA	NA	10
EXAMINED, UNREMARKABLE	10	NA	NA	10
JEJUNUM				
TOTAL NUMBER EXAMINED	10	NA	NA	10
EXAMINED, UNREMARKABLE	10	NA	NA	10
KIDNEYS				
TOTAL NUMBER EXAMINED	10	NA	1	10
EXAMINED, UNREMARKABLE	4	NA	0	4
-BASOPHILIC TUBULES	0	NA	0	3
MINIMAL	NONE	NA	NA	3
-CYST, MEDULLARY	1	NA	0	1
PRESENT	1	NA	NA	1
-INFLAMMATION, CHRONIC	5	NA	1	5
MINIMAL	5	NA	1	5

1- 0 MG/KG/DAY 2- 3 MG/KG/DAY 3- 30 MG/KG/DAY 4- 300 MG/KG/DAY
NA = NOT APPLICABLE

TABLE 46 (WEEK 4 PRIMARY NECROPSY - FEMALES)

PROJECT NO.:WIL-189205F A 28-DAY ORAL STUDY OF H-28397 IN RATS WITH 28-DAY RECOVERY PAGE 4
SPONSOR:E.I. DUPONT SUMMARY OF MICROSCOPIC FINDINGS
SPONSOR NO.:DUPONT-24447

----- FEMALE -----

GROUP:	1	2	3	4
NUMBER OF ANIMALS IN DOSE GROUP	20	10	10	20
NUMBER OF ANIMALS EXAMINED WEEK 4	10	10	10	10
KIDNEYS - CONTINUED				
-MINERALIZATION	4	NA	0	4
MINIMAL	4	NA	NA	4
-REGENERATION, RENAL TUBULAR	1	NA	0	0
MINIMAL	1	NA	NA	NONE
LAC. GLAND EXOR				
TOTAL NUMBER EXAMINED	10	NA	NA	10
EXAMINED, UNREMARKABLE	9	NA	NA	10
-INFILTRATE, LYMPHOCYTE	1	NA	NA	0
MILD	1	NA	NA	NONE
LARYNX				
TOTAL NUMBER EXAMINED	10	NA	NA	10
EXAMINED, UNREMARKABLE	10	NA	NA	10
LIVER				
TOTAL NUMBER EXAMINED	10	10	10	10
EXAMINED, UNREMARKABLE	3	4	3	4
-HEPATOCYTE, MULTINUCLEATED	1	0	0	0
MINIMAL	1	NONE	NONE	NONE
-HYPERTROPHY, HEPATOCELLULAR, CENTRILOBULAR	0	0	0	4
MINIMAL	NONE	NONE	NONE	4
-INFILTRATE, MONONUCLEAR	4	6	6	5
MINIMAL	4	5	5	5
MILD	NONE	1	1	NONE

1- 0 MG/KG/DAY 2- 3 MG/KG/DAY 3- 30 MG/KG/DAY 4- 300 MG/KG/DAY
NA = NOT APPLICABLE

TABLE 46 (WEEK 4 PRIMARY NECROPSY - FEMALES)

PROJECT NO.:WIL-189205F A 28-DAY ORAL STUDY OF H-28397 IN RATS WITH 28-DAY RECOVERY PAGE 5
SPONSOR:E.I. DUPONT SUMMARY OF MICROSCOPIC FINDINGS
SPONSOR NO.:DUPONT-24447

----- FEMALE -----

GROUP:	1	2	3	4
NUMBER OF ANIMALS IN DOSE GROUP	20	10	10	20
NUMBER OF ANIMALS EXAMINED WEEK 4	10	10	10	10
LIVER - CONTINUED				
-NECROSIS, HEPATOCELLULAR	1	0	1	1
MINIMAL	NONE	NONE	1	1
MILD	1	NONE	NONE	NONE
-NODULE, HEPATODIAPHRAGMATIC	0	0	1	0
PRESENT	NONE	NONE	1	NONE
-VACUOLATION, CYTOPLASMIC	1	0	2	0
MINIMAL	1	NONE	2	NONE
LUNGS				
TOTAL NUMBER EXAMINED	10	NA	NA	10
EXAMINED, UNREMARKABLE	5	NA	NA	7
-INFLAMMATION, SUBACUTE	2	NA	NA	0
MINIMAL	1	NA	NA	NONE
MILD	1	NA	NA	NONE
-MINERALIZATION, VASCULAR	3	NA	NA	3
MINIMAL	3	NA	NA	3
LYMPH NODE, MAND				
TOTAL NUMBER EXAMINED	10	1	NA	10
EXAMINED, UNREMARKABLE	10	0	NA	10
-HYPERPLASIA, LYMPHOID	0	1	NA	0
MILD	NONE	1	NA	NONE

1- 0 MG/KG/DAY 2- 3 MG/KG/DAY 3- 30 MG/KG/DAY 4- 300 MG/KG/DAY
NA = NOT APPLICABLE

TABLE 46 (WEEK 4 PRIMARY NECROPSY - FEMALES)

PROJECT NO.:WIL-189205F A 28-DAY ORAL STUDY OF H-28397 IN RATS WITH 28-DAY RECOVERY PAGE 6
SPONSOR:E.I. DUPONT SUMMARY OF MICROSCOPIC FINDINGS
SPONSOR NO.:DUPONT-24447

----- FEMALE -----

GROUP:	1	2	3	4
NUMBER OF ANIMALS IN DOSE GROUP	20	10	10	20
NUMBER OF ANIMALS EXAMINED WEEK 4	10	10	10	10
LYMPH NODE, MES				
TOTAL NUMBER EXAMINED	10	NA	NA	10
EXAMINED, UNREMARKABLE	10	NA	NA	10
MAMMARY GLAND				
TOTAL NUMBER EXAMINED	10	NA	NA	10
EXAMINED, UNREMARKABLE	10	NA	NA	10
MARROW, FEMUR				
TOTAL NUMBER EXAMINED	10	NA	NA	10
EXAMINED, UNREMARKABLE	10	NA	NA	10
MARROW, STERN				
TOTAL NUMBER EXAMINED	10	NA	NA	10
EXAMINED, UNREMARKABLE	10	NA	NA	10
NASAL LEVEL I				
TOTAL NUMBER EXAMINED	10	NA	NA	10
EXAMINED, UNREMARKABLE	9	NA	NA	8
-DEGENERATION	1	NA	NA	1
MINIMAL	NONE	NA	NA	1
MODERATE	1	NA	NA	NONE
-EXUDATE, LUMINAL	1	NA	NA	0
MODERATE	1	NA	NA	NONE

1- 0 MG/KG/DAY 2- 3 MG/KG/DAY 3- 30 MG/KG/DAY 4- 300 MG/KG/DAY
NA = NOT APPLICABLE

TABLE 46 (WEEK 4 PRIMARY NECROPSY - FEMALES)

PROJECT NO.:WIL-189205F A 28-DAY ORAL STUDY OF H-28397 IN RATS WITH 28-DAY RECOVERY PAGE 7
SPONSOR:E.I. DUPONT SUMMARY OF MICROSCOPIC FINDINGS
SPONSOR NO.:DUPONT-24447

----- FEMALE -----

GROUP:	1	2	3	4
NUMBER OF ANIMALS IN DOSE GROUP	20	10	10	20
NUMBER OF ANIMALS EXAMINED WEEK 4	10	10	10	10
NASAL LEVEL I - CONTINUED				
-INFLAMMATION, SUBACUTE	1	NA	NA	0
MILD	1	NA	NA	NONE
-LUMINAL DEBRIS, CELLULAR	1	NA	NA	1
MINIMAL	1	NA	NA	1
NASAL LEVEL III				
TOTAL NUMBER EXAMINED	10	NA	NA	10
EXAMINED, UNREMARKABLE	0	NA	NA	0
-CORPORA AMYLACEA	6	NA	NA	9
MINIMAL	6	NA	NA	9
-LUMINAL DEBRIS, CELLULAR	9	NA	NA	9
MINIMAL	9	NA	NA	8
MILD	NONE	NA	NA	1
NERVE, SCIATIC				
TOTAL NUMBER EXAMINED	10	NA	NA	10
EXAMINED, UNREMARKABLE	10	NA	NA	9
-INFLAMMATION, SUBACUTE	0	NA	NA	1
MINIMAL	NONE	NA	NA	1
OVARIES				
TOTAL NUMBER EXAMINED	10	NA	NA	10
EXAMINED, UNREMARKABLE	9	NA	NA	10
-MINERALIZATION	1	NA	NA	0
MINIMAL	1	NA	NA	NONE

1- 0 MG/KG/DAY 2- 3 MG/KG/DAY 3- 30 MG/KG/DAY 4- 300 MG/KG/DAY
NA = NOT APPLICABLE

TABLE 46 (WEEK 4 PRIMARY NECROPSY - FEMALES)

PROJECT NO.:WIL-189205F A 28-DAY ORAL STUDY OF H-28397 IN RATS WITH 28-DAY RECOVERY PAGE 8
SPONSOR:E.I. DUPONT SUMMARY OF MICROSCOPIC FINDINGS
SPONSOR NO.:DUPONT-24447

----- FEMALE -----

GROUP:	1	2	3	4
NUMBER OF ANIMALS IN DOSE GROUP	20	10	10	20
NUMBER OF ANIMALS EXAMINED WEEK 4	10	10	10	10
OVIDUCTS				
TOTAL NUMBER EXAMINED	10	NA	NA	10
EXAMINED, UNREMARKABLE	10	NA	NA	10
PANCREAS				
TOTAL NUMBER EXAMINED	10	NA	NA	10
EXAMINED, UNREMARKABLE	8	NA	NA	9
-HYPERPLASIA, ISLET CELL	1	NA	NA	0
MILD	1	NA	NA	NONE
-INFILTRATE, LYMPHOCYTE	1	NA	NA	1
MINIMAL	1	NA	NA	1
PARATHYROIDS				
TOTAL NUMBER EXAMINED	10	NA	NA	6
EXAMINED, UNREMARKABLE	10	NA	NA	6
NOT PRESENT FOR EXAMINATION	0	NA	NA	4
PEYER'S PATCHES				
TOTAL NUMBER EXAMINED	9	NA	NA	10
EXAMINED, UNREMARKABLE	9	NA	NA	10
NOT PRESENT FOR EXAMINATION	1	NA	NA	0

1- 0 MG/KG/DAY 2- 3 MG/KG/DAY 3- 30 MG/KG/DAY 4- 300 MG/KG/DAY
NA = NOT APPLICABLE

TABLE 46 (WEEK 4 PRIMARY NECROPSY - FEMALES)

PROJECT NO.:WIL-189205F A 28-DAY ORAL STUDY OF H-28397 IN RATS WITH 28-DAY RECOVERY PAGE 9
SPONSOR:E.I. DUPONT SUMMARY OF MICROSCOPIC FINDINGS
SPONSOR NO.:DUPONT-24447

----- FEMALE -----

GROUP:	1	2	3	4
NUMBER OF ANIMALS IN DOSE GROUP	20	10	10	20
NUMBER OF ANIMALS EXAMINED WEEK 4	10	10	10	10
PHARYNX				
TOTAL NUMBER EXAMINED	10	NA	NA	10
EXAMINED, UNREMARKABLE	10	NA	NA	10
PITUITARY				
TOTAL NUMBER EXAMINED	10	NA	NA	10
EXAMINED, UNREMARKABLE	10	NA	NA	10
RECTUM				
TOTAL NUMBER EXAMINED	10	NA	NA	10
EXAMINED, UNREMARKABLE	10	NA	NA	10
SAL. GLAND MAND				
TOTAL NUMBER EXAMINED	10	NA	NA	10
EXAMINED, UNREMARKABLE	10	NA	NA	10
SKELETAL MUSCLE				
TOTAL NUMBER EXAMINED	10	NA	NA	10
EXAMINED, UNREMARKABLE	9	NA	NA	8
-INFILTRATE, LYMPHOCYTE	1	NA	NA	2
MINIMAL	1	NA	NA	2

1- 0 MG/KG/DAY 2- 3 MG/KG/DAY 3- 30 MG/KG/DAY 4- 300 MG/KG/DAY
NA = NOT APPLICABLE

TABLE 46 (WEEK 4 PRIMARY NECROPSY - FEMALES)

PROJECT NO.:WIL-189205F A 28-DAY ORAL STUDY OF H-28397 IN RATS WITH 28-DAY RECOVERY PAGE 10
SPONSOR:E.I. DUPONT SUMMARY OF MICROSCOPIC FINDINGS
SPONSOR NO.:DUPONT-24447

----- FEMALE -----

GROUP:	1	2	3	4
NUMBER OF ANIMALS IN DOSE GROUP	20	10	10	20
NUMBER OF ANIMALS EXAMINED WEEK 4	10	10	10	10
SKIN				
TOTAL NUMBER EXAMINED	10	NA	NA	10
EXAMINED, UNREMARKABLE	10	NA	NA	10
SPINAL CORD				
TOTAL NUMBER EXAMINED	10	NA	NA	10
EXAMINED, UNREMARKABLE	10	NA	NA	10
SPLEEN				
TOTAL NUMBER EXAMINED	10	NA	NA	10
EXAMINED, UNREMARKABLE	10	NA	NA	10
STERNUM				
TOTAL NUMBER EXAMINED	10	NA	NA	10
EXAMINED, UNREMARKABLE	10	NA	NA	10
STOMACH, GLAN				
TOTAL NUMBER EXAMINED	10	NA	NA	10
EXAMINED, UNREMARKABLE	6	NA	NA	8
-DILATATION, GLANDULAR	4	NA	NA	2
MINIMAL	4	NA	NA	2

1- 0 MG/KG/DAY 2- 3 MG/KG/DAY 3- 30 MG/KG/DAY 4- 300 MG/KG/DAY
NA = NOT APPLICABLE

TABLE 46 (WEEK 4 PRIMARY NECROPSY - FEMALES)

PROJECT NO.:WIL-189205F A 28-DAY ORAL STUDY OF H-28397 IN RATS WITH 28-DAY RECOVERY PAGE 11
SPONSOR:E.I. DUPONT SUMMARY OF MICROSCOPIC FINDINGS
SPONSOR NO.:DUPONT-24447

----- FEMALE -----

GROUP:	1	2	3	4
NUMBER OF ANIMALS IN DOSE GROUP	20	10	10	20
NUMBER OF ANIMALS EXAMINED WEEK 4	10	10	10	10
STOMACH, NON				
TOTAL NUMBER EXAMINED	10	NA	NA	10
EXAMINED, UNREMARKABLE	10	NA	NA	10
TEETH				
TOTAL NUMBER EXAMINED	1	NA	NA	NA
EXAMINED, UNREMARKABLE	1	NA	NA	NA
THYMUS				
TOTAL NUMBER EXAMINED	10	NA	1	10
EXAMINED, UNREMARKABLE	9	NA	0	9
-CYST	0	NA	0	1
PRESENT	NONE	NA	NA	1
-HEMORRHAGE	1	NA	1	0
MINIMAL	1	NA	1	NONE
THYROID GLANDS				
TOTAL NUMBER EXAMINED	10	NA	NA	10
EXAMINED, UNREMARKABLE	7	NA	NA	3
-CYST, ULTIMOBRANCHIAL	2	NA	NA	6
PRESENT	2	NA	NA	6
-ECTOPIC THYMUS	2	NA	NA	1
PRESENT	2	NA	NA	1
-INFILTRATE, LYMPHOCYTE	0	NA	NA	2
MINIMAL	NONE	NA	NA	2

1- 0 MG/KG/DAY 2- 3 MG/KG/DAY 3- 30 MG/KG/DAY 4- 300 MG/KG/DAY
NA = NOT APPLICABLE

TABLE 46 (WEEK 4 PRIMARY NECROPSY - FEMALES)

PROJECT NO.:WIL-189205F A 28-DAY ORAL STUDY OF H-28397 IN RATS WITH 28-DAY RECOVERY PAGE 12
SPONSOR:E.I. DUPONT SUMMARY OF MICROSCOPIC FINDINGS
SPONSOR NO.:DUPONT-24447

----- FEMALE -----

GROUP:	1	2	3	4
NUMBER OF ANIMALS IN DOSE GROUP	20	10	10	20
NUMBER OF ANIMALS EXAMINED WEEK 4	10	10	10	10
TONGUE				
TOTAL NUMBER EXAMINED	10	NA	NA	10
EXAMINED, UNREMARKABLE	10	NA	NA	10
TRACHEA				
TOTAL NUMBER EXAMINED	10	NA	NA	10
EXAMINED, UNREMARKABLE	8	NA	NA	8
-DILATATION, DUCTULAR	2	NA	NA	2
MILD	2	NA	NA	2
-EXUDATE, LUMINAL	0	NA	NA	1
MILD	NONE	NA	NA	1
URINARY BLADDER				
TOTAL NUMBER EXAMINED	10	NA	NA	10
EXAMINED, UNREMARKABLE	10	NA	NA	10
UTERUS				
TOTAL NUMBER EXAMINED	10	NA	2	10
EXAMINED, UNREMARKABLE	7	NA	0	9
-DILATATION, LUMEN	3	NA	2	1
MILD	1	NA	1	NONE
MODERATE	2	NA	1	1

1- 0 MG/KG/DAY 2- 3 MG/KG/DAY 3- 30 MG/KG/DAY 4- 300 MG/KG/DAY
NA = NOT APPLICABLE

TABLE 46 (WEEK 4 PRIMARY NECROPSY - FEMALES)

PROJECT NO.:WIL-189205F A 28-DAY ORAL STUDY OF H-28397 IN RATS WITH 28-DAY RECOVERY PAGE 13
SPONSOR:E.I. DUPONT SUMMARY OF MICROSCOPIC FINDINGS
SPONSOR NO.:DUPONT-24447

----- FEMALE -----

GROUP:	1	2	3	4
NUMBER OF ANIMALS IN DOSE GROUP	20	10	10	20
NUMBER OF ANIMALS EXAMINED WEEK 4	10	10	10	10
VAGINA				
TOTAL NUMBER EXAMINED	10	NA	NA	10
EXAMINED, UNREMARKABLE	0	NA	NA	0
-ESTROUS CYCLE: DIESTRUS	2	NA	NA	4
PRESENT	2	NA	NA	4
-ESTROUS CYCLE: ESTRUS	3	NA	NA	4
PRESENT	3	NA	NA	4
-ESTROUS CYCLE: PROESTRUS	5	NA	NA	2
PRESENT	5	NA	NA	2

1- 0 MG/KG/DAY 2- 3 MG/KG/DAY 3- 30 MG/KG/DAY 4- 300 MG/KG/DAY
NA = NOT APPLICABLE

PHSI2v4.29
04/15/2008

TABLE 47 (WEEK 8 RECOVERY NECROPSY - MALES)

PROJECT NO.:WIL-189205M A 28-DAY ORAL STUDY OF H-28397 IN RATS WITH 28-DAY RECOVERY PAGE 1
SPONSOR:E.I. DUPONT SUMMARY OF MICROSCOPIC FINDINGS
SPONSOR NO.:DUPONT-24447

----- MALE -----

GROUP:	1	2	3	4
NUMBER OF ANIMALS IN DOSE GROUP	20	10	10	20
NUMBER OF ANIMALS EXAMINED WEEK 8	10	0	0	10
ADIPOSE TISSUE				
TOTAL NUMBER EXAMINED	1	NA	NA	NA
EXAMINED, UNREMARKABLE	0	NA	NA	NA
-INFLAMMATION, CHRONIC	1	NA	NA	NA
MILD	1	NA	NA	NA
EPIDIDYMIDES				
TOTAL NUMBER EXAMINED	NA	NA	NA	1
EXAMINED, UNREMARKABLE	NA	NA	NA	0
-ASPERMIA	NA	NA	NA	1
PRESENT	NA	NA	NA	1
-LUMINAL DEBRIS, CELLULAR	NA	NA	NA	1
MILD	NA	NA	NA	1
JEJUNUM				
TOTAL NUMBER EXAMINED	1	NA	NA	NA
EXAMINED, UNREMARKABLE	0	NA	NA	NA
-DIVERTICULUM	1	NA	NA	NA
PRESENT	1	NA	NA	NA
KIDNEYS				
TOTAL NUMBER EXAMINED	1	NA	NA	2
EXAMINED, UNREMARKABLE	0	NA	NA	0
-BASOPHILIC TUBULES	1	NA	NA	2
MINIMAL	1	NA	NA	2

1- 0 MG/KG/DAY 2- 0.3 MG/KG/DAY 3- 3 MG/KG/DAY 4- 30 MG/KG/DAY
NA = NOT APPLICABLE

TABLE 47 (WEEK 8 RECOVERY NECROPSY - MALES)

PROJECT NO.:WIL-189205M A 28-DAY ORAL STUDY OF H-28397 IN RATS WITH 28-DAY RECOVERY PAGE 2
SPONSOR:E.I. DUPONT SUMMARY OF MICROSCOPIC FINDINGS
SPONSOR NO.:DUPONT-24447

----- MALE -----

GROUP:	1	2	3	4
NUMBER OF ANIMALS IN DOSE GROUP	20	10	10	20
NUMBER OF ANIMALS EXAMINED WEEK 8	10	0	0	10
KIDNEYS - CONTINUED				
-CAST, HYALINE	1	NA	NA	0
MINIMAL	1	NA	NA	NA
-FIBROSIS, CORTICAL	0	NA	NA	1
MINIMAL	NA	NA	NA	1
-HYDRONEPHROSIS	0	NA	NA	1
PRESENT	NA	NA	NA	1
-INFLAMMATION, CHRONIC	1	NA	NA	2
MINIMAL	1	NA	NA	2
LIVER				
TOTAL NUMBER EXAMINED	10	NA	NA	10
EXAMINED, UNREMARKABLE	3	NA	NA	3
-FIBROSIS, BILE DUCTS	0	NA	NA	1
MINIMAL	NONE	NA	NA	1
-HEPATOCYTE, MULTINUCLEATED	0	NA	NA	1
MILD	NONE	NA	NA	1
-INFILTRATE, MONONUCLEAR	7	NA	NA	7
MINIMAL	6	NA	NA	7
MILD	1	NA	NA	NONE
LUNGS				
TOTAL NUMBER EXAMINED	1	NA	NA	NA
EXAMINED, UNREMARKABLE	0	NA	NA	NA
-HEMORRHAGE	1	NA	NA	NA
MILD	1	NA	NA	NA

1- 0 MG/KG/DAY 2- 0.3 MG/KG/DAY 3- 3 MG/KG/DAY 4- 30 MG/KG/DAY
NA = NOT APPLICABLE

TABLE 47 (WEEK 8 RECOVERY NECROPSY - MALES)

PROJECT NO.:WIL-189205M A 28-DAY ORAL STUDY OF H-28397 IN RATS WITH 28-DAY RECOVERY PAGE 3
SPONSOR:E.I. DUPONT SUMMARY OF MICROSCOPIC FINDINGS
SPONSOR NO.:DUPONT-24447

----- MALE -----

GROUP:	1	2	3	4
NUMBER OF ANIMALS IN DOSE GROUP	20	10	10	20
NUMBER OF ANIMALS EXAMINED WEEK 8	10	0	0	10
LUNGS - CONTINUED				
LYMPH NODE, MAND				
TOTAL NUMBER EXAMINED	1	NA	NA	1
EXAMINED, UNREMARKABLE	0	NA	NA	0
-HEMORRHAGE	1	NA	NA	0
MINIMAL	1	NA	NA	NA
-HYPERPLASIA, LYMPHOID	0	NA	NA	1
MINIMAL	NA	NA	NA	1
TESTES				
TOTAL NUMBER EXAMINED	NA	NA	NA	1
EXAMINED, UNREMARKABLE	NA	NA	NA	0
-DEGENERATION, SEMINIFEROUS TUBULES	NA	NA	NA	1
MODERATE	NA	NA	NA	1
THYMUS				
TOTAL NUMBER EXAMINED	1	NA	NA	1
EXAMINED, UNREMARKABLE	0	NA	NA	0
-HEMORRHAGE	1	NA	NA	1
MINIMAL	NA	NA	NA	1
MILD	1	NA	NA	NA

1- 0 MG/KG/DAY 2- 0.3 MG/KG/DAY 3- 3 MG/KG/DAY 4- 30 MG/KG/DAY
NA = NOT APPLICABLE

PHSI2v4.30
05/21/2008

TABLE 48 (WEEK 8 RECOVERY NECROPSY - FEMALES)

PROJECT NO.:WIL-189205F — A 28-DAY ORAL STUDY OF H-28397 IN RATS WITH 28-DAY RECOVERY — PAGE 1

SPONSOR:E.I. DUPONT — SUMMARY OF MICROSCOPIC FINDINGS

SPONSOR NO.:DUPONT-24447

----- FEMALE -----

GROUP:	1	2	3	4
NUMBER OF ANIMALS IN DOSE GROUP	20	10	10	20
NUMBER OF ANIMALS EXAMINED WEEK 8	10	0	0	10
KIDNEYS				
TOTAL NUMBER EXAMINED	NA	NA	NA	1
EXAMINED, UNREMARKABLE	NA	NA	NA	0
-FIBROSIS, CORTICAL	NA	NA	NA	1
MINIMAL	NA	NA	NA	1
-INFLAMMATION, CHRONIC	NA	NA	NA	1
MINIMAL	NA	NA	NA	1
LIVER				
TOTAL NUMBER EXAMINED	10	NA	NA	10
EXAMINED, UNREMARKABLE	5	NA	NA	2
-INFILTRATE, MONONUCLEAR	4	NA	NA	8
MINIMAL	4	NA	NA	7
MILD	NONE	NA	NA	1
-VACUOLATION, CYTOPLASMIC	1	NA	NA	1
MINIMAL	1	NA	NA	1
LUNGS				
TOTAL NUMBER EXAMINED	NA	NA	NA	1
EXAMINED, UNREMARKABLE	NA	NA	NA	0
-HEMORRHAGE	NA	NA	NA	1
MILD	NA	NA	NA	1

1- 0 MG/KG/DAY 2- 3 MG/KG/DAY 3- 30 MG/KG/DAY 4- 300 MG/KG/DAY

NA = NOT APPLICABLE

TABLE 48 (WEEK 8 RECOVERY NECROPSY - FEMALES)

PROJECT NO.:WIL-189205F A 28-DAY ORAL STUDY OF H-28397 IN RATS WITH 28-DAY RECOVERY PAGE 2
SPONSOR:E.I. DUPONT SUMMARY OF MICROSCOPIC FINDINGS
SPONSOR NO.:DUPONT-24447

----- FEMALE -----

GROUP:	1	2	3	4
NUMBER OF ANIMALS IN DOSE GROUP	20	10	10	20
NUMBER OF ANIMALS EXAMINED WEEK 8	10	0	0	10
LYMPH NODE, MAND				
TOTAL NUMBER EXAMINED	NA	NA	NA	1
EXAMINED, UNREMARKABLE	NA	NA	NA	0
-HEMORRHAGE	NA	NA	NA	1
MILD	NA	NA	NA	1
THYMUS				
TOTAL NUMBER EXAMINED	3	NA	NA	NA
EXAMINED, UNREMARKABLE	0	NA	NA	NA
-HEMORRHAGE	3	NA	NA	NA
MINIMAL	3	NA	NA	NA
UTERUS				
TOTAL NUMBER EXAMINED	1	NA	NA	NA
EXAMINED, UNREMARKABLE	0	NA	NA	NA
-DILATATION, LUMEN	1	NA	NA	NA
MILD	1	NA	NA	NA

1- 0 MG/KG/DAY 2- 3 MG/KG/DAY 3- 30 MG/KG/DAY 4- 300 MG/KG/DAY
NA = NOT APPLICABLE

PHSI2v4.29
04/15/2008

APPENDIX A

Individual Animal Data

TABLE A1 (MALES)

PROJECT NO.:WIL-189205M A 28-DAY ORAL STUDY OF H-28397 IN RATS WITH 28-DAY RECOVERY PAGE 1
SPONSOR:E.I. DUPONT INDIVIDUAL SURVIVAL AND DISPOSITION
SPONSOR NO.:DUPONT-24447

ANIMAL	SEX	GROUP	TYPE OF DEATH	AGE IN WEEKS A	DATE OF DEATH	DAYS ON STUDY
90105	M	0 MG/KG/DAY	SCHEDULED EUTHANASIA	15	04-FEB-08	56
90108	M	0 MG/KG/DAY	SCHEDULED EUTHANASIA	11	07-JAN-08	28
90116	M	0 MG/KG/DAY	SCHEDULED EUTHANASIA	15	04-FEB-08	56
90117	M	0 MG/KG/DAY	SCHEDULED EUTHANASIA	15	04-FEB-08	56
90120	M	0 MG/KG/DAY	SCHEDULED EUTHANASIA	15	04-FEB-08	56
90123	M	0 MG/KG/DAY	SCHEDULED EUTHANASIA	11	07-JAN-08	28
90125	M	0 MG/KG/DAY	SCHEDULED EUTHANASIA	11	07-JAN-08	28
90129	M	0 MG/KG/DAY	SCHEDULED EUTHANASIA	15	04-FEB-08	56
90139	M	0 MG/KG/DAY	SCHEDULED EUTHANASIA	11	07-JAN-08	28
90140	M	0 MG/KG/DAY	SCHEDULED EUTHANASIA	15	04-FEB-08	56
90145	M	0 MG/KG/DAY	SCHEDULED EUTHANASIA	11	07-JAN-08	28
90152	M	0 MG/KG/DAY	SCHEDULED EUTHANASIA	11	07-JAN-08	28
90153	M	0 MG/KG/DAY	SCHEDULED EUTHANASIA	15	04-FEB-08	56
90156	M	0 MG/KG/DAY	SCHEDULED EUTHANASIA	15	04-FEB-08	56
90158	M	0 MG/KG/DAY	SCHEDULED EUTHANASIA	15	04-FEB-08	56
90159	M	0 MG/KG/DAY	SCHEDULED EUTHANASIA	11	07-JAN-08	28
90163	M	0 MG/KG/DAY	SCHEDULED EUTHANASIA	11	07-JAN-08	28
90164	M	0 MG/KG/DAY	SCHEDULED EUTHANASIA	15	04-FEB-08	56
90166	M	0 MG/KG/DAY	SCHEDULED EUTHANASIA	11	07-JAN-08	28
90173	M	0 MG/KG/DAY	SCHEDULED EUTHANASIA	11	07-JAN-08	28
90118	M	0.3 MG/KG/DAY	SCHEDULED EUTHANASIA	11	07-JAN-08	28
90124	M	0.3 MG/KG/DAY	SCHEDULED EUTHANASIA	11	07-JAN-08	28
90127	M	0.3 MG/KG/DAY	SCHEDULED EUTHANASIA	11	07-JAN-08	28
90134	M	0.3 MG/KG/DAY	SCHEDULED EUTHANASIA	11	07-JAN-08	28
90138	M	0.3 MG/KG/DAY	SCHEDULED EUTHANASIA	11	07-JAN-08	28
90144	M	0.3 MG/KG/DAY	SCHEDULED EUTHANASIA	11	07-JAN-08	28
90148	M	0.3 MG/KG/DAY	SCHEDULED EUTHANASIA	11	07-JAN-08	28
90151	M	0.3 MG/KG/DAY	SCHEDULED EUTHANASIA	11	07-JAN-08	28
90157	M	0.3 MG/KG/DAY	SCHEDULED EUTHANASIA	11	07-JAN-08	28

A = CALCULATED TO THE NEAREST WHOLE WEEK USING THE MEAN AGE IN WEEKS AT INITIATION OF DOSING (7)

TABLE A1 (MALES)

PROJECT NO.:WIL-189205M A 28-DAY ORAL STUDY OF H-28397 IN RATS WITH 28-DAY RECOVERY PAGE 2
SPONSOR:E.I. DUPONT INDIVIDUAL SURVIVAL AND DISPOSITION
SPONSOR NO.:DUPONT-24447

ANIMAL	SEX	GROUP	TYPE OF DEATH	AGE IN WEEKS A	DATE OF DEATH	DAYS ON STUDY
90167	M	0.3 MG/KG/DAY	SCHEDULED EUTHANASIA	11	07-JAN-08	28
90110	M	3 MG/KG/DAY	SCHEDULED EUTHANASIA	11	07-JAN-08	28
90121	M	3 MG/KG/DAY	SCHEDULED EUTHANASIA	11	07-JAN-08	28
90126	M	3 MG/KG/DAY	SCHEDULED EUTHANASIA	11	07-JAN-08	28
90128	M	3 MG/KG/DAY	SCHEDULED EUTHANASIA	11	07-JAN-08	28
90141	M	3 MG/KG/DAY	SCHEDULED EUTHANASIA	11	07-JAN-08	28
90146	M	3 MG/KG/DAY	SCHEDULED EUTHANASIA	11	07-JAN-08	28
90161	M	3 MG/KG/DAY	SCHEDULED EUTHANASIA	11	07-JAN-08	28
90165	M	3 MG/KG/DAY	SCHEDULED EUTHANASIA	11	07-JAN-08	28
90170	M	3 MG/KG/DAY	SCHEDULED EUTHANASIA	11	07-JAN-08	28
90174	M	3 MG/KG/DAY	SCHEDULED EUTHANASIA	11	07-JAN-08	28
90109	M	30 MG/KG/DAY	SCHEDULED EUTHANASIA	15	04-FEB-08	56
90111	M	30 MG/KG/DAY	SCHEDULED EUTHANASIA	15	04-FEB-08	56
90112	M	30 MG/KG/DAY	SCHEDULED EUTHANASIA	15	04-FEB-08	56
90114	M	30 MG/KG/DAY	SCHEDULED EUTHANASIA	15	04-FEB-08	56
90115	M	30 MG/KG/DAY	SCHEDULED EUTHANASIA	15	04-FEB-08	56
90119	M	30 MG/KG/DAY	SCHEDULED EUTHANASIA	11	07-JAN-08	28
90130	M	30 MG/KG/DAY	SCHEDULED EUTHANASIA	11	07-JAN-08	28
90131	M	30 MG/KG/DAY	SCHEDULED EUTHANASIA	11	07-JAN-08	28
90132	M	30 MG/KG/DAY	SCHEDULED EUTHANASIA	11	07-JAN-08	28
90133	M	30 MG/KG/DAY	SCHEDULED EUTHANASIA	15	04-FEB-08	56
90135	M	30 MG/KG/DAY	SCHEDULED EUTHANASIA	11	07-JAN-08	28
90136	M	30 MG/KG/DAY	SCHEDULED EUTHANASIA	11	07-JAN-08	28
90142	M	30 MG/KG/DAY	SCHEDULED EUTHANASIA	11	07-JAN-08	28
90143	M	30 MG/KG/DAY	SCHEDULED EUTHANASIA	11	07-JAN-08	28
90149	M	30 MG/KG/DAY	SCHEDULED EUTHANASIA	15	04-FEB-08	56
90160	M	30 MG/KG/DAY	SCHEDULED EUTHANASIA	15	04-FEB-08	56
90162	M	30 MG/KG/DAY	SCHEDULED EUTHANASIA	11	07-JAN-08	28

A = CALCULATED TO THE NEAREST WHOLE WEEK USING THE MEAN AGE IN WEEKS AT INITIATION OF DOSING (7)

TABLE A1 (MALES)

PROJECT NO.:WIL-189205M A 28-DAY ORAL STUDY OF H-28397 IN RATS WITH 28-DAY RECOVERY PAGE 3
SPONSOR:E.I. DUPONT INDIVIDUAL SURVIVAL AND DISPOSITION
SPONSOR NO.:DUPONT-24447

ANIMAL	SEX	GROUP	TYPE OF DEATH	AGE IN WEEKS A	DATE OF DEATH	DAYS ON STUDY
90168	M	30 MG/KG/DAY	SCHEDULED EUTHANASIA	15	04-FEB-08	56
90171	M	30 MG/KG/DAY	SCHEDULED EUTHANASIA	11	07-JAN-08	28
90172	M	30 MG/KG/DAY	SCHEDULED EUTHANASIA	15	04-FEB-08	56

A = CALCULATED TO THE NEAREST WHOLE WEEK USING THE MEAN AGE IN WEEKS AT INITIATION OF DOSING (7)

PDEADv4.05
04/15/2008

TABLE A2 (FEMALES)

PROJECT NO.:WIL-189205F A 28-DAY ORAL STUDY OF H-28397 IN RATS WITH 28-DAY RECOVERY PAGE 1
SPONSOR:E.I. DUPONT INDIVIDUAL SURVIVAL AND DISPOSITION
SPONSOR NO.:DUPONT-24447

ANIMAL	SEX	GROUP	TYPE OF DEATH	AGE IN WEEKS A	DATE OF DEATH	DAYS ON STUDY
90175	F	0 MG/KG/DAY	SCHEDULED EUTHANASIA	11	08-JAN-08	28
90177	F	0 MG/KG/DAY	SCHEDULED EUTHANASIA	11	08-JAN-08	28
90179	F	0 MG/KG/DAY	SCHEDULED EUTHANASIA	15	05-FEB-08	56
90185	F	0 MG/KG/DAY	SCHEDULED EUTHANASIA	15	05-FEB-08	56
90192	F	0 MG/KG/DAY	SCHEDULED EUTHANASIA	11	08-JAN-08	28
90194	F	0 MG/KG/DAY	SCHEDULED EUTHANASIA	15	05-FEB-08	56
90196	F	0 MG/KG/DAY	SCHEDULED EUTHANASIA	15	05-FEB-08	56
90197	F	0 MG/KG/DAY	SCHEDULED EUTHANASIA	15	05-FEB-08	56
90198	F	0 MG/KG/DAY	SCHEDULED EUTHANASIA	15	05-FEB-08	56
90203	F	0 MG/KG/DAY	SCHEDULED EUTHANASIA	15	05-FEB-08	56
90204	F	0 MG/KG/DAY	SCHEDULED EUTHANASIA	11	08-JAN-08	28
90209	F	0 MG/KG/DAY	SCHEDULED EUTHANASIA	11	08-JAN-08	28
90214	F	0 MG/KG/DAY	SCHEDULED EUTHANASIA	11	08-JAN-08	28
90222	F	0 MG/KG/DAY	SCHEDULED EUTHANASIA	15	05-FEB-08	56
90224	F	0 MG/KG/DAY	SCHEDULED EUTHANASIA	11	08-JAN-08	28
90225	F	0 MG/KG/DAY	SCHEDULED EUTHANASIA	11	08-JAN-08	28
90229	F	0 MG/KG/DAY	SCHEDULED EUTHANASIA	15	05-FEB-08	56
90232	F	0 MG/KG/DAY	SCHEDULED EUTHANASIA	11	08-JAN-08	28
90233	F	0 MG/KG/DAY	SCHEDULED EUTHANASIA	15	05-FEB-08	56
90235	F	0 MG/KG/DAY	SCHEDULED EUTHANASIA	11	08-JAN-08	28
90193	F	3 MG/KG/DAY	SCHEDULED EUTHANASIA	11	08-JAN-08	28
90199	F	3 MG/KG/DAY	SCHEDULED EUTHANASIA	11	08-JAN-08	28
90206	F	3 MG/KG/DAY	SCHEDULED EUTHANASIA	11	08-JAN-08	28
90210	F	3 MG/KG/DAY	SCHEDULED EUTHANASIA	11	08-JAN-08	28
90217	F	3 MG/KG/DAY	SCHEDULED EUTHANASIA	11	08-JAN-08	28
90221	F	3 MG/KG/DAY	SCHEDULED EUTHANASIA	11	08-JAN-08	28
90230	F	3 MG/KG/DAY	SCHEDULED EUTHANASIA	11	08-JAN-08	28
90234	F	3 MG/KG/DAY	SCHEDULED EUTHANASIA	11	08-JAN-08	28
90236	F	3 MG/KG/DAY	SCHEDULED EUTHANASIA	11	08-JAN-08	28

A = CALCULATED TO THE NEAREST WHOLE WEEK USING THE MEAN AGE IN WEEKS AT INITIATION OF DOSING (7)

TABLE A2 (FEMALES)

PROJECT NO.:WIL-189205F A 28-DAY ORAL STUDY OF H-28397 IN RATS WITH 28-DAY RECOVERY PAGE 2
SPONSOR:E.I. DUPONT INDIVIDUAL SURVIVAL AND DISPOSITION
SPONSOR NO.:DUPONT-24447

ANIMAL	SEX	GROUP	TYPE OF DEATH	AGE IN WEEKS A	DATE OF DEATH	DAYS ON STUDY
90244	F	3 MG/KG/DAY	SCHEDULED EUTHANASIA	11	08-JAN-08	28
90178	F	30 MG/KG/DAY	SCHEDULED EUTHANASIA	11	08-JAN-08	28
90181	F	30 MG/KG/DAY	SCHEDULED EUTHANASIA	11	08-JAN-08	28
90191	F	30 MG/KG/DAY	SCHEDULED EUTHANASIA	11	08-JAN-08	28
90195	F	30 MG/KG/DAY	SCHEDULED EUTHANASIA	11	08-JAN-08	28
90202	F	30 MG/KG/DAY	SCHEDULED EUTHANASIA	11	08-JAN-08	28
90205	F	30 MG/KG/DAY	SCHEDULED EUTHANASIA	11	08-JAN-08	28
90212	F	30 MG/KG/DAY	SCHEDULED EUTHANASIA	11	08-JAN-08	28
90215	F	30 MG/KG/DAY	SCHEDULED EUTHANASIA	11	08-JAN-08	28
90219	F	30 MG/KG/DAY	SCHEDULED EUTHANASIA	11	08-JAN-08	28
90228	F	30 MG/KG/DAY	SCHEDULED EUTHANASIA	11	08-JAN-08	28
90176	F	300 MG/KG/DAY	SCHEDULED EUTHANASIA	11	08-JAN-08	28
90182	F	300 MG/KG/DAY	SCHEDULED EUTHANASIA	11	08-JAN-08	28
90183	F	300 MG/KG/DAY	SCHEDULED EUTHANASIA	11	08-JAN-08	28
90186	F	300 MG/KG/DAY	SCHEDULED EUTHANASIA	15	05-FEB-08	56
90187	F	300 MG/KG/DAY	SCHEDULED EUTHANASIA	11	08-JAN-08	28
90188	F	300 MG/KG/DAY	SCHEDULED EUTHANASIA	15	05-FEB-08	56
90190	F	300 MG/KG/DAY	SCHEDULED EUTHANASIA	11	08-JAN-08	28
90200	F	300 MG/KG/DAY	SCHEDULED EUTHANASIA	15	05-FEB-08	56
90201	F	300 MG/KG/DAY	SCHEDULED EUTHANASIA	15	05-FEB-08	56
90207	F	300 MG/KG/DAY	SCHEDULED EUTHANASIA	15	05-FEB-08	56
90213	F	300 MG/KG/DAY	SCHEDULED EUTHANASIA	11	08-JAN-08	28
90216	F	300 MG/KG/DAY	SCHEDULED EUTHANASIA	15	05-FEB-08	56
90220	F	300 MG/KG/DAY	SCHEDULED EUTHANASIA	11	08-JAN-08	28
90223	F	300 MG/KG/DAY	SCHEDULED EUTHANASIA	15	05-FEB-08	56
90226	F	300 MG/KG/DAY	SCHEDULED EUTHANASIA	15	05-FEB-08	56
90227	F	300 MG/KG/DAY	SCHEDULED EUTHANASIA	11	08-JAN-08	28
90231	F	300 MG/KG/DAY	SCHEDULED EUTHANASIA	11	08-JAN-08	28

A = CALCULATED TO THE NEAREST WHOLE WEEK USING THE MEAN AGE IN WEEKS AT INITIATION OF DOSING (7)

TABLE A2 (FEMALES)

PROJECT NO.:WIL-189205F A 28-DAY ORAL STUDY OF H-28397 IN RATS WITH 28-DAY RECOVERY PAGE 3
SPONSOR:E.I. DUPONT INDIVIDUAL SURVIVAL AND DISPOSITION
SPONSOR NO.:DUPONT-24447

ANIMAL	SEX	GROUP	TYPE OF DEATH	AGE IN WEEKS A	DATE OF DEATH	DAYS ON STUDY
90237	F	300 MG/KG/DAY	SCHEDULED EUTHANASIA	15	05-FEB-08	56
90240	F	300 MG/KG/DAY	SCHEDULED EUTHANASIA	15	05-FEB-08	56
90242	F	300 MG/KG/DAY	SCHEDULED EUTHANASIA	11	08-JAN-08	28

A = CALCULATED TO THE NEAREST WHOLE WEEK USING THE MEAN AGE IN WEEKS AT INITIATION OF DOSING (7)

PDEADv4.05
04/15/2008

TABLE A3 (DETAILED PHYSICAL EXAMINATIONS/DISPOSITIONS - MALES)
A 28-DAY ORAL STUDY OF H-28397 IN RATS WITH 28-DAY RECOVERY

PROJECT NO.:WIL-189205M
SPONSOR:E.I. DUPONT
SPONSOR NO.:DUPONT-24447

PAGE 1

INDIVIDUAL CLINICAL OBSERVATIONS

STUDY DAYS: 0 THROUGH 56

ANIMAL	SEX	GROUP	CATEGORY	STUDY DAY	TIME	GRADE	OBSERVATIONS
90105	M	0 MG/KG/DAY	NORMAL	0	7:51	P	NO SIGNIFICANT CLINICAL OBSERVATIONS
				7	7:17	P	NO SIGNIFICANT CLINICAL OBSERVATIONS
				14	6:29	P	NO SIGNIFICANT CLINICAL OBSERVATIONS
				21	8:11	P	NO SIGNIFICANT CLINICAL OBSERVATIONS
				28	9:30	P	NO SIGNIFICANT CLINICAL OBSERVATIONS
				35	8:05	P	NO SIGNIFICANT CLINICAL OBSERVATIONS
				42	11:05	P	NO SIGNIFICANT CLINICAL OBSERVATIONS
				49	13:01	P	NO SIGNIFICANT CLINICAL OBSERVATIONS
				56	6:43	P	NO SIGNIFICANT CLINICAL OBSERVATIONS
90105	M	0 MG/KG/DAY	DISPOSITION	56	8:54	P	RECOVERY NECROPSY (DAY 56)
90108	M	0 MG/KG/DAY	NORMAL	0	7:52	P	NO SIGNIFICANT CLINICAL OBSERVATIONS
				7	7:17	P	NO SIGNIFICANT CLINICAL OBSERVATIONS
				14	6:29	P	NO SIGNIFICANT CLINICAL OBSERVATIONS
				21	8:12	P	NO SIGNIFICANT CLINICAL OBSERVATIONS
				28	6:40	P	NO SIGNIFICANT CLINICAL OBSERVATIONS
90108	M	0 MG/KG/DAY	DISPOSITION	28	8:37	P	PRIMARY NECROPSY (DAY 28)
90116	M	0 MG/KG/DAY	NORMAL	0	7:52	P	NO SIGNIFICANT CLINICAL OBSERVATIONS
				7	7:18	P	NO SIGNIFICANT CLINICAL OBSERVATIONS
				14	6:29	P	NO SIGNIFICANT CLINICAL OBSERVATIONS
				21	8:13	P	NO SIGNIFICANT CLINICAL OBSERVATIONS
				28	9:30	P	NO SIGNIFICANT CLINICAL OBSERVATIONS
				35	8:06	P	NO SIGNIFICANT CLINICAL OBSERVATIONS
				42	11:06	P	NO SIGNIFICANT CLINICAL OBSERVATIONS
				49	13:01	P	NO SIGNIFICANT CLINICAL OBSERVATIONS
				56	6:44	P	NO SIGNIFICANT CLINICAL OBSERVATIONS
90116	M	0 MG/KG/DAY	DISPOSITION	56	8:55	P	RECOVERY NECROPSY (DAY 56)
90117	M	0 MG/KG/DAY	NORMAL	0	7:53	P	NO SIGNIFICANT CLINICAL OBSERVATIONS
				7	7:19	P	NO SIGNIFICANT CLINICAL OBSERVATIONS
				14	6:29	P	NO SIGNIFICANT CLINICAL OBSERVATIONS

GRADE CODE: 1 - SLIGHT 2 - MODERATE 3 - SEVERE P - PRESENT

TABLE A3 (DETAILED PHYSICAL EXAMINATIONS/DISPOSITIONS - MALES)
A 28-DAY ORAL STUDY OF H-28397 IN RATS WITH 28-DAY RECOVERY

PROJECT NO.:WIL-189205M
SPONSOR:E.I. DUPONT
SPONSOR NO.:DUPONT-24447

INDIVIDUAL CLINICAL OBSERVATIONS

STUDY DAYS: 0 THROUGH 56

ANIMAL	SEX	GROUP	CATEGORY	STUDY DAY	TIME	GRADE	OBSERVATIONS
90117	M	0 MG/KG/DAY	NORMAL	21	8:13	P	NO SIGNIFICANT CLINICAL OBSERVATIONS
				28	9:30	P	NO SIGNIFICANT CLINICAL OBSERVATIONS
				35	8:07	P	NO SIGNIFICANT CLINICAL OBSERVATIONS
				42	11:07	P	NO SIGNIFICANT CLINICAL OBSERVATIONS
				49	13:02	P	NO SIGNIFICANT CLINICAL OBSERVATIONS
				56	6:44	P	NO SIGNIFICANT CLINICAL OBSERVATIONS
90117	M	0 MG/KG/DAY	DISPOSITION	56	8:55	P	RECOVERY NECROPSY (DAY 56)
90120	M	0 MG/KG/DAY	NORMAL	0	7:55	P	NO SIGNIFICANT CLINICAL OBSERVATIONS
				7	7:19	P	NO SIGNIFICANT CLINICAL OBSERVATIONS
				14	6:30	P	NO SIGNIFICANT CLINICAL OBSERVATIONS
				21	8:14	P	NO SIGNIFICANT CLINICAL OBSERVATIONS
				28	9:30	P	NO SIGNIFICANT CLINICAL OBSERVATIONS
				35	8:07	P	NO SIGNIFICANT CLINICAL OBSERVATIONS
				42	11:08	P	NO SIGNIFICANT CLINICAL OBSERVATIONS
				49	13:03	P	NO SIGNIFICANT CLINICAL OBSERVATIONS
				56	6:44	P	NO SIGNIFICANT CLINICAL OBSERVATIONS
90120	M	0 MG/KG/DAY	DISPOSITION	56	8:55	P	RECOVERY NECROPSY (DAY 56)
90123	M	0 MG/KG/DAY	NORMAL	0	7:56	P	NO SIGNIFICANT CLINICAL OBSERVATIONS
				7	7:20	P	NO SIGNIFICANT CLINICAL OBSERVATIONS
				14	6:30	P	NO SIGNIFICANT CLINICAL OBSERVATIONS
				21	8:15	P	NO SIGNIFICANT CLINICAL OBSERVATIONS
90123	M	0 MG/KG/DAY	DISPOSITION	28	8:38	P	PRIMARY NECROPSY (DAY 28)
90123	M	0 MG/KG/DAY	EYES/EARS/NOSE	28	6:41	P	DRIED RED MATERIAL AROUND LEFT EYE
				28	6:42	P	DRIED RED MATERIAL AROUND RIGHT EYE
90123	M	0 MG/KG/DAY	ORAL/DENTAL	28	6:42	P	UPPER INCISOR(S) MALALIGNED
90125	M	0 MG/KG/DAY	NORMAL	0	7:57	P	NO SIGNIFICANT CLINICAL OBSERVATIONS
				7	7:20	P	NO SIGNIFICANT CLINICAL OBSERVATIONS
				14	6:30	P	NO SIGNIFICANT CLINICAL OBSERVATIONS
				21	8:16	P	NO SIGNIFICANT CLINICAL OBSERVATIONS

GRADE CODE: 1 - SLIGHT 2 - MODERATE 3 - SEVERE P - PRESENT

TABLE A3 (DETAILED PHYSICAL EXAMINATIONS/DISPOSITIONS - MALES)
A 28-DAY ORAL STUDY OF H-28397 IN RATS WITH 28-DAY RECOVERY
INDIVIDUAL CLINICAL OBSERVATIONS

PROJECT NO.:WIL-189205M
SPONSOR:E.I. DUPONT
SPONSOR NO.:DUPONT-24447

STUDY DAYS: 0 THROUGH 56

ANIMAL	SEX	GROUP	CATEGORY	STUDY DAY	TIME	GRADE	OBSERVATIONS
90125	M	0 MG/KG/DAY	DISPOSITION	28	8:38	P	PRIMARY NECROPSY (DAY 28)
90125	M	0 MG/KG/DAY	EYES/EARS/NOSE	28	6:43	P	DRIED RED MATERIAL AROUND LEFT EYE
				28	6:43	P	DRIED RED MATERIAL AROUND RIGHT EYE
				28	6:43	P	DRIED RED MATERIAL AROUND NOSE
90125	M	0 MG/KG/DAY	ORAL/DENTAL	28	6:43	P	UPPER INCISOR(S) MALALIGNED
90129	M	0 MG/KG/DAY	NORMAL	0	7:59	P	NO SIGNIFICANT CLINICAL OBSERVATIONS
				7	7:20	P	NO SIGNIFICANT CLINICAL OBSERVATIONS
				14	6:31	P	NO SIGNIFICANT CLINICAL OBSERVATIONS
				21	8:16	P	NO SIGNIFICANT CLINICAL OBSERVATIONS
				35	8:08	P	NO SIGNIFICANT CLINICAL OBSERVATIONS
				42	11:09	P	NO SIGNIFICANT CLINICAL OBSERVATIONS
				49	13:03	P	NO SIGNIFICANT CLINICAL OBSERVATIONS
				56	6:44	P	NO SIGNIFICANT CLINICAL OBSERVATIONS
90129	M	0 MG/KG/DAY	DISPOSITION	56	8:55	P	RECOVERY NECROPSY (DAY 56)
90129	M	0 MG/KG/DAY	BODY/INTEGUMENT	28	9:31	P	HAIR LOSS FORELIMB(S)
90139	M	0 MG/KG/DAY	NORMAL	0	7:59	P	NO SIGNIFICANT CLINICAL OBSERVATIONS
				7	7:21	P	NO SIGNIFICANT CLINICAL OBSERVATIONS
				14	6:31	P	NO SIGNIFICANT CLINICAL OBSERVATIONS
				21	8:18	P	NO SIGNIFICANT CLINICAL OBSERVATIONS
				28	6:44	P	NO SIGNIFICANT CLINICAL OBSERVATIONS
90139	M	0 MG/KG/DAY	DISPOSITION	28	8:38	P	PRIMARY NECROPSY (DAY 28)
90140	M	0 MG/KG/DAY	NORMAL	0	8:00	P	NO SIGNIFICANT CLINICAL OBSERVATIONS
				7	7:21	P	NO SIGNIFICANT CLINICAL OBSERVATIONS
				14	6:31	P	NO SIGNIFICANT CLINICAL OBSERVATIONS
				21	8:18	P	NO SIGNIFICANT CLINICAL OBSERVATIONS
				28	9:31	P	NO SIGNIFICANT CLINICAL OBSERVATIONS
				35	8:09	P	NO SIGNIFICANT CLINICAL OBSERVATIONS
				42	11:09	P	NO SIGNIFICANT CLINICAL OBSERVATIONS
				49	13:04	P	NO SIGNIFICANT CLINICAL OBSERVATIONS

GRADE CODE: 1 - SLIGHT 2 - MODERATE 3 - SEVERE P - PRESENT

TABLE A3 (DETAILED PHYSICAL EXAMINATIONS/DISPOSITIONS - MALES)
A 28-DAY ORAL STUDY OF H-28397 IN RATS WITH 28-DAY RECOVERY

PROJECT NO.:WIL-189205M
SPONSOR:E.I. DUPONT
SPONSOR NO.:DUPONT-24447

PAGE 4

INDIVIDUAL CLINICAL OBSERVATIONS

STUDY DAYS: 0 THROUGH 56

ANIMAL	SEX	GROUP	CATEGORY	STUDY DAY	TIME	GRADE	OBSERVATIONS
90140	M	0 MG/KG/DAY	NORMAL	56	6:45	P	NO SIGNIFICANT CLINICAL OBSERVATIONS
90140	M	0 MG/KG/DAY	DISPOSITION	56	8:55	P	RECOVERY NECROPSY (DAY 56)
90145	M	0 MG/KG/DAY	NORMAL	0	8:01	P	NO SIGNIFICANT CLINICAL OBSERVATIONS
				7	7:22	P	NO SIGNIFICANT CLINICAL OBSERVATIONS
				14	6:31	P	NO SIGNIFICANT CLINICAL OBSERVATIONS
				21	8:19	P	NO SIGNIFICANT CLINICAL OBSERVATIONS
				28	6:45	P	NO SIGNIFICANT CLINICAL OBSERVATIONS
90145	M	0 MG/KG/DAY	DISPOSITION	28	8:39	P	PRIMARY NECROPSY (DAY 28)
90152	M	0 MG/KG/DAY	NORMAL	0	8:02	P	NO SIGNIFICANT CLINICAL OBSERVATIONS
				7	7:22	P	NO SIGNIFICANT CLINICAL OBSERVATIONS
				14	6:32	P	NO SIGNIFICANT CLINICAL OBSERVATIONS
				21	8:19	P	NO SIGNIFICANT CLINICAL OBSERVATIONS
				28	6:46	P	NO SIGNIFICANT CLINICAL OBSERVATIONS
90152	M	0 MG/KG/DAY	DISPOSITION	28	8:35	P	PRIMARY NECROPSY (DAY 28)
90153	M	0 MG/KG/DAY	NORMAL	0	8:03	P	NO SIGNIFICANT CLINICAL OBSERVATIONS
				7	7:23	P	NO SIGNIFICANT CLINICAL OBSERVATIONS
				14	6:32	P	NO SIGNIFICANT CLINICAL OBSERVATIONS
				21	8:20	P	NO SIGNIFICANT CLINICAL OBSERVATIONS
				28	9:31	P	NO SIGNIFICANT CLINICAL OBSERVATIONS
				35	8:10	P	NO SIGNIFICANT CLINICAL OBSERVATIONS
				42	11:11	P	NO SIGNIFICANT CLINICAL OBSERVATIONS
				49	13:05	P	NO SIGNIFICANT CLINICAL OBSERVATIONS
				56	6:45	P	NO SIGNIFICANT CLINICAL OBSERVATIONS
90153	M	0 MG/KG/DAY	DISPOSITION	56	8:55	P	RECOVERY NECROPSY (DAY 56)
90156	M	0 MG/KG/DAY	NORMAL	0	8:03	P	NO SIGNIFICANT CLINICAL OBSERVATIONS
				7	7:23	P	NO SIGNIFICANT CLINICAL OBSERVATIONS
				14	6:32	P	NO SIGNIFICANT CLINICAL OBSERVATIONS
				21	8:21	P	NO SIGNIFICANT CLINICAL OBSERVATIONS
				28	9:31	P	NO SIGNIFICANT CLINICAL OBSERVATIONS

GRADE CODE: 1 - SLIGHT 2 - MODERATE 3 - SEVERE P - PRESENT

TABLE A3 (DETAILED PHYSICAL EXAMINATIONS/DISPOSITIONS - MALES)
A 28-DAY ORAL STUDY OF H-28397 IN RATS WITH 28-DAY RECOVERY
INDIVIDUAL CLINICAL OBSERVATIONS

PROJECT NO.:WIL-189205M
SPONSOR:E.I. DUPONT
SPONSOR NO.:DUPONT-24447

STUDY DAYS: 0 THROUGH 56

ANIMAL	SEX	GROUP	CATEGORY	STUDY DAY	TIME	GRADE	OBSERVATIONS
90156	M	0 MG/KG/DAY	NORMAL	35	8:11	P	NO SIGNIFICANT CLINICAL OBSERVATIONS
				42	11:12	P	NO SIGNIFICANT CLINICAL OBSERVATIONS
				49	13:06	P	NO SIGNIFICANT CLINICAL OBSERVATIONS
				56	6:45	P	NO SIGNIFICANT CLINICAL OBSERVATIONS
90156	M	0 MG/KG/DAY	DISPOSITION	56	8:55	P	RECOVERY NECROPSY (DAY 56)
90158	M	0 MG/KG/DAY	NORMAL	0	8:05	P	NO SIGNIFICANT CLINICAL OBSERVATIONS
				7	7:24	P	NO SIGNIFICANT CLINICAL OBSERVATIONS
				14	6:32	P	NO SIGNIFICANT CLINICAL OBSERVATIONS
				21	8:21	P	NO SIGNIFICANT CLINICAL OBSERVATIONS
				28	9:31	P	NO SIGNIFICANT CLINICAL OBSERVATIONS
				35	8:11	P	NO SIGNIFICANT CLINICAL OBSERVATIONS
				49	13:06	P	NO SIGNIFICANT CLINICAL OBSERVATIONS
				56	6:45	P	NO SIGNIFICANT CLINICAL OBSERVATIONS
90158	M	0 MG/KG/DAY	DISPOSITION	56	8:55	P	RECOVERY NECROPSY (DAY 56)
90158	M	0 MG/KG/DAY	EYES/EARS/NOSE	42	11:13	P	DRIED RED MATERIAL AROUND NOSE
90159	M	0 MG/KG/DAY	NORMAL	0	8:05	P	NO SIGNIFICANT CLINICAL OBSERVATIONS
				7	7:24	P	NO SIGNIFICANT CLINICAL OBSERVATIONS
				14	6:33	P	NO SIGNIFICANT CLINICAL OBSERVATIONS
				21	8:22	P	NO SIGNIFICANT CLINICAL OBSERVATIONS
				28	6:48	P	NO SIGNIFICANT CLINICAL OBSERVATIONS
90159	M	0 MG/KG/DAY	DISPOSITION	28	8:36	P	PRIMARY NECROPSY (DAY 28)
90163	M	0 MG/KG/DAY	NORMAL	0	8:06	P	NO SIGNIFICANT CLINICAL OBSERVATIONS
				7	7:25	P	NO SIGNIFICANT CLINICAL OBSERVATIONS
				14	6:33	P	NO SIGNIFICANT CLINICAL OBSERVATIONS
				21	8:23	P	NO SIGNIFICANT CLINICAL OBSERVATIONS
90163	M	0 MG/KG/DAY	DISPOSITION	28	8:36	P	PRIMARY NECROPSY (DAY 28)
90163	M	0 MG/KG/DAY	EYES/EARS/NOSE	28	6:49	P	DRIED RED MATERIAL AROUND NOSE
90164	M	0 MG/KG/DAY	NORMAL	0	8:06	P	NO SIGNIFICANT CLINICAL OBSERVATIONS
				7	7:25	P	NO SIGNIFICANT CLINICAL OBSERVATIONS

GRADE CODE: 1 - SLIGHT 2 - MODERATE 3 - SEVERE P - PRESENT

TABLE A3 (DETAILED PHYSICAL EXAMINATIONS/DISPOSITIONS - MALES)
A 28-DAY ORAL STUDY OF H-28397 IN RATS WITH 28-DAY RECOVERY

PROJECT NO.:WIL-189205M
SPONSOR:E.I. DUPONT
SPONSOR NO.:DUPONT-24447

INDIVIDUAL CLINICAL OBSERVATIONS

STUDY DAYS: 0 THROUGH 56

ANIMAL	SEX	GROUP	CATEGORY	STUDY DAY	TIME	GRADE	OBSERVATIONS
90164	M	0 MG/KG/DAY	NORMAL	14	6:34	P	NO SIGNIFICANT CLINICAL OBSERVATIONS
				21	8:23	P	NO SIGNIFICANT CLINICAL OBSERVATIONS
				28	9:31	P	NO SIGNIFICANT CLINICAL OBSERVATIONS
				35	8:12	P	NO SIGNIFICANT CLINICAL OBSERVATIONS
				42	11:14	P	NO SIGNIFICANT CLINICAL OBSERVATIONS
				56	6:46	P	NO SIGNIFICANT CLINICAL OBSERVATIONS
90164	M	0 MG/KG/DAY	DISPOSITION	56	8:55	P	RECOVERY NECROPSY (DAY 56)
90164	M	0 MG/KG/DAY	EYES/EARS/NOSE	49	13:07	P	CLEAR DISCHARGE RIGHT EYE
90166	M	0 MG/KG/DAY	NORMAL	0	8:07	P	NO SIGNIFICANT CLINICAL OBSERVATIONS
				7	7:26	P	NO SIGNIFICANT CLINICAL OBSERVATIONS
				14	6:34	P	NO SIGNIFICANT CLINICAL OBSERVATIONS
				21	8:24	P	NO SIGNIFICANT CLINICAL OBSERVATIONS
				28	6:50	P	NO SIGNIFICANT CLINICAL OBSERVATIONS
90166	M	0 MG/KG/DAY	DISPOSITION	28	8:36	P	PRIMARY NECROPSY (DAY 28)
90173	M	0 MG/KG/DAY	NORMAL	0	8:08	P	NO SIGNIFICANT CLINICAL OBSERVATIONS
				7	7:26	P	NO SIGNIFICANT CLINICAL OBSERVATIONS
				14	6:35	P	NO SIGNIFICANT CLINICAL OBSERVATIONS
				21	8:24	P	NO SIGNIFICANT CLINICAL OBSERVATIONS
				28	6:51	P	NO SIGNIFICANT CLINICAL OBSERVATIONS
90173	M	0 MG/KG/DAY	DISPOSITION	28	8:37	P	PRIMARY NECROPSY (DAY 28)
90118	M	0.3 MG/KG/DAY	NORMAL	0	8:10	P	NO SIGNIFICANT CLINICAL OBSERVATIONS
				7	7:27	P	NO SIGNIFICANT CLINICAL OBSERVATIONS
				14	6:35	P	NO SIGNIFICANT CLINICAL OBSERVATIONS
				21	8:26	P	NO SIGNIFICANT CLINICAL OBSERVATIONS
				28	6:41	P	NO SIGNIFICANT CLINICAL OBSERVATIONS
90118	M	0.3 MG/KG/DAY	DISPOSITION	28	8:37	P	PRIMARY NECROPSY (DAY 28)
90124	M	0.3 MG/KG/DAY	NORMAL	0	8:10	P	NO SIGNIFICANT CLINICAL OBSERVATIONS
				7	7:28	P	NO SIGNIFICANT CLINICAL OBSERVATIONS
				14	6:35	P	NO SIGNIFICANT CLINICAL OBSERVATIONS

GRADE CODE: 1 - SLIGHT 2 - MODERATE 3 - SEVERE P - PRESENT

TABLE A3 (DETAILED PHYSICAL EXAMINATIONS/DISPOSITIONS - MALES)
A 28-DAY ORAL STUDY OF H-28397 IN RATS WITH 28-DAY RECOVERY

PROJECT NO.:WIL-189205M
SPONSOR:E.I. DUPONT
SPONSOR NO.:DUPONT-24447

INDIVIDUAL CLINICAL OBSERVATIONS

STUDY DAYS: 0 THROUGH 56

ANIMAL	SEX	GROUP	CATEGORY	STUDY DAY	TIME	GRADE	OBSERVATIONS
90124	M	0.3 MG/KG/DAY	NORMAL	21	8:27	P	NO SIGNIFICANT CLINICAL OBSERVATIONS
				28	6:42	P	NO SIGNIFICANT CLINICAL OBSERVATIONS
90124	M	0.3 MG/KG/DAY	DISPOSITION	28	8:38	P	PRIMARY NECROPSY (DAY 28)
90127	M	0.3 MG/KG/DAY	NORMAL	0	8:11	P	NO SIGNIFICANT CLINICAL OBSERVATIONS
				7	7:29	P	NO SIGNIFICANT CLINICAL OBSERVATIONS
				14	6:35	P	NO SIGNIFICANT CLINICAL OBSERVATIONS
				21	8:27	P	NO SIGNIFICANT CLINICAL OBSERVATIONS
				28	6:44	P	NO SIGNIFICANT CLINICAL OBSERVATIONS
90127	M	0.3 MG/KG/DAY	DISPOSITION	28	8:38	P	PRIMARY NECROPSY (DAY 28)
90134	M	0.3 MG/KG/DAY	NORMAL	0	8:12	P	NO SIGNIFICANT CLINICAL OBSERVATIONS
				7	7:29	P	NO SIGNIFICANT CLINICAL OBSERVATIONS
				14	6:36	P	NO SIGNIFICANT CLINICAL OBSERVATIONS
				21	8:28	P	NO SIGNIFICANT CLINICAL OBSERVATIONS
				28	6:45	P	NO SIGNIFICANT CLINICAL OBSERVATIONS
90134	M	0.3 MG/KG/DAY	DISPOSITION	28	8:38	P	PRIMARY NECROPSY (DAY 28)
90138	M	0.3 MG/KG/DAY	NORMAL	0	8:13	P	NO SIGNIFICANT CLINICAL OBSERVATIONS
				7	7:30	P	NO SIGNIFICANT CLINICAL OBSERVATIONS
				14	6:36	P	NO SIGNIFICANT CLINICAL OBSERVATIONS
				21	8:29	P	NO SIGNIFICANT CLINICAL OBSERVATIONS
				28	6:46	P	NO SIGNIFICANT CLINICAL OBSERVATIONS
90138	M	0.3 MG/KG/DAY	DISPOSITION	28	8:39	P	PRIMARY NECROPSY (DAY 28)
90144	M	0.3 MG/KG/DAY	NORMAL	0	8:13	P	NO SIGNIFICANT CLINICAL OBSERVATIONS
				7	7:31	P	NO SIGNIFICANT CLINICAL OBSERVATIONS
				14	6:36	P	NO SIGNIFICANT CLINICAL OBSERVATIONS
				21	8:29	P	NO SIGNIFICANT CLINICAL OBSERVATIONS
				28	6:47	P	NO SIGNIFICANT CLINICAL OBSERVATIONS
90144	M	0.3 MG/KG/DAY	DISPOSITION	28	8:35	P	PRIMARY NECROPSY (DAY 28)
90148	M	0.3 MG/KG/DAY	NORMAL	0	8:14	P	NO SIGNIFICANT CLINICAL OBSERVATIONS
				7	7:31	P	NO SIGNIFICANT CLINICAL OBSERVATIONS

GRADE CODE: 1 - SLIGHT 2 - MODERATE 3 - SEVERE P - PRESENT

TABLE A3 (DETAILED PHYSICAL EXAMINATIONS/DISPOSITIONS - MALES)
A 28-DAY ORAL STUDY OF H-28397 IN RATS WITH 28-DAY RECOVERY

PROJECT NO.:WIL-189205M
SPONSOR:E.I. DUPONT
SPONSOR NO.:DUPONT-24447

INDIVIDUAL CLINICAL OBSERVATIONS

STUDY DAYS: 0 THROUGH 56

ANIMAL	SEX	GROUP	CATEGORY	STUDY DAY	TIME	GRADE	OBSERVATIONS
90148	M	0.3 MG/KG/DAY	NORMAL	14	6:36	P	NO SIGNIFICANT CLINICAL OBSERVATIONS
				21	8:30	P	NO SIGNIFICANT CLINICAL OBSERVATIONS
				28	6:48	P	NO SIGNIFICANT CLINICAL OBSERVATIONS
90148	M	0.3 MG/KG/DAY	DISPOSITION	28	8:36	P	PRIMARY NECROPSY (DAY 28)
90151	M	0.3 MG/KG/DAY	NORMAL	0	8:15	P	NO SIGNIFICANT CLINICAL OBSERVATIONS
				7	7:31	P	NO SIGNIFICANT CLINICAL OBSERVATIONS
				14	6:37	P	NO SIGNIFICANT CLINICAL OBSERVATIONS
90151	M	0.3 MG/KG/DAY	DISPOSITION	28	8:36	P	PRIMARY NECROPSY (DAY 28)
90151	M	0.3 MG/KG/DAY	BODY/INTEGUMENT	21	8:31	P	HAIR LOSS FORELIMB(S)
				28	6:49	P	HAIR LOSS FORELIMB(S)
90157	M	0.3 MG/KG/DAY	NORMAL	0	8:16	P	NO SIGNIFICANT CLINICAL OBSERVATIONS
				7	7:32	P	NO SIGNIFICANT CLINICAL OBSERVATIONS
				14	6:37	P	NO SIGNIFICANT CLINICAL OBSERVATIONS
				21	8:32	P	NO SIGNIFICANT CLINICAL OBSERVATIONS
90157	M	0.3 MG/KG/DAY	DISPOSITION	28	8:36	P	PRIMARY NECROPSY (DAY 28)
90157	M	0.3 MG/KG/DAY	BODY/INTEGUMENT	28	6:50	P	HAIR LOSS FORELIMB(S)
90167	M	0.3 MG/KG/DAY	NORMAL	0	8:17	P	NO SIGNIFICANT CLINICAL OBSERVATIONS
				7	7:33	P	NO SIGNIFICANT CLINICAL OBSERVATIONS
				14	6:37	P	NO SIGNIFICANT CLINICAL OBSERVATIONS
				21	8:33	P	NO SIGNIFICANT CLINICAL OBSERVATIONS
				28	6:52	P	NO SIGNIFICANT CLINICAL OBSERVATIONS
90167	M	0.3 MG/KG/DAY	DISPOSITION	28	8:37	P	PRIMARY NECROPSY (DAY 28)
90110	M	3 MG/KG/DAY	NORMAL	0	8:18	P	NO SIGNIFICANT CLINICAL OBSERVATIONS
				7	7:34	P	NO SIGNIFICANT CLINICAL OBSERVATIONS
				14	6:38	P	NO SIGNIFICANT CLINICAL OBSERVATIONS
				21	8:33	P	NO SIGNIFICANT CLINICAL OBSERVATIONS
				28	6:41	P	NO SIGNIFICANT CLINICAL OBSERVATIONS
90110	M	3 MG/KG/DAY	DISPOSITION	28	8:38	P	PRIMARY NECROPSY (DAY 28)
90121	M	3 MG/KG/DAY	NORMAL	0	8:18	P	NO SIGNIFICANT CLINICAL OBSERVATIONS

GRADE CODE: 1 - SLIGHT 2 - MODERATE 3 - SEVERE P - PRESENT

TABLE A3 (DETAILED PHYSICAL EXAMINATIONS/DISPOSITIONS - MALES)
A 28-DAY ORAL STUDY OF H-28397 IN RATS WITH 28-DAY RECOVERY

PROJECT NO.:WIL-189205M
SPONSOR:E.I. DUPONT
SPONSOR NO.:DUPONT-24447

PAGE 9

INDIVIDUAL CLINICAL OBSERVATIONS

STUDY DAYS: 0 THROUGH 56

ANIMAL	SEX	GROUP	CATEGORY	STUDY DAY	TIME	GRADE	OBSERVATIONS
90121	M	3 MG/KG/DAY	NORMAL	7	7:34	P	NO SIGNIFICANT CLINICAL OBSERVATIONS
				14	6:38	P	NO SIGNIFICANT CLINICAL OBSERVATIONS
				21	8:36	P	NO SIGNIFICANT CLINICAL OBSERVATIONS
				28	6:42	P	NO SIGNIFICANT CLINICAL OBSERVATIONS
90121	M	3 MG/KG/DAY	DISPOSITION	28	8:38	P	PRIMARY NECROPSY (DAY 28)
90126	M	3 MG/KG/DAY	NORMAL	0	8:19	P	NO SIGNIFICANT CLINICAL OBSERVATIONS
				7	7:35	P	NO SIGNIFICANT CLINICAL OBSERVATIONS
				14	6:38	P	NO SIGNIFICANT CLINICAL OBSERVATIONS
				21	8:37	P	NO SIGNIFICANT CLINICAL OBSERVATIONS
				28	6:44	P	NO SIGNIFICANT CLINICAL OBSERVATIONS
90126	M	3 MG/KG/DAY	DISPOSITION	28	8:38	P	PRIMARY NECROPSY (DAY 28)
90128	M	3 MG/KG/DAY	NORMAL	0	8:19	P	NO SIGNIFICANT CLINICAL OBSERVATIONS
				7	7:35	P	NO SIGNIFICANT CLINICAL OBSERVATIONS
				14	6:38	P	NO SIGNIFICANT CLINICAL OBSERVATIONS
				21	8:37	P	NO SIGNIFICANT CLINICAL OBSERVATIONS
				28	6:45	P	NO SIGNIFICANT CLINICAL OBSERVATIONS
90128	M	3 MG/KG/DAY	DISPOSITION	28	8:38	P	PRIMARY NECROPSY (DAY 28)
90141	M	3 MG/KG/DAY	NORMAL	0	8:20	P	NO SIGNIFICANT CLINICAL OBSERVATIONS
				7	7:36	P	NO SIGNIFICANT CLINICAL OBSERVATIONS
				14	6:39	P	NO SIGNIFICANT CLINICAL OBSERVATIONS
				21	8:38	P	NO SIGNIFICANT CLINICAL OBSERVATIONS
				28	6:46	P	NO SIGNIFICANT CLINICAL OBSERVATIONS
90141	M	3 MG/KG/DAY	DISPOSITION	28	8:39	P	PRIMARY NECROPSY (DAY 28)
90146	M	3 MG/KG/DAY	NORMAL	0	8:21	P	NO SIGNIFICANT CLINICAL OBSERVATIONS
				7	7:36	P	NO SIGNIFICANT CLINICAL OBSERVATIONS
				14	6:39	P	NO SIGNIFICANT CLINICAL OBSERVATIONS
				21	8:39	P	NO SIGNIFICANT CLINICAL OBSERVATIONS
				28	6:47	P	NO SIGNIFICANT CLINICAL OBSERVATIONS
90146	M	3 MG/KG/DAY	DISPOSITION	28	8:35	P	PRIMARY NECROPSY (DAY 28)

GRADE CODE: 1 - SLIGHT 2 - MODERATE 3 - SEVERE P - PRESENT

TABLE A3 (DETAILED PHYSICAL EXAMINATIONS/DISPOSITIONS - MALES)
A 28-DAY ORAL STUDY OF H-28397 IN RATS WITH 28-DAY RECOVERY

PROJECT NO.:WIL-189205M
SPONSOR:E.I. DUPONT
SPONSOR NO.:DUPONT-24447

INDIVIDUAL CLINICAL OBSERVATIONS

STUDY DAYS: 0 THROUGH 56

ANIMAL	SEX	GROUP	CATEGORY	STUDY DAY	TIME	GRADE	OBSERVATIONS
90161	M	3 MG/KG/DAY	NORMAL	0	8:21	P	NO SIGNIFICANT CLINICAL OBSERVATIONS
				7	7:37	P	NO SIGNIFICANT CLINICAL OBSERVATIONS
				14	6:39	P	NO SIGNIFICANT CLINICAL OBSERVATIONS
90161	M	3 MG/KG/DAY	DISPOSITION	28	8:36	P	PRIMARY NECROPSY (DAY 28)
90161	M	3 MG/KG/DAY	BODY/INTEGUMENT	21	8:39	P	HAIR LOSS FORELIMB(S)
				28	6:48	P	HAIR LOSS FORELIMB(S)
90165	M	3 MG/KG/DAY	NORMAL	0	8:22	P	NO SIGNIFICANT CLINICAL OBSERVATIONS
				7	7:37	P	NO SIGNIFICANT CLINICAL OBSERVATIONS
				14	6:39	P	NO SIGNIFICANT CLINICAL OBSERVATIONS
				21	8:41	P	NO SIGNIFICANT CLINICAL OBSERVATIONS
90165	M	3 MG/KG/DAY	DISPOSITION	28	8:36	P	PRIMARY NECROPSY (DAY 28)
90165	M	3 MG/KG/DAY	BODY/INTEGUMENT	28	6:50	P	HAIR LOSS FORELIMB(S)
90170	M	3 MG/KG/DAY	NORMAL	0	8:22	P	NO SIGNIFICANT CLINICAL OBSERVATIONS
				7	7:38	P	NO SIGNIFICANT CLINICAL OBSERVATIONS
				14	6:40	P	NO SIGNIFICANT CLINICAL OBSERVATIONS
90170	M	3 MG/KG/DAY	DISPOSITION	28	8:37	P	PRIMARY NECROPSY (DAY 28)
90170	M	3 MG/KG/DAY	BODY/INTEGUMENT	21	8:42	P	HAIR LOSS FORELIMB(S)
				28	6:51	P	HAIR LOSS FORELIMB(S)
90174	M	3 MG/KG/DAY	NORMAL	0	8:23	P	NO SIGNIFICANT CLINICAL OBSERVATIONS
				7	7:38	P	NO SIGNIFICANT CLINICAL OBSERVATIONS
				14	6:40	P	NO SIGNIFICANT CLINICAL OBSERVATIONS
				21	8:43	P	NO SIGNIFICANT CLINICAL OBSERVATIONS
				28	6:52	P	NO SIGNIFICANT CLINICAL OBSERVATIONS
90174	M	3 MG/KG/DAY	DISPOSITION	28	8:37	P	PRIMARY NECROPSY (DAY 28)
90109	M	30 MG/KG/DAY	NORMAL	0	8:25	P	NO SIGNIFICANT CLINICAL OBSERVATIONS
				7	7:40	P	NO SIGNIFICANT CLINICAL OBSERVATIONS
				14	6:41	P	NO SIGNIFICANT CLINICAL OBSERVATIONS
				21	8:44	P	NO SIGNIFICANT CLINICAL OBSERVATIONS
				28	9:32	P	NO SIGNIFICANT CLINICAL OBSERVATIONS

GRADE CODE: 1 - SLIGHT 2 - MODERATE 3 - SEVERE P - PRESENT

TABLE A3 (DETAILED PHYSICAL EXAMINATIONS/DISPOSITIONS - MALES)
A 28-DAY ORAL STUDY OF H-28397 IN RATS WITH 28-DAY RECOVERY
INDIVIDUAL CLINICAL OBSERVATIONS

PROJECT NO.:WIL-189205M
SPONSOR:E.I. DUPONT
SPONSOR NO.:DUPONT-24447

STUDY DAYS: 0 THROUGH 56

ANIMAL	SEX	GROUP	CATEGORY	STUDY DAY	TIME	GRADE	OBSERVATIONS
90109	M	30 MG/KG/DAY	NORMAL	35	8:13	P	NO SIGNIFICANT CLINICAL OBSERVATIONS
				42	11:15	P	NO SIGNIFICANT CLINICAL OBSERVATIONS
				49	13:08	P	NO SIGNIFICANT CLINICAL OBSERVATIONS
				56	6:46	P	NO SIGNIFICANT CLINICAL OBSERVATIONS
90109	M	30 MG/KG/DAY	DISPOSITION	56	8:55	P	RECOVERY NECROPSY (DAY 56)
90111	M	30 MG/KG/DAY	NORMAL	0	8:25	P	NO SIGNIFICANT CLINICAL OBSERVATIONS
				7	7:40	P	NO SIGNIFICANT CLINICAL OBSERVATIONS
				14	6:41	P	NO SIGNIFICANT CLINICAL OBSERVATIONS
				21	8:45	P	NO SIGNIFICANT CLINICAL OBSERVATIONS
				28	9:32	P	NO SIGNIFICANT CLINICAL OBSERVATIONS
				35	8:14	P	NO SIGNIFICANT CLINICAL OBSERVATIONS
				42	11:16	P	NO SIGNIFICANT CLINICAL OBSERVATIONS
				49	13:09	P	NO SIGNIFICANT CLINICAL OBSERVATIONS
90111	M	30 MG/KG/DAY	DISPOSITION	56	8:55	P	RECOVERY NECROPSY (DAY 56)
90111	M	30 MG/KG/DAY	BODY/INTEG III	56	6:46	P	DRIED BROWN MATERIAL ANOGENITAL AREA
90112	M	30 MG/KG/DAY	NORMAL	0	8:26	P	NO SIGNIFICANT CLINICAL OBSERVATIONS
				7	7:41	P	NO SIGNIFICANT CLINICAL OBSERVATIONS
				14	6:41	P	NO SIGNIFICANT CLINICAL OBSERVATIONS
				21	8:46	P	NO SIGNIFICANT CLINICAL OBSERVATIONS
				28	9:32	P	NO SIGNIFICANT CLINICAL OBSERVATIONS
				35	8:15	P	NO SIGNIFICANT CLINICAL OBSERVATIONS
				42	11:17	P	NO SIGNIFICANT CLINICAL OBSERVATIONS
				49	13:09	P	NO SIGNIFICANT CLINICAL OBSERVATIONS
				56	6:47	P	NO SIGNIFICANT CLINICAL OBSERVATIONS
90112	M	30 MG/KG/DAY	DISPOSITION	56	8:55	P	RECOVERY NECROPSY (DAY 56)
90114	M	30 MG/KG/DAY	NORMAL	0	8:27	P	NO SIGNIFICANT CLINICAL OBSERVATIONS
				7	7:41	P	NO SIGNIFICANT CLINICAL OBSERVATIONS
				14	6:42	P	NO SIGNIFICANT CLINICAL OBSERVATIONS
				21	8:46	P	NO SIGNIFICANT CLINICAL OBSERVATIONS

GRADE CODE: 1 - SLIGHT 2 - MODERATE 3 - SEVERE P - PRESENT

TABLE A3 (DETAILED PHYSICAL EXAMINATIONS/DISPOSITIONS - MALES)
A 28-DAY ORAL STUDY OF H-28397 IN RATS WITH 28-DAY RECOVERY

PROJECT NO.:WIL-189205M
SPONSOR:E.I. DUPONT
SPONSOR NO.:DUPONT-24447

PAGE 12

INDIVIDUAL CLINICAL OBSERVATIONS

STUDY DAYS: 0 THROUGH 56

ANIMAL	SEX	GROUP	CATEGORY	STUDY DAY	TIME	GRADE	OBSERVATIONS
90114	M	30 MG/KG/DAY	NORMAL	28	9:32	P	NO SIGNIFICANT CLINICAL OBSERVATIONS
				35	8:16	P	NO SIGNIFICANT CLINICAL OBSERVATIONS
				42	11:18	P	NO SIGNIFICANT CLINICAL OBSERVATIONS
				49	13:10	P	NO SIGNIFICANT CLINICAL OBSERVATIONS
				56	6:47	P	NO SIGNIFICANT CLINICAL OBSERVATIONS
90114	M	30 MG/KG/DAY	DISPOSITION	56	8:55	P	RECOVERY NECROPSY (DAY 56)
90115	M	30 MG/KG/DAY	NORMAL	0	8:27	P	NO SIGNIFICANT CLINICAL OBSERVATIONS
				7	7:42	P	NO SIGNIFICANT CLINICAL OBSERVATIONS
				14	6:42	P	NO SIGNIFICANT CLINICAL OBSERVATIONS
				21	8:47	P	NO SIGNIFICANT CLINICAL OBSERVATIONS
				28	9:33	P	NO SIGNIFICANT CLINICAL OBSERVATIONS
				35	8:17	P	NO SIGNIFICANT CLINICAL OBSERVATIONS
				42	11:19	P	NO SIGNIFICANT CLINICAL OBSERVATIONS
				49	13:11	P	NO SIGNIFICANT CLINICAL OBSERVATIONS
				56	6:47	P	NO SIGNIFICANT CLINICAL OBSERVATIONS
90115	M	30 MG/KG/DAY	DISPOSITION	56	8:55	P	RECOVERY NECROPSY (DAY 56)
90119	M	30 MG/KG/DAY	NORMAL	0	8:28	P	NO SIGNIFICANT CLINICAL OBSERVATIONS
				7	7:42	P	NO SIGNIFICANT CLINICAL OBSERVATIONS
				14	6:42	P	NO SIGNIFICANT CLINICAL OBSERVATIONS
				28	6:41	P	NO SIGNIFICANT CLINICAL OBSERVATIONS
90119	M	30 MG/KG/DAY	DISPOSITION	28	8:38	P	PRIMARY NECROPSY (DAY 28)
90119	M	30 MG/KG/DAY	EXCRETA	21	8:48	P	RED PENILE DISCHARGE
90130	M	30 MG/KG/DAY	NORMAL	0	8:29	P	NO SIGNIFICANT CLINICAL OBSERVATIONS
				7	7:42	P	NO SIGNIFICANT CLINICAL OBSERVATIONS
				14	6:42	P	NO SIGNIFICANT CLINICAL OBSERVATIONS
				21	8:49	P	NO SIGNIFICANT CLINICAL OBSERVATIONS
				28	6:43	P	NO SIGNIFICANT CLINICAL OBSERVATIONS
90130	M	30 MG/KG/DAY	DISPOSITION	28	8:38	P	PRIMARY NECROPSY (DAY 28)
90131	M	30 MG/KG/DAY	NORMAL	0	8:29	P	NO SIGNIFICANT CLINICAL OBSERVATIONS

GRADE CODE: 1 - SLIGHT 2 - MODERATE 3 - SEVERE P - PRESENT

TABLE A3 (DETAILED PHYSICAL EXAMINATIONS/DISPOSITIONS - MALES)
A 28-DAY ORAL STUDY OF H-28397 IN RATS WITH 28-DAY RECOVERY

PROJECT NO.:WIL-189205M
SPONSOR:E.I. DUPONT
SPONSOR NO.:DUPONT-24447

INDIVIDUAL CLINICAL OBSERVATIONS

STUDY DAYS: 0 THROUGH 56

ANIMAL	SEX	GROUP	CATEGORY	STUDY DAY	TIME	GRADE	OBSERVATIONS
90131	M	30 MG/KG/DAY	NORMAL	7	7:43	P	NO SIGNIFICANT CLINICAL OBSERVATIONS
				14	6:42	P	NO SIGNIFICANT CLINICAL OBSERVATIONS
				21	8:49	P	NO SIGNIFICANT CLINICAL OBSERVATIONS
				28	6:44	P	NO SIGNIFICANT CLINICAL OBSERVATIONS
90131	M	30 MG/KG/DAY	DISPOSITION	28	8:38	P	PRIMARY NECROPSY (DAY 28)
90132	M	30 MG/KG/DAY	NORMAL	0	8:30	P	NO SIGNIFICANT CLINICAL OBSERVATIONS
				7	7:43	P	NO SIGNIFICANT CLINICAL OBSERVATIONS
				14	6:43	P	NO SIGNIFICANT CLINICAL OBSERVATIONS
				21	8:50	P	NO SIGNIFICANT CLINICAL OBSERVATIONS
				28	6:45	P	NO SIGNIFICANT CLINICAL OBSERVATIONS
90132	M	30 MG/KG/DAY	DISPOSITION	28	8:39	P	PRIMARY NECROPSY (DAY 28)
90133	M	30 MG/KG/DAY	NORMAL	0	8:30	P	NO SIGNIFICANT CLINICAL OBSERVATIONS
				7	7:44	P	NO SIGNIFICANT CLINICAL OBSERVATIONS
				14	6:43	P	NO SIGNIFICANT CLINICAL OBSERVATIONS
				21	8:51	P	NO SIGNIFICANT CLINICAL OBSERVATIONS
				28	9:33	P	NO SIGNIFICANT CLINICAL OBSERVATIONS
				35	8:18	P	NO SIGNIFICANT CLINICAL OBSERVATIONS
				42	11:20	P	NO SIGNIFICANT CLINICAL OBSERVATIONS
				49	13:11	P	NO SIGNIFICANT CLINICAL OBSERVATIONS
				56	6:48	P	NO SIGNIFICANT CLINICAL OBSERVATIONS
90133	M	30 MG/KG/DAY	DISPOSITION	56	8:55	P	RECOVERY NECROPSY (DAY 56)
90135	M	30 MG/KG/DAY	NORMAL	0	8:31	P	NO SIGNIFICANT CLINICAL OBSERVATIONS
				7	7:44	P	NO SIGNIFICANT CLINICAL OBSERVATIONS
				14	6:43	P	NO SIGNIFICANT CLINICAL OBSERVATIONS
				21	8:51	P	NO SIGNIFICANT CLINICAL OBSERVATIONS
				28	6:46	P	NO SIGNIFICANT CLINICAL OBSERVATIONS
90135	M	30 MG/KG/DAY	DISPOSITION	28	8:39	P	PRIMARY NECROPSY (DAY 28)
90136	M	30 MG/KG/DAY	NORMAL	0	8:31	P	NO SIGNIFICANT CLINICAL OBSERVATIONS
				7	7:45	P	NO SIGNIFICANT CLINICAL OBSERVATIONS

GRADE CODE: 1 - SLIGHT 2 - MODERATE 3 - SEVERE P - PRESENT

TABLE A3 (DETAILED PHYSICAL EXAMINATIONS/DISPOSITIONS - MALES)
A 28-DAY ORAL STUDY OF H-28397 IN RATS WITH 28-DAY RECOVERY

PROJECT NO.:WIL-189205M
SPONSOR:E.I. DUPONT
SPONSOR NO.:DUPONT-24447

INDIVIDUAL CLINICAL OBSERVATIONS

STUDY DAYS: 0 THROUGH 56

ANIMAL	SEX	GROUP	CATEGORY	STUDY DAY	TIME	GRADE	OBSERVATIONS
90136	M	30 MG/KG/DAY	NORMAL	14	6:43	P	NO SIGNIFICANT CLINICAL OBSERVATIONS
				21	8:52	P	NO SIGNIFICANT CLINICAL OBSERVATIONS
90136	M	30 MG/KG/DAY	DISPOSITION	28	8:35	P	PRIMARY NECROPSY (DAY 28)
90136	M	30 MG/KG/DAY	BODY/INTEGUMENT	28	6:47	P	HAIR LOSS FORELIMB(S)
90142	M	30 MG/KG/DAY	NORMAL	0	8:32	P	NO SIGNIFICANT CLINICAL OBSERVATIONS
				7	7:46	P	NO SIGNIFICANT CLINICAL OBSERVATIONS
				14	6:44	P	NO SIGNIFICANT CLINICAL OBSERVATIONS
				21	8:53	P	NO SIGNIFICANT CLINICAL OBSERVATIONS
				28	6:48	P	NO SIGNIFICANT CLINICAL OBSERVATIONS
90142	M	30 MG/KG/DAY	DISPOSITION	28	8:36	P	PRIMARY NECROPSY (DAY 28)
90143	M	30 MG/KG/DAY	NORMAL	0	8:33	P	NO SIGNIFICANT CLINICAL OBSERVATIONS
				7	7:46	P	NO SIGNIFICANT CLINICAL OBSERVATIONS
				14	6:44	P	NO SIGNIFICANT CLINICAL OBSERVATIONS
				21	8:54	P	NO SIGNIFICANT CLINICAL OBSERVATIONS
90143	M	30 MG/KG/DAY	DISPOSITION	28	8:36	P	PRIMARY NECROPSY (DAY 28)
90143	M	30 MG/KG/DAY	BODY/INTEGUMENT	28	6:50	P	HAIR LOSS FORELIMB(S)
90149	M	30 MG/KG/DAY	NORMAL	0	8:33	P	NO SIGNIFICANT CLINICAL OBSERVATIONS
				7	7:47	P	NO SIGNIFICANT CLINICAL OBSERVATIONS
				14	6:45	P	NO SIGNIFICANT CLINICAL OBSERVATIONS
				21	8:55	P	NO SIGNIFICANT CLINICAL OBSERVATIONS
				28	9:33	P	NO SIGNIFICANT CLINICAL OBSERVATIONS
				35	8:19	P	NO SIGNIFICANT CLINICAL OBSERVATIONS
				42	11:21	P	NO SIGNIFICANT CLINICAL OBSERVATIONS
				49	13:12	P	NO SIGNIFICANT CLINICAL OBSERVATIONS
				56	6:48	P	NO SIGNIFICANT CLINICAL OBSERVATIONS
90149	M	30 MG/KG/DAY	DISPOSITION	56	8:55	P	RECOVERY NECROPSY (DAY 56)
90160	M	30 MG/KG/DAY	NORMAL	0	8:35	P	NO SIGNIFICANT CLINICAL OBSERVATIONS
				7	7:47	P	NO SIGNIFICANT CLINICAL OBSERVATIONS
				14	6:45	P	NO SIGNIFICANT CLINICAL OBSERVATIONS

GRADE CODE: 1 - SLIGHT 2 - MODERATE 3 - SEVERE P - PRESENT

TABLE A3 (DETAILED PHYSICAL EXAMINATIONS/DISPOSITIONS - MALES)
A 28-DAY ORAL STUDY OF H-28397 IN RATS WITH 28-DAY RECOVERY

PROJECT NO.:WIL-189205M
SPONSOR:E.I. DUPONT
SPONSOR NO.:DUPONT-24447

PAGE 15

INDIVIDUAL CLINICAL OBSERVATIONS

STUDY DAYS: 0 THROUGH 56

ANIMAL	SEX	GROUP	CATEGORY	STUDY DAY	TIME	GRADE	OBSERVATIONS
90160	M	30 MG/KG/DAY	NORMAL	21	8:55	P	NO SIGNIFICANT CLINICAL OBSERVATIONS
				28	9:33	P	NO SIGNIFICANT CLINICAL OBSERVATIONS
				35	8:19	P	NO SIGNIFICANT CLINICAL OBSERVATIONS
				42	11:22	P	NO SIGNIFICANT CLINICAL OBSERVATIONS
				49	13:13	P	NO SIGNIFICANT CLINICAL OBSERVATIONS
				56	6:48	P	NO SIGNIFICANT CLINICAL OBSERVATIONS
90160	M	30 MG/KG/DAY	DISPOSITION	56	8:55	P	RECOVERY NECROPSY (DAY 56)
90162	M	30 MG/KG/DAY	NORMAL	0	8:38	P	NO SIGNIFICANT CLINICAL OBSERVATIONS
				7	7:48	P	NO SIGNIFICANT CLINICAL OBSERVATIONS
				14	6:45	P	NO SIGNIFICANT CLINICAL OBSERVATIONS
				21	8:56	P	NO SIGNIFICANT CLINICAL OBSERVATIONS
				28	6:51	P	NO SIGNIFICANT CLINICAL OBSERVATIONS
90162	M	30 MG/KG/DAY	DISPOSITION	28	8:37	P	PRIMARY NECROPSY (DAY 28)
90168	M	30 MG/KG/DAY	NORMAL	0	8:39	P	NO SIGNIFICANT CLINICAL OBSERVATIONS
				28	9:33	P	NO SIGNIFICANT CLINICAL OBSERVATIONS
				35	8:20	P	NO SIGNIFICANT CLINICAL OBSERVATIONS
				42	11:23	P	NO SIGNIFICANT CLINICAL OBSERVATIONS
				49	13:14	P	NO SIGNIFICANT CLINICAL OBSERVATIONS
				56	6:49	P	NO SIGNIFICANT CLINICAL OBSERVATIONS
90168	M	30 MG/KG/DAY	DISPOSITION	56	8:55	P	RECOVERY NECROPSY (DAY 56)
90168	M	30 MG/KG/DAY	BODY/INTEGUMENT	7	7:49	P	MOIST ALOPECIA VENTRAL NECK
				14	6:45	P	MOIST ALOPECIA VENTRAL NECK
				21	8:58	P	MOIST ALOPECIA VENTRAL NECK
90171	M	30 MG/KG/DAY	NORMAL	0	8:40	P	NO SIGNIFICANT CLINICAL OBSERVATIONS
				7	7:50	P	NO SIGNIFICANT CLINICAL OBSERVATIONS
				14	6:46	P	NO SIGNIFICANT CLINICAL OBSERVATIONS
				21	8:58	P	NO SIGNIFICANT CLINICAL OBSERVATIONS
				28	6:52	P	NO SIGNIFICANT CLINICAL OBSERVATIONS
90171	M	30 MG/KG/DAY	DISPOSITION	28	8:37	P	PRIMARY NECROPSY (DAY 28)

GRADE CODE: 1 - SLIGHT 2 - MODERATE 3 - SEVERE P - PRESENT

TABLE A3 (DETAILED PHYSICAL EXAMINATIONS/DISPOSITIONS - MALES)
A 28-DAY ORAL STUDY OF H-28397 IN RATS WITH 28-DAY RECOVERY

PROJECT NO.:WIL-189205M
SPONSOR:E.I. DUPONT
SPONSOR NO.:DUPONT-24447

INDIVIDUAL CLINICAL OBSERVATIONS

STUDY DAYS: 0 THROUGH 56

ANIMAL	SEX	GROUP	CATEGORY	STUDY DAY	TIME	GRADE	OBSERVATIONS
90172	M	30 MG/KG/DAY	NORMAL	0	8:40	P	NO SIGNIFICANT CLINICAL OBSERVATIONS
				7	7:50	P	NO SIGNIFICANT CLINICAL OBSERVATIONS
				14	6:46	P	NO SIGNIFICANT CLINICAL OBSERVATIONS
				21	8:59	P	NO SIGNIFICANT CLINICAL OBSERVATIONS
				28	9:33	P	NO SIGNIFICANT CLINICAL OBSERVATIONS
				35	8:21	P	NO SIGNIFICANT CLINICAL OBSERVATIONS
				42	11:24	P	NO SIGNIFICANT CLINICAL OBSERVATIONS
				49	13:14	P	NO SIGNIFICANT CLINICAL OBSERVATIONS
				56	6:49	P	NO SIGNIFICANT CLINICAL OBSERVATIONS
90172	M	30 MG/KG/DAY	DISPOSITION	56	8:55	P	RECOVERY NECROPSY (DAY 56)

GRADE CODE: 1 - SLIGHT 2 - MODERATE 3 - SEVERE P - PRESENT

PCRDv4.11
04/15/2008

TABLE A4 (DETAILED PHYSICAL EXAMINATIONS/DISPOSITIONS - FEMALES)
A 28-DAY ORAL STUDY OF H-28397 IN RATS WITH 28-DAY RECOVERY

PROJECT NO.:WIL-189205F
SPONSOR:E.I. DUPONT
SPONSOR NO.:DUPONT-24447

INDIVIDUAL CLINICAL OBSERVATIONS

STUDY DAYS: 0 THROUGH 56

ANIMAL	SEX	GROUP	CATEGORY	STUDY DAY	TIME	GRADE	OBSERVATIONS
90175	F	0 MG/KG/DAY	NORMAL	0	7:37	P	NO SIGNIFICANT CLINICAL OBSERVATIONS
				7	8:36	P	NO SIGNIFICANT CLINICAL OBSERVATIONS
				14	6:29	P	NO SIGNIFICANT CLINICAL OBSERVATIONS
				21	6:53	P	NO SIGNIFICANT CLINICAL OBSERVATIONS
				28	6:31	P	NO SIGNIFICANT CLINICAL OBSERVATIONS
90175	F	0 MG/KG/DAY	DISPOSITION	28	8:31	P	PRIMARY NECROPSY (DAY 28)
90177	F	0 MG/KG/DAY	DISPOSITION	28	8:31	P	PRIMARY NECROPSY (DAY 28)
90177	F	0 MG/KG/DAY	BODY/INTEGUMENT	7	8:37	P	HAIR LOSS FACIAL AREA
90177	F	0 MG/KG/DAY	EYES/EARS/NOSE	0	7:37	P	DRIED RED MATERIAL AROUND RIGHT EYE
				7	8:37	P	RED DISCHARGE RIGHT EYE
				7	8:37	P	DRIED RED MATERIAL AROUND RIGHT EYE
				14	6:29	P	RED DISCHARGE RIGHT EYE
				14	6:29	P	DRIED RED MATERIAL AROUND RIGHT EYE
				21	6:54	P	RED DISCHARGE RIGHT EYE
				21	6:54	P	DRIED RED MATERIAL AROUND RIGHT EYE
				28	6:31	P	CLEAR DISCHARGE RIGHT EYE
				28	6:31	P	DRIED RED MATERIAL AROUND RIGHT EYE
90177	F	0 MG/KG/DAY	ORAL/DENTAL	0	7:37	P	UPPER INCISOR(S) MALALIGNED
				7	8:37	P	UPPER INCISOR(S) MALALIGNED
				7	8:37	P	LOWER INCISOR(S) LONG, TRIMMED
				14	6:29	P	UPPER INCISOR(S) MALALIGNED
				14	6:29	P	LOWER INCISOR(S) LONG, TRIMMED
				21	6:54	P	UPPER INCISOR(S) BROKEN
				21	6:54	P	UPPER INCISOR(S) MALALIGNED
				28	6:32	P	UPPER INCISOR(S) BROKEN
90179	F	0 MG/KG/DAY	NORMAL	0	7:38	P	NO SIGNIFICANT CLINICAL OBSERVATIONS
				7	8:38	P	NO SIGNIFICANT CLINICAL OBSERVATIONS
				14	6:30	P	NO SIGNIFICANT CLINICAL OBSERVATIONS
				21	6:54	P	NO SIGNIFICANT CLINICAL OBSERVATIONS

GRADE CODE: 1 - SLIGHT 2 - MODERATE 3 - SEVERE P - PRESENT

TABLE A4 (DETAILED PHYSICAL EXAMINATIONS/DISPOSITIONS - FEMALES)
A 28-DAY ORAL STUDY OF H-28397 IN RATS WITH 28-DAY RECOVERY

PROJECT NO.:WIL-189205F
SPONSOR:E.I. DUPONT
SPONSOR NO.:DUPONT-24447

PAGE 2

INDIVIDUAL CLINICAL OBSERVATIONS

STUDY DAYS: 0 THROUGH 56

ANIMAL	SEX	GROUP	CATEGORY	STUDY DAY	TIME	GRADE	OBSERVATIONS
90179	F	0 MG/KG/DAY	NORMAL	28	6:45	P	NO SIGNIFICANT CLINICAL OBSERVATIONS
				35	8:24	P	NO SIGNIFICANT CLINICAL OBSERVATIONS
				42	7:56	P	NO SIGNIFICANT CLINICAL OBSERVATIONS
				49	8:00	P	NO SIGNIFICANT CLINICAL OBSERVATIONS
				56	6:59	P	NO SIGNIFICANT CLINICAL OBSERVATIONS
90179	F	0 MG/KG/DAY	DISPOSITION	56	8:43	P	RECOVERY NECROPSY (DAY 56)
90185	F	0 MG/KG/DAY	NORMAL	0	7:38	P	NO SIGNIFICANT CLINICAL OBSERVATIONS
				7	8:38	P	NO SIGNIFICANT CLINICAL OBSERVATIONS
				14	6:30	P	NO SIGNIFICANT CLINICAL OBSERVATIONS
				28	6:45	P	NO SIGNIFICANT CLINICAL OBSERVATIONS
				35	8:25	P	NO SIGNIFICANT CLINICAL OBSERVATIONS
				42	7:56	P	NO SIGNIFICANT CLINICAL OBSERVATIONS
				49	8:01	P	NO SIGNIFICANT CLINICAL OBSERVATIONS
				56	6:59	P	NO SIGNIFICANT CLINICAL OBSERVATIONS
90185	F	0 MG/KG/DAY	DISPOSITION	56	8:44	P	RECOVERY NECROPSY (DAY 56)
90185	F	0 MG/KG/DAY	BODY/INTEGUMENT	21	6:55	P	HAIR LOSS FORELIMB(S)
90192	F	0 MG/KG/DAY	NORMAL	0	7:39	P	NO SIGNIFICANT CLINICAL OBSERVATIONS
				7	8:39	P	NO SIGNIFICANT CLINICAL OBSERVATIONS
				14	6:31	P	NO SIGNIFICANT CLINICAL OBSERVATIONS
				21	6:56	P	NO SIGNIFICANT CLINICAL OBSERVATIONS
				28	6:32	P	NO SIGNIFICANT CLINICAL OBSERVATIONS
90192	F	0 MG/KG/DAY	DISPOSITION	28	8:31	P	PRIMARY NECROPSY (DAY 28)
90194	F	0 MG/KG/DAY	NORMAL	0	7:39	P	NO SIGNIFICANT CLINICAL OBSERVATIONS
				7	8:39	P	NO SIGNIFICANT CLINICAL OBSERVATIONS
				14	6:31	P	NO SIGNIFICANT CLINICAL OBSERVATIONS
				21	6:56	P	NO SIGNIFICANT CLINICAL OBSERVATIONS
				28	6:45	P	NO SIGNIFICANT CLINICAL OBSERVATIONS
				35	8:25	P	NO SIGNIFICANT CLINICAL OBSERVATIONS
				42	7:57	P	NO SIGNIFICANT CLINICAL OBSERVATIONS

GRADE CODE: 1 - SLIGHT 2 - MODERATE 3 - SEVERE P - PRESENT

TABLE A4 (DETAILED PHYSICAL EXAMINATIONS/DISPOSITIONS - FEMALES)
A 28-DAY ORAL STUDY OF H-28397 IN RATS WITH 28-DAY RECOVERY

PROJECT NO.:WIL-189205F
SPONSOR:E.I. DUPONT
SPONSOR NO.:DUPONT-24447

INDIVIDUAL CLINICAL OBSERVATIONS

STUDY DAYS: 0 THROUGH 56

ANIMAL	SEX	GROUP	CATEGORY	STUDY DAY	TIME	GRADE	OBSERVATIONS
90194	F	0 MG/KG/DAY	NORMAL	49	8:02	P	NO SIGNIFICANT CLINICAL OBSERVATIONS
				56	7:00	P	NO SIGNIFICANT CLINICAL OBSERVATIONS
90194	F	0 MG/KG/DAY	DISPOSITION	56	8:44	P	RECOVERY NECROPSY (DAY 56)
90196	F	0 MG/KG/DAY	NORMAL	0	7:40	P	NO SIGNIFICANT CLINICAL OBSERVATIONS
				7	8:40	P	NO SIGNIFICANT CLINICAL OBSERVATIONS
				14	6:32	P	NO SIGNIFICANT CLINICAL OBSERVATIONS
				21	6:57	P	NO SIGNIFICANT CLINICAL OBSERVATIONS
				28	6:46	P	NO SIGNIFICANT CLINICAL OBSERVATIONS
				35	8:26	P	NO SIGNIFICANT CLINICAL OBSERVATIONS
				42	7:57	P	NO SIGNIFICANT CLINICAL OBSERVATIONS
				49	8:04	P	NO SIGNIFICANT CLINICAL OBSERVATIONS
				56	7:00	P	NO SIGNIFICANT CLINICAL OBSERVATIONS
90196	F	0 MG/KG/DAY	DISPOSITION	56	8:44	P	RECOVERY NECROPSY (DAY 56)
90197	F	0 MG/KG/DAY	NORMAL	0	7:40	P	NO SIGNIFICANT CLINICAL OBSERVATIONS
				7	8:40	P	NO SIGNIFICANT CLINICAL OBSERVATIONS
				14	6:32	P	NO SIGNIFICANT CLINICAL OBSERVATIONS
				21	6:57	P	NO SIGNIFICANT CLINICAL OBSERVATIONS
				28	6:46	P	NO SIGNIFICANT CLINICAL OBSERVATIONS
				35	8:26	P	NO SIGNIFICANT CLINICAL OBSERVATIONS
				42	7:57	P	NO SIGNIFICANT CLINICAL OBSERVATIONS
				49	8:05	P	NO SIGNIFICANT CLINICAL OBSERVATIONS
				56	7:01	P	NO SIGNIFICANT CLINICAL OBSERVATIONS
90197	F	0 MG/KG/DAY	DISPOSITION	56	8:44	P	RECOVERY NECROPSY (DAY 56)
90198	F	0 MG/KG/DAY	NORMAL	0	7:41	P	NO SIGNIFICANT CLINICAL OBSERVATIONS
				7	8:40	P	NO SIGNIFICANT CLINICAL OBSERVATIONS
				14	6:33	P	NO SIGNIFICANT CLINICAL OBSERVATIONS
				21	6:58	P	NO SIGNIFICANT CLINICAL OBSERVATIONS
				28	6:46	P	NO SIGNIFICANT CLINICAL OBSERVATIONS
				35	8:27	P	NO SIGNIFICANT CLINICAL OBSERVATIONS

GRADE CODE: 1 - SLIGHT 2 - MODERATE 3 - SEVERE P - PRESENT

TABLE A4 (DETAILED PHYSICAL EXAMINATIONS/DISPOSITIONS - FEMALES)

PROJECT NO.:WIL-189205F
SPONSOR:E.I. DUPONT
SPONSOR NO.:DUPONT-24447

A 28-DAY ORAL STUDY OF H-28397 IN RATS WITH 28-DAY RECOVERY

PAGE 4

INDIVIDUAL CLINICAL OBSERVATIONS

STUDY DAYS: 0 THROUGH 56

ANIMAL	SEX	GROUP	CATEGORY	STUDY DAY	TIME	GRADE	OBSERVATIONS
90198	F	0 MG/KG/DAY	NORMAL	42	7:58	P	NO SIGNIFICANT CLINICAL OBSERVATIONS
				49	8:06	P	NO SIGNIFICANT CLINICAL OBSERVATIONS
				56	7:01	P	NO SIGNIFICANT CLINICAL OBSERVATIONS
90198	F	0 MG/KG/DAY	DISPOSITION	56	8:44	P	RECOVERY NECROPSY (DAY 56)
90203	F	0 MG/KG/DAY	NORMAL	0	7:41	P	NO SIGNIFICANT CLINICAL OBSERVATIONS
				7	8:41	P	NO SIGNIFICANT CLINICAL OBSERVATIONS
				14	6:33	P	NO SIGNIFICANT CLINICAL OBSERVATIONS
				21	6:58	P	NO SIGNIFICANT CLINICAL OBSERVATIONS
				28	6:47	P	NO SIGNIFICANT CLINICAL OBSERVATIONS
				35	8:27	P	NO SIGNIFICANT CLINICAL OBSERVATIONS
				42	7:58	P	NO SIGNIFICANT CLINICAL OBSERVATIONS
				49	8:07	P	NO SIGNIFICANT CLINICAL OBSERVATIONS
				56	7:02	P	NO SIGNIFICANT CLINICAL OBSERVATIONS
90203	F	0 MG/KG/DAY	DISPOSITION	56	8:44	P	RECOVERY NECROPSY (DAY 56)
90204	F	0 MG/KG/DAY	NORMAL	0	7:42	P	NO SIGNIFICANT CLINICAL OBSERVATIONS
				7	8:41	P	NO SIGNIFICANT CLINICAL OBSERVATIONS
				14	6:33	P	NO SIGNIFICANT CLINICAL OBSERVATIONS
				28	6:33	P	NO SIGNIFICANT CLINICAL OBSERVATIONS
90204	F	0 MG/KG/DAY	DISPOSITION	28	8:32	P	PRIMARY NECROPSY (DAY 28)
90204	F	0 MG/KG/DAY	BODY/INTEGUMENT	21	6:59	P	HAIR LOSS FORELIMB(S)
90209	F	0 MG/KG/DAY	NORMAL	0	7:42	P	NO SIGNIFICANT CLINICAL OBSERVATIONS
				7	8:42	P	NO SIGNIFICANT CLINICAL OBSERVATIONS
				14	6:34	P	NO SIGNIFICANT CLINICAL OBSERVATIONS
				21	7:00	P	NO SIGNIFICANT CLINICAL OBSERVATIONS
				28	6:34	P	NO SIGNIFICANT CLINICAL OBSERVATIONS
90209	F	0 MG/KG/DAY	DISPOSITION	28	8:32	P	PRIMARY NECROPSY (DAY 28)
90214	F	0 MG/KG/DAY	NORMAL	0	7:43	P	NO SIGNIFICANT CLINICAL OBSERVATIONS
				7	8:42	P	NO SIGNIFICANT CLINICAL OBSERVATIONS
				14	6:34	P	NO SIGNIFICANT CLINICAL OBSERVATIONS

GRADE CODE: 1 - SLIGHT 2 - MODERATE 3 - SEVERE P - PRESENT

TABLE A4 (DETAILED PHYSICAL EXAMINATIONS/DISPOSITIONS - FEMALES)
A 28-DAY ORAL STUDY OF H-28397 IN RATS WITH 28-DAY RECOVERY

PROJECT NO.:WIL-189205F
SPONSOR:E.I. DUPONT
SPONSOR NO.:DUPONT-24447

PAGE 5

INDIVIDUAL CLINICAL OBSERVATIONS

STUDY DAYS: 0 THROUGH 56

ANIMAL	SEX	GROUP	CATEGORY	STUDY DAY	TIME	GRADE	OBSERVATIONS
90214	F	0 MG/KG/DAY	NORMAL	21	7:01	P	NO SIGNIFICANT CLINICAL OBSERVATIONS
				28	6:35	P	NO SIGNIFICANT CLINICAL OBSERVATIONS
90214	F	0 MG/KG/DAY	DISPOSITION	28	8:33	P	PRIMARY NECROPSY (DAY 28)
90222	F	0 MG/KG/DAY	NORMAL	0	7:43	P	NO SIGNIFICANT CLINICAL OBSERVATIONS
				7	8:42	P	NO SIGNIFICANT CLINICAL OBSERVATIONS
				14	6:35	P	NO SIGNIFICANT CLINICAL OBSERVATIONS
				21	7:01	P	NO SIGNIFICANT CLINICAL OBSERVATIONS
				28	6:47	P	NO SIGNIFICANT CLINICAL OBSERVATIONS
				35	8:28	P	NO SIGNIFICANT CLINICAL OBSERVATIONS
				42	7:59	P	NO SIGNIFICANT CLINICAL OBSERVATIONS
				49	8:08	P	NO SIGNIFICANT CLINICAL OBSERVATIONS
				56	7:02	P	NO SIGNIFICANT CLINICAL OBSERVATIONS
90222	F	0 MG/KG/DAY	DISPOSITION	56	8:44	P	RECOVERY NECROPSY (DAY 56)
90224	F	0 MG/KG/DAY	NORMAL	0	7:44	P	NO SIGNIFICANT CLINICAL OBSERVATIONS
				7	8:43	P	NO SIGNIFICANT CLINICAL OBSERVATIONS
				14	6:35	P	NO SIGNIFICANT CLINICAL OBSERVATIONS
				21	7:02	P	NO SIGNIFICANT CLINICAL OBSERVATIONS
				28	6:28	P	NO SIGNIFICANT CLINICAL OBSERVATIONS
90224	F	0 MG/KG/DAY	DISPOSITION	28	8:33	P	PRIMARY NECROPSY (DAY 28)
90225	F	0 MG/KG/DAY	NORMAL	0	7:44	P	NO SIGNIFICANT CLINICAL OBSERVATIONS
				7	8:43	P	NO SIGNIFICANT CLINICAL OBSERVATIONS
				14	6:36	P	NO SIGNIFICANT CLINICAL OBSERVATIONS
				21	7:02	P	NO SIGNIFICANT CLINICAL OBSERVATIONS
				28	6:28	P	NO SIGNIFICANT CLINICAL OBSERVATIONS
90225	F	0 MG/KG/DAY	DISPOSITION	28	8:33	P	PRIMARY NECROPSY (DAY 28)
90229	F	0 MG/KG/DAY	NORMAL	0	7:45	P	NO SIGNIFICANT CLINICAL OBSERVATIONS
				7	8:44	P	NO SIGNIFICANT CLINICAL OBSERVATIONS
				14	6:36	P	NO SIGNIFICANT CLINICAL OBSERVATIONS
				21	7:03	P	NO SIGNIFICANT CLINICAL OBSERVATIONS

GRADE CODE: 1 - SLIGHT 2 - MODERATE 3 - SEVERE P - PRESENT

TABLE A4 (DETAILED PHYSICAL EXAMINATIONS/DISPOSITIONS - FEMALES)
A 28-DAY ORAL STUDY OF H-28397 IN RATS WITH 28-DAY RECOVERY

PROJECT NO.:WIL-189205F
SPONSOR:E.I. DUPONT
SPONSOR NO.:DUPONT-24447

PAGE 6

INDIVIDUAL CLINICAL OBSERVATIONS

STUDY DAYS: 0 THROUGH 56

ANIMAL	SEX	GROUP	CATEGORY	STUDY DAY	TIME	GRADE	OBSERVATIONS
90229	F	0 MG/KG/DAY	NORMAL	28	6:47	P	NO SIGNIFICANT CLINICAL OBSERVATIONS
				35	8:28	P	NO SIGNIFICANT CLINICAL OBSERVATIONS
				42	7:59	P	NO SIGNIFICANT CLINICAL OBSERVATIONS
				49	8:10	P	NO SIGNIFICANT CLINICAL OBSERVATIONS
				56	7:03	P	NO SIGNIFICANT CLINICAL OBSERVATIONS
90229	F	0 MG/KG/DAY	DISPOSITION	56	8:44	P	RECOVERY NECROPSY (DAY 56)
90232	F	0 MG/KG/DAY	NORMAL	0	7:45	P	NO SIGNIFICANT CLINICAL OBSERVATIONS
				7	8:44	P	NO SIGNIFICANT CLINICAL OBSERVATIONS
				14	6:37	P	NO SIGNIFICANT CLINICAL OBSERVATIONS
				21	7:03	P	NO SIGNIFICANT CLINICAL OBSERVATIONS
				28	6:29	P	NO SIGNIFICANT CLINICAL OBSERVATIONS
90232	F	0 MG/KG/DAY	DISPOSITION	28	8:34	P	PRIMARY NECROPSY (DAY 28)
90233	F	0 MG/KG/DAY	NORMAL	0	7:46	P	NO SIGNIFICANT CLINICAL OBSERVATIONS
				7	8:45	P	NO SIGNIFICANT CLINICAL OBSERVATIONS
				14	6:38	P	NO SIGNIFICANT CLINICAL OBSERVATIONS
				21	7:04	P	NO SIGNIFICANT CLINICAL OBSERVATIONS
				28	6:47	P	NO SIGNIFICANT CLINICAL OBSERVATIONS
				35	8:29	P	NO SIGNIFICANT CLINICAL OBSERVATIONS
				42	8:00	P	NO SIGNIFICANT CLINICAL OBSERVATIONS
				49	8:11	P	NO SIGNIFICANT CLINICAL OBSERVATIONS
				56	7:03	P	NO SIGNIFICANT CLINICAL OBSERVATIONS
90233	F	0 MG/KG/DAY	DISPOSITION	56	8:44	P	RECOVERY NECROPSY (DAY 56)
90235	F	0 MG/KG/DAY	NORMAL	0	7:46	P	NO SIGNIFICANT CLINICAL OBSERVATIONS
				7	8:45	P	NO SIGNIFICANT CLINICAL OBSERVATIONS
				14	6:38	P	NO SIGNIFICANT CLINICAL OBSERVATIONS
				21	7:04	P	NO SIGNIFICANT CLINICAL OBSERVATIONS
				28	6:30	P	NO SIGNIFICANT CLINICAL OBSERVATIONS
90235	F	0 MG/KG/DAY	DISPOSITION	28	8:34	P	PRIMARY NECROPSY (DAY 28)
90193	F	3 MG/KG/DAY	NORMAL	0	7:47	P	NO SIGNIFICANT CLINICAL OBSERVATIONS

GRADE CODE: 1 - SLIGHT 2 - MODERATE 3 - SEVERE P - PRESENT

TABLE A4 (DETAILED PHYSICAL EXAMINATIONS/DISPOSITIONS - FEMALES)
A 28-DAY ORAL STUDY OF H-28397 IN RATS WITH 28-DAY RECOVERY

PROJECT NO.:WIL-189205F
SPONSOR:E.I. DUPONT
SPONSOR NO.:DUPONT-24447

PAGE 7

INDIVIDUAL CLINICAL OBSERVATIONS

STUDY DAYS: 0 THROUGH 56

ANIMAL	SEX	GROUP	CATEGORY	STUDY DAY	TIME	GRADE	OBSERVATIONS
90193	F	3 MG/KG/DAY	NORMAL	7	8:46	P	NO SIGNIFICANT CLINICAL OBSERVATIONS
				14	6:39	P	NO SIGNIFICANT CLINICAL OBSERVATIONS
				21	7:09	P	NO SIGNIFICANT CLINICAL OBSERVATIONS
				28	6:31	P	NO SIGNIFICANT CLINICAL OBSERVATIONS
90193	F	3 MG/KG/DAY	DISPOSITION	28	8:31	P	PRIMARY NECROPSY (DAY 28)
90199	F	3 MG/KG/DAY	NORMAL	0	7:48	P	NO SIGNIFICANT CLINICAL OBSERVATIONS
				7	8:47	P	NO SIGNIFICANT CLINICAL OBSERVATIONS
				14	6:39	P	NO SIGNIFICANT CLINICAL OBSERVATIONS
				21	7:09	P	NO SIGNIFICANT CLINICAL OBSERVATIONS
				28	6:32	P	NO SIGNIFICANT CLINICAL OBSERVATIONS
90199	F	3 MG/KG/DAY	DISPOSITION	28	8:31	P	PRIMARY NECROPSY (DAY 28)
90206	F	3 MG/KG/DAY	NORMAL	0	7:49	P	NO SIGNIFICANT CLINICAL OBSERVATIONS
				7	8:47	P	NO SIGNIFICANT CLINICAL OBSERVATIONS
				14	6:40	P	NO SIGNIFICANT CLINICAL OBSERVATIONS
				21	7:10	P	NO SIGNIFICANT CLINICAL OBSERVATIONS
				28	6:32	P	NO SIGNIFICANT CLINICAL OBSERVATIONS
90206	F	3 MG/KG/DAY	DISPOSITION	28	8:31	P	PRIMARY NECROPSY (DAY 28)
90210	F	3 MG/KG/DAY	NORMAL	0	7:49	P	NO SIGNIFICANT CLINICAL OBSERVATIONS
				7	8:47	P	NO SIGNIFICANT CLINICAL OBSERVATIONS
				14	6:40	P	NO SIGNIFICANT CLINICAL OBSERVATIONS
				21	7:10	P	NO SIGNIFICANT CLINICAL OBSERVATIONS
				28	6:33	P	NO SIGNIFICANT CLINICAL OBSERVATIONS
90210	F	3 MG/KG/DAY	DISPOSITION	28	8:32	P	PRIMARY NECROPSY (DAY 28)
90217	F	3 MG/KG/DAY	NORMAL	0	7:50	P	NO SIGNIFICANT CLINICAL OBSERVATIONS
				7	8:48	P	NO SIGNIFICANT CLINICAL OBSERVATIONS
				14	6:41	P	NO SIGNIFICANT CLINICAL OBSERVATIONS
				21	7:11	P	NO SIGNIFICANT CLINICAL OBSERVATIONS
				28	6:34	P	NO SIGNIFICANT CLINICAL OBSERVATIONS
90217	F	3 MG/KG/DAY	DISPOSITION	28	8:32	P	PRIMARY NECROPSY (DAY 28)

GRADE CODE: 1 - SLIGHT 2 - MODERATE 3 - SEVERE P - PRESENT

TABLE A4 (DETAILED PHYSICAL EXAMINATIONS/DISPOSITIONS - FEMALES)
A 28-DAY ORAL STUDY OF H-28397 IN RATS WITH 28-DAY RECOVERY

PROJECT NO.:WIL-189205F
SPONSOR:E.I. DUPONT
SPONSOR NO.:DUPONT-24447

PAGE 8

INDIVIDUAL CLINICAL OBSERVATIONS

STUDY DAYS: 0 THROUGH 56

ANIMAL	SEX	GROUP	CATEGORY	STUDY DAY	TIME	GRADE	OBSERVATIONS
90221	F	3 MG/KG/DAY	NORMAL	0	7:50	P	NO SIGNIFICANT CLINICAL OBSERVATIONS
				7	8:48	P	NO SIGNIFICANT CLINICAL OBSERVATIONS
				14	6:41	P	NO SIGNIFICANT CLINICAL OBSERVATIONS
				21	7:11	P	NO SIGNIFICANT CLINICAL OBSERVATIONS
				28	6:35	P	NO SIGNIFICANT CLINICAL OBSERVATIONS
90221	F	3 MG/KG/DAY	DISPOSITION	28	8:33	P	PRIMARY NECROPSY (DAY 28)
90230	F	3 MG/KG/DAY	NORMAL	0	7:51	P	NO SIGNIFICANT CLINICAL OBSERVATIONS
				7	8:49	P	NO SIGNIFICANT CLINICAL OBSERVATIONS
				14	6:41	P	NO SIGNIFICANT CLINICAL OBSERVATIONS
				21	7:12	P	NO SIGNIFICANT CLINICAL OBSERVATIONS
				28	6:28	P	NO SIGNIFICANT CLINICAL OBSERVATIONS
90230	F	3 MG/KG/DAY	DISPOSITION	28	8:33	P	PRIMARY NECROPSY (DAY 28)
90234	F	3 MG/KG/DAY	NORMAL	0	7:51	P	NO SIGNIFICANT CLINICAL OBSERVATIONS
				7	8:49	P	NO SIGNIFICANT CLINICAL OBSERVATIONS
				14	6:42	P	NO SIGNIFICANT CLINICAL OBSERVATIONS
				21	7:12	P	NO SIGNIFICANT CLINICAL OBSERVATIONS
				28	6:29	P	NO SIGNIFICANT CLINICAL OBSERVATIONS
90234	F	3 MG/KG/DAY	DISPOSITION	28	8:33	P	PRIMARY NECROPSY (DAY 28)
90236	F	3 MG/KG/DAY	NORMAL	0	7:52	P	NO SIGNIFICANT CLINICAL OBSERVATIONS
				7	8:50	P	NO SIGNIFICANT CLINICAL OBSERVATIONS
				14	6:42	P	NO SIGNIFICANT CLINICAL OBSERVATIONS
				21	7:13	P	NO SIGNIFICANT CLINICAL OBSERVATIONS
				28	6:29	P	NO SIGNIFICANT CLINICAL OBSERVATIONS
90236	F	3 MG/KG/DAY	DISPOSITION	28	8:34	P	PRIMARY NECROPSY (DAY 28)
90244	F	3 MG/KG/DAY	NORMAL	0	7:53	P	NO SIGNIFICANT CLINICAL OBSERVATIONS
				7	8:50	P	NO SIGNIFICANT CLINICAL OBSERVATIONS
				14	6:43	P	NO SIGNIFICANT CLINICAL OBSERVATIONS
				21	7:13	P	NO SIGNIFICANT CLINICAL OBSERVATIONS
				28	6:30	P	NO SIGNIFICANT CLINICAL OBSERVATIONS

GRADE CODE: 1 - SLIGHT 2 - MODERATE 3 - SEVERE P - PRESENT

TABLE A4 (DETAILED PHYSICAL EXAMINATIONS/DISPOSITIONS - FEMALES)
A 28-DAY ORAL STUDY OF H-28397 IN RATS WITH 28-DAY RECOVERY

PROJECT NO.:WIL-189205F
SPONSOR:E.I. DUPONT
SPONSOR NO.:DUPONT-24447

INDIVIDUAL CLINICAL OBSERVATIONS

STUDY DAYS: 0 THROUGH 56

ANIMAL	SEX	GROUP	CATEGORY	STUDY DAY	TIME	GRADE	OBSERVATIONS
90244	F	3 MG/KG/DAY	DISPOSITION	28	8:34	P	PRIMARY NECROPSY (DAY 28)
90178	F	30 MG/KG/DAY	NORMAL	0	7:53	P	NO SIGNIFICANT CLINICAL OBSERVATIONS
				7	8:51	P	NO SIGNIFICANT CLINICAL OBSERVATIONS
				14	6:43	P	NO SIGNIFICANT CLINICAL OBSERVATIONS
				21	7:14	P	NO SIGNIFICANT CLINICAL OBSERVATIONS
				28	6:31	P	NO SIGNIFICANT CLINICAL OBSERVATIONS
90178	F	30 MG/KG/DAY	DISPOSITION	28	8:31	P	PRIMARY NECROPSY (DAY 28)
90181	F	30 MG/KG/DAY	NORMAL	0	7:54	P	NO SIGNIFICANT CLINICAL OBSERVATIONS
				7	8:52	P	NO SIGNIFICANT CLINICAL OBSERVATIONS
				14	6:44	P	NO SIGNIFICANT CLINICAL OBSERVATIONS
				21	7:14	P	NO SIGNIFICANT CLINICAL OBSERVATIONS
				28	6:32	P	NO SIGNIFICANT CLINICAL OBSERVATIONS
90181	F	30 MG/KG/DAY	DISPOSITION	28	8:31	P	PRIMARY NECROPSY (DAY 28)
90191	F	30 MG/KG/DAY	NORMAL	0	7:54	P	NO SIGNIFICANT CLINICAL OBSERVATIONS
				7	8:52	P	NO SIGNIFICANT CLINICAL OBSERVATIONS
				14	6:45	P	NO SIGNIFICANT CLINICAL OBSERVATIONS
				21	7:15	P	NO SIGNIFICANT CLINICAL OBSERVATIONS
				28	6:33	P	NO SIGNIFICANT CLINICAL OBSERVATIONS
90191	F	30 MG/KG/DAY	DISPOSITION	28	8:32	P	PRIMARY NECROPSY (DAY 28)
90195	F	30 MG/KG/DAY	NORMAL	0	7:55	P	NO SIGNIFICANT CLINICAL OBSERVATIONS
				7	8:53	P	NO SIGNIFICANT CLINICAL OBSERVATIONS
				14	6:45	P	NO SIGNIFICANT CLINICAL OBSERVATIONS
				21	7:16	P	NO SIGNIFICANT CLINICAL OBSERVATIONS
				28	6:33	P	NO SIGNIFICANT CLINICAL OBSERVATIONS
90195	F	30 MG/KG/DAY	DISPOSITION	28	8:32	P	PRIMARY NECROPSY (DAY 28)
90202	F	30 MG/KG/DAY	NORMAL	0	7:55	P	NO SIGNIFICANT CLINICAL OBSERVATIONS
				7	8:53	P	NO SIGNIFICANT CLINICAL OBSERVATIONS
				14	6:46	P	NO SIGNIFICANT CLINICAL OBSERVATIONS
				21	7:16	P	NO SIGNIFICANT CLINICAL OBSERVATIONS

GRADE CODE: 1 - SLIGHT 2 - MODERATE 3 - SEVERE P - PRESENT

TABLE A4 (DETAILED PHYSICAL EXAMINATIONS/DISPOSITIONS - FEMALES)
A 28-DAY ORAL STUDY OF H-28397 IN RATS WITH 28-DAY RECOVERY

PROJECT NO.:WIL-189205F
SPONSOR:E.I. DUPONT
SPONSOR NO.:DUPONT-24447

PAGE 10

INDIVIDUAL CLINICAL OBSERVATIONS

STUDY DAYS: 0 THROUGH 56

ANIMAL	SEX	GROUP	CATEGORY	STUDY DAY	TIME	GRADE	OBSERVATIONS
90202	F	30 MG/KG/DAY	NORMAL	28	6:34	P	NO SIGNIFICANT CLINICAL OBSERVATIONS
90202	F	30 MG/KG/DAY	DISPOSITION	28	8:32	P	PRIMARY NECROPSY (DAY 28)
90205	F	30 MG/KG/DAY	NORMAL	0	7:56	P	NO SIGNIFICANT CLINICAL OBSERVATIONS
				7	8:54	P	NO SIGNIFICANT CLINICAL OBSERVATIONS
				14	6:47	P	NO SIGNIFICANT CLINICAL OBSERVATIONS
				21	7:17	P	NO SIGNIFICANT CLINICAL OBSERVATIONS
				28	6:27	P	NO SIGNIFICANT CLINICAL OBSERVATIONS
90205	F	30 MG/KG/DAY	DISPOSITION	28	8:33	P	PRIMARY NECROPSY (DAY 28)
90212	F	30 MG/KG/DAY	NORMAL	0	7:56	P	NO SIGNIFICANT CLINICAL OBSERVATIONS
				7	8:54	P	NO SIGNIFICANT CLINICAL OBSERVATIONS
90212	F	30 MG/KG/DAY	DISPOSITION	28	8:33	P	PRIMARY NECROPSY (DAY 28)
90212	F	30 MG/KG/DAY	EYES/EARS/NOSE	14	6:48	P	RED DISCHARGE LEFT EYE
				14	6:48	P	DRIED RED MATERIAL AROUND LEFT EYE
				21	7:18	P	RED DISCHARGE LEFT EYE
				21	7:18	P	DRIED RED MATERIAL AROUND LEFT EYE
				28	6:28	P	RED DISCHARGE LEFT EYE
				28	6:28	P	DRIED RED MATERIAL AROUND LEFT EYE
90212	F	30 MG/KG/DAY	EXCRETA	14	6:48	P	RED MATERIAL ON CAGE FLOOR
90212	F	30 MG/KG/DAY	ORAL/DENTAL	14	6:47	P	UPPER INCISOR(S) MALALIGNED
				14	6:47	P	LOWER INCISOR(S) LONG, TRIMMED
				21	7:18	P	UPPER INCISOR(S) MALALIGNED
90215	F	30 MG/KG/DAY	NORMAL	0	7:56	P	NO SIGNIFICANT CLINICAL OBSERVATIONS
				7	8:54	P	NO SIGNIFICANT CLINICAL OBSERVATIONS
				28	6:29	P	NO SIGNIFICANT CLINICAL OBSERVATIONS
90215	F	30 MG/KG/DAY	DISPOSITION	28	8:33	P	PRIMARY NECROPSY (DAY 28)
90215	F	30 MG/KG/DAY	BODY/INTEGUMENT	14	6:48	P	HAIR LOSS FORELIMB(S)
				21	7:19	P	HAIR LOSS FORELIMB(S)
				21	7:20	P	HAIR LOSS RIGHT LATERAL NECK
90215	F	30 MG/KG/DAY	BODY/INTEG II	21	7:21	P	SCABBING RIGHT LATERAL NECK

GRADE CODE: 1 - SLIGHT 2 - MODERATE 3 - SEVERE P - PRESENT

TABLE A4 (DETAILED PHYSICAL EXAMINATIONS/DISPOSITIONS - FEMALES)
A 28-DAY ORAL STUDY OF H-28397 IN RATS WITH 28-DAY RECOVERY

PROJECT NO.:WIL-189205F
SPONSOR:E.I. DUPONT
SPONSOR NO.:DUPONT-24447

PAGE 11

INDIVIDUAL CLINICAL OBSERVATIONS

STUDY DAYS: 0 THROUGH 56

ANIMAL	SEX	GROUP	CATEGORY	STUDY DAY	TIME	GRADE	OBSERVATIONS
90219	F	30 MG/KG/DAY	NORMAL	0	7:57	P	NO SIGNIFICANT CLINICAL OBSERVATIONS
				7	8:55	P	NO SIGNIFICANT CLINICAL OBSERVATIONS
				14	6:49	P	NO SIGNIFICANT CLINICAL OBSERVATIONS
				21	7:22	P	NO SIGNIFICANT CLINICAL OBSERVATIONS
				28	6:29	P	NO SIGNIFICANT CLINICAL OBSERVATIONS
90219	F	30 MG/KG/DAY	DISPOSITION	28	8:34	P	PRIMARY NECROPSY (DAY 28)
90228	F	30 MG/KG/DAY	NORMAL	0	7:57	P	NO SIGNIFICANT CLINICAL OBSERVATIONS
				7	8:55	P	NO SIGNIFICANT CLINICAL OBSERVATIONS
				14	6:49	P	NO SIGNIFICANT CLINICAL OBSERVATIONS
				21	7:22	P	NO SIGNIFICANT CLINICAL OBSERVATIONS
				28	6:30	P	NO SIGNIFICANT CLINICAL OBSERVATIONS
90228	F	30 MG/KG/DAY	DISPOSITION	28	8:34	P	PRIMARY NECROPSY (DAY 28)
90176	F	300 MG/KG/DAY	NORMAL	0	7:59	P	NO SIGNIFICANT CLINICAL OBSERVATIONS
				7	8:57	P	NO SIGNIFICANT CLINICAL OBSERVATIONS
				14	6:50	P	NO SIGNIFICANT CLINICAL OBSERVATIONS
				21	7:23	P	NO SIGNIFICANT CLINICAL OBSERVATIONS
				28	6:31	P	NO SIGNIFICANT CLINICAL OBSERVATIONS
90176	F	300 MG/KG/DAY	DISPOSITION	28	8:31	P	PRIMARY NECROPSY (DAY 28)
90182	F	300 MG/KG/DAY	NORMAL	0	7:59	P	NO SIGNIFICANT CLINICAL OBSERVATIONS
				7	8:57	P	NO SIGNIFICANT CLINICAL OBSERVATIONS
				14	6:51	P	NO SIGNIFICANT CLINICAL OBSERVATIONS
				21	7:24	P	NO SIGNIFICANT CLINICAL OBSERVATIONS
				28	6:32	P	NO SIGNIFICANT CLINICAL OBSERVATIONS
90182	F	300 MG/KG/DAY	DISPOSITION	28	8:31	P	PRIMARY NECROPSY (DAY 28)
90183	F	300 MG/KG/DAY	NORMAL	0	8:00	P	NO SIGNIFICANT CLINICAL OBSERVATIONS
				7	8:58	P	NO SIGNIFICANT CLINICAL OBSERVATIONS
				14	6:51	P	NO SIGNIFICANT CLINICAL OBSERVATIONS
				21	7:24	P	NO SIGNIFICANT CLINICAL OBSERVATIONS
				28	6:33	P	NO SIGNIFICANT CLINICAL OBSERVATIONS

GRADE CODE: 1 - SLIGHT 2 - MODERATE 3 - SEVERE P - PRESENT

TABLE A4 (DETAILED PHYSICAL EXAMINATIONS/DISPOSITIONS - FEMALES)
A 28-DAY ORAL STUDY OF H-28397 IN RATS WITH 28-DAY RECOVERY

PROJECT NO.:WIL-189205F
SPONSOR:E.I. DUPONT
SPONSOR NO.:DUPONT-24447

INDIVIDUAL CLINICAL OBSERVATIONS

STUDY DAYS: 0 THROUGH 56

ANIMAL	SEX	GROUP	CATEGORY	STUDY DAY	TIME	GRADE	OBSERVATIONS
90183	F	300 MG/KG/DAY	DISPOSITION	28	8:32	P	PRIMARY NECROPSY (DAY 28)
90186	F	300 MG/KG/DAY	NORMAL	0	8:00	P	NO SIGNIFICANT CLINICAL OBSERVATIONS
				7	8:58	P	NO SIGNIFICANT CLINICAL OBSERVATIONS
				14	6:52	P	NO SIGNIFICANT CLINICAL OBSERVATIONS
				21	7:25	P	NO SIGNIFICANT CLINICAL OBSERVATIONS
				28	6:49	P	NO SIGNIFICANT CLINICAL OBSERVATIONS
				35	8:30	P	NO SIGNIFICANT CLINICAL OBSERVATIONS
				42	8:01	P	NO SIGNIFICANT CLINICAL OBSERVATIONS
				49	8:13	P	NO SIGNIFICANT CLINICAL OBSERVATIONS
				56	6:59	P	NO SIGNIFICANT CLINICAL OBSERVATIONS
90186	F	300 MG/KG/DAY	DISPOSITION	56	8:44	P	RECOVERY NECROPSY (DAY 56)
90187	F	300 MG/KG/DAY	NORMAL	0	8:01	P	NO SIGNIFICANT CLINICAL OBSERVATIONS
				7	8:59	P	NO SIGNIFICANT CLINICAL OBSERVATIONS
				14	6:52	P	NO SIGNIFICANT CLINICAL OBSERVATIONS
				21	7:25	P	NO SIGNIFICANT CLINICAL OBSERVATIONS
				28	6:34	P	NO SIGNIFICANT CLINICAL OBSERVATIONS
90187	F	300 MG/KG/DAY	DISPOSITION	28	8:32	P	PRIMARY NECROPSY (DAY 28)
90188	F	300 MG/KG/DAY	NORMAL	0	8:01	P	NO SIGNIFICANT CLINICAL OBSERVATIONS
				7	8:59	P	NO SIGNIFICANT CLINICAL OBSERVATIONS
				14	6:52	P	NO SIGNIFICANT CLINICAL OBSERVATIONS
				21	7:26	P	NO SIGNIFICANT CLINICAL OBSERVATIONS
				28	6:49	P	NO SIGNIFICANT CLINICAL OBSERVATIONS
				35	8:30	P	NO SIGNIFICANT CLINICAL OBSERVATIONS
				42	8:01	P	NO SIGNIFICANT CLINICAL OBSERVATIONS
				49	8:14	P	NO SIGNIFICANT CLINICAL OBSERVATIONS
				56	7:00	P	NO SIGNIFICANT CLINICAL OBSERVATIONS
90188	F	300 MG/KG/DAY	DISPOSITION	56	8:44	P	RECOVERY NECROPSY (DAY 56)
90190	F	300 MG/KG/DAY	NORMAL	0	8:02	P	NO SIGNIFICANT CLINICAL OBSERVATIONS
				7	9:00	P	NO SIGNIFICANT CLINICAL OBSERVATIONS

GRADE CODE: 1 - SLIGHT 2 - MODERATE 3 - SEVERE P - PRESENT

TABLE A4 (DETAILED PHYSICAL EXAMINATIONS/DISPOSITIONS - FEMALES)
A 28-DAY ORAL STUDY OF H-28397 IN RATS WITH 28-DAY RECOVERY

PROJECT NO.:WIL-189205F
SPONSOR:E.I. DUPONT
SPONSOR NO.:DUPONT-24447

PAGE 13

INDIVIDUAL CLINICAL OBSERVATIONS

STUDY DAYS: 0 THROUGH 56

ANIMAL	SEX	GROUP	CATEGORY	STUDY DAY	TIME	GRADE	OBSERVATIONS
90190	F	300 MG/KG/DAY	NORMAL	14	6:53	P	NO SIGNIFICANT CLINICAL OBSERVATIONS
				21	7:26	P	NO SIGNIFICANT CLINICAL OBSERVATIONS
				28	6:34	P	NO SIGNIFICANT CLINICAL OBSERVATIONS
90190	F	300 MG/KG/DAY	DISPOSITION	28	8:33	P	PRIMARY NECROPSY (DAY 28)
90200	F	300 MG/KG/DAY	NORMAL	0	8:02	P	NO SIGNIFICANT CLINICAL OBSERVATIONS
				7	9:00	P	NO SIGNIFICANT CLINICAL OBSERVATIONS
				14	6:53	P	NO SIGNIFICANT CLINICAL OBSERVATIONS
				21	7:27	P	NO SIGNIFICANT CLINICAL OBSERVATIONS
				28	6:49	P	NO SIGNIFICANT CLINICAL OBSERVATIONS
				35	8:31	P	NO SIGNIFICANT CLINICAL OBSERVATIONS
				42	8:02	P	NO SIGNIFICANT CLINICAL OBSERVATIONS
				49	8:16	P	NO SIGNIFICANT CLINICAL OBSERVATIONS
				56	7:00	P	NO SIGNIFICANT CLINICAL OBSERVATIONS
90200	F	300 MG/KG/DAY	DISPOSITION	56	8:44	P	RECOVERY NECROPSY (DAY 56)
90201	F	300 MG/KG/DAY	NORMAL	0	8:03	P	NO SIGNIFICANT CLINICAL OBSERVATIONS
				7	9:01	P	NO SIGNIFICANT CLINICAL OBSERVATIONS
				14	6:54	P	NO SIGNIFICANT CLINICAL OBSERVATIONS
				21	7:27	P	NO SIGNIFICANT CLINICAL OBSERVATIONS
				28	6:49	P	NO SIGNIFICANT CLINICAL OBSERVATIONS
				35	8:32	P	NO SIGNIFICANT CLINICAL OBSERVATIONS
				42	8:02	P	NO SIGNIFICANT CLINICAL OBSERVATIONS
				49	8:17	P	NO SIGNIFICANT CLINICAL OBSERVATIONS
				56	7:00	P	NO SIGNIFICANT CLINICAL OBSERVATIONS
90201	F	300 MG/KG/DAY	DISPOSITION	56	8:44	P	RECOVERY NECROPSY (DAY 56)
90207	F	300 MG/KG/DAY	NORMAL	0	8:04	P	NO SIGNIFICANT CLINICAL OBSERVATIONS
				7	9:01	P	NO SIGNIFICANT CLINICAL OBSERVATIONS
				14	6:54	P	NO SIGNIFICANT CLINICAL OBSERVATIONS
				21	7:28	P	NO SIGNIFICANT CLINICAL OBSERVATIONS
				28	6:50	P	NO SIGNIFICANT CLINICAL OBSERVATIONS

GRADE CODE: 1 - SLIGHT 2 - MODERATE 3 - SEVERE P - PRESENT

TABLE A4 (DETAILED PHYSICAL EXAMINATIONS/DISPOSITIONS - FEMALES)
A 28-DAY ORAL STUDY OF H-28397 IN RATS WITH 28-DAY RECOVERY

PROJECT NO.:WIL-189205F
SPONSOR:E.I. DUPONT
SPONSOR NO.:DUPONT-24447

INDIVIDUAL CLINICAL OBSERVATIONS

STUDY DAYS: 0 THROUGH 56

ANIMAL	SEX	GROUP	CATEGORY	STUDY DAY	TIME	GRADE	OBSERVATIONS
90207	F	300 MG/KG/DAY	NORMAL	35	8:32	P	NO SIGNIFICANT CLINICAL OBSERVATIONS
				42	8:02	P	NO SIGNIFICANT CLINICAL OBSERVATIONS
				49	8:19	P	NO SIGNIFICANT CLINICAL OBSERVATIONS
				56	7:01	P	NO SIGNIFICANT CLINICAL OBSERVATIONS
90207	F	300 MG/KG/DAY	DISPOSITION	56	8:44	P	RECOVERY NECROPSY (DAY 56)
90213	F	300 MG/KG/DAY	NORMAL	0	8:04	P	NO SIGNIFICANT CLINICAL OBSERVATIONS
				7	9:01	P	NO SIGNIFICANT CLINICAL OBSERVATIONS
				14	6:55	P	NO SIGNIFICANT CLINICAL OBSERVATIONS
				28	6:27	P	NO SIGNIFICANT CLINICAL OBSERVATIONS
90213	F	300 MG/KG/DAY	DISPOSITION	28	8:33	P	PRIMARY NECROPSY (DAY 28)
90213	F	300 MG/KG/DAY	BODY/INTEGUMENT	21	7:29	P	HAIR LOSS FORELIMB(S)
90213	F	300 MG/KG/DAY	BODY/INTEG II	21	7:29	P	SCABBING FORELIMB(S)
90216	F	300 MG/KG/DAY	NORMAL	0	8:05	P	NO SIGNIFICANT CLINICAL OBSERVATIONS
				7	9:02	P	NO SIGNIFICANT CLINICAL OBSERVATIONS
				14	6:55	P	NO SIGNIFICANT CLINICAL OBSERVATIONS
				21	7:29	P	NO SIGNIFICANT CLINICAL OBSERVATIONS
				28	6:50	P	NO SIGNIFICANT CLINICAL OBSERVATIONS
				35	8:33	P	NO SIGNIFICANT CLINICAL OBSERVATIONS
				42	8:03	P	NO SIGNIFICANT CLINICAL OBSERVATIONS
				49	8:20	P	NO SIGNIFICANT CLINICAL OBSERVATIONS
				56	7:01	P	NO SIGNIFICANT CLINICAL OBSERVATIONS
90216	F	300 MG/KG/DAY	DISPOSITION	56	8:44	P	RECOVERY NECROPSY (DAY 56)
90220	F	300 MG/KG/DAY	NORMAL	0	8:05	P	NO SIGNIFICANT CLINICAL OBSERVATIONS
				7	9:03	P	NO SIGNIFICANT CLINICAL OBSERVATIONS
				14	6:56	P	NO SIGNIFICANT CLINICAL OBSERVATIONS
				21	7:30	P	NO SIGNIFICANT CLINICAL OBSERVATIONS
				28	6:28	P	NO SIGNIFICANT CLINICAL OBSERVATIONS
90220	F	300 MG/KG/DAY	DISPOSITION	28	8:33	P	PRIMARY NECROPSY (DAY 28)
90223	F	300 MG/KG/DAY	NORMAL	0	8:07	P	NO SIGNIFICANT CLINICAL OBSERVATIONS

GRADE CODE: 1 - SLIGHT 2 - MODERATE 3 - SEVERE P - PRESENT

TABLE A4 (DETAILED PHYSICAL EXAMINATIONS/DISPOSITIONS - FEMALES)
A 28-DAY ORAL STUDY OF H-28397 IN RATS WITH 28-DAY RECOVERY

PROJECT NO.:WIL-189205F
SPONSOR:E.I. DUPONT
SPONSOR NO.:DUPONT-24447

PAGE 15

INDIVIDUAL CLINICAL OBSERVATIONS

STUDY DAYS: 0 THROUGH 56

ANIMAL	SEX	GROUP	CATEGORY	STUDY DAY	TIME	GRADE	OBSERVATIONS
90223	F	300 MG/KG/DAY	NORMAL	7	9:04	P	NO SIGNIFICANT CLINICAL OBSERVATIONS
				14	6:56	P	NO SIGNIFICANT CLINICAL OBSERVATIONS
				21	7:30	P	NO SIGNIFICANT CLINICAL OBSERVATIONS
				28	6:50	P	NO SIGNIFICANT CLINICAL OBSERVATIONS
				35	8:33	P	NO SIGNIFICANT CLINICAL OBSERVATIONS
				42	8:04	P	NO SIGNIFICANT CLINICAL OBSERVATIONS
				49	8:21	P	NO SIGNIFICANT CLINICAL OBSERVATIONS
				56	7:02	P	NO SIGNIFICANT CLINICAL OBSERVATIONS
90223	F	300 MG/KG/DAY	DISPOSITION	56	8:44	P	RECOVERY NECROPSY (DAY 56)
90226	F	300 MG/KG/DAY	NORMAL	0	8:07	P	NO SIGNIFICANT CLINICAL OBSERVATIONS
				7	9:04	P	NO SIGNIFICANT CLINICAL OBSERVATIONS
				14	6:56	P	NO SIGNIFICANT CLINICAL OBSERVATIONS
				21	7:31	P	NO SIGNIFICANT CLINICAL OBSERVATIONS
				28	6:51	P	NO SIGNIFICANT CLINICAL OBSERVATIONS
				35	8:34	P	NO SIGNIFICANT CLINICAL OBSERVATIONS
				42	8:04	P	NO SIGNIFICANT CLINICAL OBSERVATIONS
				49	8:22	P	NO SIGNIFICANT CLINICAL OBSERVATIONS
				56	7:02	P	NO SIGNIFICANT CLINICAL OBSERVATIONS
90226	F	300 MG/KG/DAY	DISPOSITION	56	8:44	P	RECOVERY NECROPSY (DAY 56)
90227	F	300 MG/KG/DAY	NORMAL	0	8:07	P	NO SIGNIFICANT CLINICAL OBSERVATIONS
				7	9:05	P	NO SIGNIFICANT CLINICAL OBSERVATIONS
				14	6:57	P	NO SIGNIFICANT CLINICAL OBSERVATIONS
				28	6:29	P	NO SIGNIFICANT CLINICAL OBSERVATIONS
90227	F	300 MG/KG/DAY	DISPOSITION	28	8:34	P	PRIMARY NECROPSY (DAY 28)
90227	F	300 MG/KG/DAY	BODY/INTEGUMENT	21	7:32	P	HAIR LOSS FORELIMB(S)
90231	F	300 MG/KG/DAY	NORMAL	0	8:09	P	NO SIGNIFICANT CLINICAL OBSERVATIONS
				7	9:05	P	NO SIGNIFICANT CLINICAL OBSERVATIONS
				14	6:57	P	NO SIGNIFICANT CLINICAL OBSERVATIONS
				21	7:32	P	NO SIGNIFICANT CLINICAL OBSERVATIONS

GRADE CODE: 1 - SLIGHT 2 - MODERATE 3 - SEVERE P - PRESENT

TABLE A4 (DETAILED PHYSICAL EXAMINATIONS/DISPOSITIONS - FEMALES)
A 28-DAY ORAL STUDY OF H-28397 IN RATS WITH 28-DAY RECOVERY
INDIVIDUAL CLINICAL OBSERVATIONS

PROJECT NO.:WIL-189205F
SPONSOR:E.I. DUPONT
SPONSOR NO.:DUPONT-24447

STUDY DAYS: 0 THROUGH 56

ANIMAL	SEX	GROUP	CATEGORY	STUDY DAY	TIME	GRADE	OBSERVATIONS
90231	F	300 MG/KG/DAY	NORMAL	28	6:30	P	NO SIGNIFICANT CLINICAL OBSERVATIONS
90231	F	300 MG/KG/DAY	DISPOSITION	28	8:34	P	PRIMARY NECROPSY (DAY 28)
90237	F	300 MG/KG/DAY	NORMAL	0	8:09	P	NO SIGNIFICANT CLINICAL OBSERVATIONS
				7	9:06	P	NO SIGNIFICANT CLINICAL OBSERVATIONS
				14	6:58	P	NO SIGNIFICANT CLINICAL OBSERVATIONS
				21	7:32	P	NO SIGNIFICANT CLINICAL OBSERVATIONS
				28	6:51	P	NO SIGNIFICANT CLINICAL OBSERVATIONS
				35	8:34	P	NO SIGNIFICANT CLINICAL OBSERVATIONS
				42	8:05	P	NO SIGNIFICANT CLINICAL OBSERVATIONS
				49	8:23	P	NO SIGNIFICANT CLINICAL OBSERVATIONS
				56	7:03	P	NO SIGNIFICANT CLINICAL OBSERVATIONS
90237	F	300 MG/KG/DAY	DISPOSITION	56	8:44	P	RECOVERY NECROPSY (DAY 56)
90240	F	300 MG/KG/DAY	NORMAL	0	8:10	P	NO SIGNIFICANT CLINICAL OBSERVATIONS
				7	9:06	P	NO SIGNIFICANT CLINICAL OBSERVATIONS
				14	6:58	P	NO SIGNIFICANT CLINICAL OBSERVATIONS
				21	7:33	P	NO SIGNIFICANT CLINICAL OBSERVATIONS
				28	6:51	P	NO SIGNIFICANT CLINICAL OBSERVATIONS
				35	8:35	P	NO SIGNIFICANT CLINICAL OBSERVATIONS
				42	8:05	P	NO SIGNIFICANT CLINICAL OBSERVATIONS
				49	8:24	P	NO SIGNIFICANT CLINICAL OBSERVATIONS
				56	7:03	P	NO SIGNIFICANT CLINICAL OBSERVATIONS
90240	F	300 MG/KG/DAY	DISPOSITION	56	8:44	P	RECOVERY NECROPSY (DAY 56)
90242	F	300 MG/KG/DAY	NORMAL	0	8:10	P	NO SIGNIFICANT CLINICAL OBSERVATIONS
				7	9:06	P	NO SIGNIFICANT CLINICAL OBSERVATIONS
				14	6:58	P	NO SIGNIFICANT CLINICAL OBSERVATIONS
				21	7:34	P	NO SIGNIFICANT CLINICAL OBSERVATIONS
				28	6:30	P	NO SIGNIFICANT CLINICAL OBSERVATIONS
90242	F	300 MG/KG/DAY	DISPOSITION	28	8:34	P	PRIMARY NECROPSY (DAY 28)

GRADE CODE: 1 - SLIGHT 2 - MODERATE 3 - SEVERE P - PRESENT

PCRDv4.11
04/16/2008

TABLE A5 (AT TIME OF DOSING - MALES)

PROJECT NO.:WIL-189205M A 28-DAY ORAL STUDY OF H-28397 IN RATS WITH 28-DAY RECOVERY PAGE 1
SPONSOR:E.I. DUPONT INDIVIDUAL CLINICAL OBSERVATIONS
SPONSOR NO.:DUPONT-24447

STUDY DAYS: 0 THROUGH 27

ANIMAL	SEX	GROUP	CATEGORY	STUDY DAY	TIME	GRADE	OBSERVATIONS
90105	M	0 MG/KG/DAY	NORMAL	0	14:01	P	NO SIGNIFICANT CLINICAL OBSERVATIONS
				1	12:08	P	NO SIGNIFICANT CLINICAL OBSERVATIONS
				2	11:02	P	NO SIGNIFICANT CLINICAL OBSERVATIONS
				3	8:12	P	NO SIGNIFICANT CLINICAL OBSERVATIONS
				4	7:59	P	NO SIGNIFICANT CLINICAL OBSERVATIONS
				5	6:51	P	NO SIGNIFICANT CLINICAL OBSERVATIONS
				6	9:22	P	NO SIGNIFICANT CLINICAL OBSERVATIONS
				7	8:37	P	NO SIGNIFICANT CLINICAL OBSERVATIONS
				8	11:24	P	NO SIGNIFICANT CLINICAL OBSERVATIONS
				9	10:53	P	NO SIGNIFICANT CLINICAL OBSERVATIONS
				10	8:56	P	NO SIGNIFICANT CLINICAL OBSERVATIONS
				11	7:50	P	NO SIGNIFICANT CLINICAL OBSERVATIONS
				12	7:08	P	NO SIGNIFICANT CLINICAL OBSERVATIONS
				13	6:58	P	NO SIGNIFICANT CLINICAL OBSERVATIONS
				14	7:42	P	NO SIGNIFICANT CLINICAL OBSERVATIONS
				15	9:29	P	NO SIGNIFICANT CLINICAL OBSERVATIONS
				16	13:09	P	NO SIGNIFICANT CLINICAL OBSERVATIONS
				17	8:03	P	NO SIGNIFICANT CLINICAL OBSERVATIONS
				18	9:51	P	NO SIGNIFICANT CLINICAL OBSERVATIONS
				19	9:11	P	NO SIGNIFICANT CLINICAL OBSERVATIONS
				20	9:56	P	NO SIGNIFICANT CLINICAL OBSERVATIONS
				21	9:35	P	NO SIGNIFICANT CLINICAL OBSERVATIONS
				22	11:09	P	NO SIGNIFICANT CLINICAL OBSERVATIONS
				23	8:26	P	NO SIGNIFICANT CLINICAL OBSERVATIONS
				24	10:06	P	NO SIGNIFICANT CLINICAL OBSERVATIONS
				25	11:57	P	NO SIGNIFICANT CLINICAL OBSERVATIONS
				26	10:03	P	NO SIGNIFICANT CLINICAL OBSERVATIONS
				27	9:18	P	NO SIGNIFICANT CLINICAL OBSERVATIONS
90108	M	0 MG/KG/DAY	NORMAL	0	14:01	P	NO SIGNIFICANT CLINICAL OBSERVATIONS

GRADE CODE: 1 - SLIGHT 2 - MODERATE 3 - SEVERE P - PRESENT

TABLE A5 (AT TIME OF DOSING - MALES)

PROJECT NO.:WIL-189205M A 28-DAY ORAL STUDY OF H-28397 IN RATS WITH 28-DAY RECOVERY PAGE 2
SPONSOR:E.I. DUPONT INDIVIDUAL CLINICAL OBSERVATIONS
SPONSOR NO.:DUPONT-24447

STUDY DAYS: 0 THROUGH 27

ANIMAL	SEX	GROUP	CATEGORY	STUDY DAY	TIME	GRADE	OBSERVATIONS
90108	M	0 MG/KG/DAY	NORMAL	1	12:08	P	NO SIGNIFICANT CLINICAL OBSERVATIONS
				2	11:02	P	NO SIGNIFICANT CLINICAL OBSERVATIONS
				3	8:13	P	NO SIGNIFICANT CLINICAL OBSERVATIONS
				4	8:00	P	NO SIGNIFICANT CLINICAL OBSERVATIONS
				5	6:51	P	NO SIGNIFICANT CLINICAL OBSERVATIONS
				6	9:22	P	NO SIGNIFICANT CLINICAL OBSERVATIONS
				7	8:37	P	NO SIGNIFICANT CLINICAL OBSERVATIONS
				8	11:24	P	NO SIGNIFICANT CLINICAL OBSERVATIONS
				9	10:54	P	NO SIGNIFICANT CLINICAL OBSERVATIONS
				10	8:56	P	NO SIGNIFICANT CLINICAL OBSERVATIONS
				11	7:51	P	NO SIGNIFICANT CLINICAL OBSERVATIONS
				12	7:08	P	NO SIGNIFICANT CLINICAL OBSERVATIONS
				13	6:58	P	NO SIGNIFICANT CLINICAL OBSERVATIONS
				14	7:42	P	NO SIGNIFICANT CLINICAL OBSERVATIONS
				15	9:29	P	NO SIGNIFICANT CLINICAL OBSERVATIONS
				16	13:10	P	NO SIGNIFICANT CLINICAL OBSERVATIONS
				17	8:03	P	NO SIGNIFICANT CLINICAL OBSERVATIONS
				18	9:52	P	NO SIGNIFICANT CLINICAL OBSERVATIONS
				19	9:11	P	NO SIGNIFICANT CLINICAL OBSERVATIONS
				20	9:57	P	NO SIGNIFICANT CLINICAL OBSERVATIONS
				21	9:36	P	NO SIGNIFICANT CLINICAL OBSERVATIONS
				22	11:09	P	NO SIGNIFICANT CLINICAL OBSERVATIONS
				23	8:26	P	NO SIGNIFICANT CLINICAL OBSERVATIONS
				24	10:06	P	NO SIGNIFICANT CLINICAL OBSERVATIONS
				25	11:57	P	NO SIGNIFICANT CLINICAL OBSERVATIONS
				26	10:03	P	NO SIGNIFICANT CLINICAL OBSERVATIONS
				27	9:19	P	NO SIGNIFICANT CLINICAL OBSERVATIONS
90116	M	0 MG/KG/DAY	NORMAL	0	14:01	P	NO SIGNIFICANT CLINICAL OBSERVATIONS
				1	12:08	P	NO SIGNIFICANT CLINICAL OBSERVATIONS

GRADE CODE: 1 - SLIGHT 2 - MODERATE 3 - SEVERE P - PRESENT

TABLE A5 (AT TIME OF DOSING - MALES)

PROJECT NO.:WIL-189205M A 28-DAY ORAL STUDY OF H-28397 IN RATS WITH 28-DAY RECOVERY PAGE 3
SPONSOR:E.I. DUPONT INDIVIDUAL CLINICAL OBSERVATIONS
SPONSOR NO.:DUPONT-24447

STUDY DAYS: 0 THROUGH 27

ANIMAL	SEX	GROUP	CATEGORY	STUDY DAY	TIME	GRADE	OBSERVATIONS
90116	M	0 MG/KG/DAY	NORMAL	2	11:02	P	NO SIGNIFICANT CLINICAL OBSERVATIONS
				3	8:13	P	NO SIGNIFICANT CLINICAL OBSERVATIONS
				4	8:00	P	NO SIGNIFICANT CLINICAL OBSERVATIONS
				5	6:51	P	NO SIGNIFICANT CLINICAL OBSERVATIONS
				6	9:22	P	NO SIGNIFICANT CLINICAL OBSERVATIONS
				7	8:37	P	NO SIGNIFICANT CLINICAL OBSERVATIONS
				8	11:25	P	NO SIGNIFICANT CLINICAL OBSERVATIONS
				9	10:54	P	NO SIGNIFICANT CLINICAL OBSERVATIONS
				10	8:56	P	NO SIGNIFICANT CLINICAL OBSERVATIONS
				11	7:51	P	NO SIGNIFICANT CLINICAL OBSERVATIONS
				12	7:09	P	NO SIGNIFICANT CLINICAL OBSERVATIONS
				13	6:59	P	NO SIGNIFICANT CLINICAL OBSERVATIONS
				14	7:43	P	NO SIGNIFICANT CLINICAL OBSERVATIONS
				15	9:29	P	NO SIGNIFICANT CLINICAL OBSERVATIONS
				16	13:10	P	NO SIGNIFICANT CLINICAL OBSERVATIONS
				17	8:03	P	NO SIGNIFICANT CLINICAL OBSERVATIONS
				18	9:52	P	NO SIGNIFICANT CLINICAL OBSERVATIONS
				19	9:12	P	NO SIGNIFICANT CLINICAL OBSERVATIONS
				20	9:57	P	NO SIGNIFICANT CLINICAL OBSERVATIONS
				21	9:36	P	NO SIGNIFICANT CLINICAL OBSERVATIONS
				22	11:09	P	NO SIGNIFICANT CLINICAL OBSERVATIONS
				23	8:26	P	NO SIGNIFICANT CLINICAL OBSERVATIONS
				24	10:07	P	NO SIGNIFICANT CLINICAL OBSERVATIONS
				25	11:57	P	NO SIGNIFICANT CLINICAL OBSERVATIONS
				26	10:04	P	NO SIGNIFICANT CLINICAL OBSERVATIONS
				27	9:19	P	NO SIGNIFICANT CLINICAL OBSERVATIONS
90117	M	0 MG/KG/DAY	NORMAL	0	14:02	P	NO SIGNIFICANT CLINICAL OBSERVATIONS
				1	12:09	P	NO SIGNIFICANT CLINICAL OBSERVATIONS
				2	11:03	P	NO SIGNIFICANT CLINICAL OBSERVATIONS

GRADE CODE: 1 - SLIGHT 2 - MODERATE 3 - SEVERE P - PRESENT

TABLE A5 (AT TIME OF DOSING - MALES)

PROJECT NO.:WIL-189205M A 28-DAY ORAL STUDY OF H-28397 IN RATS WITH 28-DAY RECOVERY PAGE 4
SPONSOR:E.I. DUPONT INDIVIDUAL CLINICAL OBSERVATIONS
SPONSOR NO.:DUPONT-24447

STUDY DAYS: 0 THROUGH 27

ANIMAL	SEX	GROUP	CATEGORY	STUDY DAY	TIME	GRADE	OBSERVATIONS
90117	M	0 MG/KG/DAY	NORMAL	3	8:14	P	NO SIGNIFICANT CLINICAL OBSERVATIONS
				4	8:01	P	NO SIGNIFICANT CLINICAL OBSERVATIONS
				5	6:51	P	NO SIGNIFICANT CLINICAL OBSERVATIONS
				6	9:22	P	NO SIGNIFICANT CLINICAL OBSERVATIONS
				7	8:38	P	NO SIGNIFICANT CLINICAL OBSERVATIONS
				8	11:25	P	NO SIGNIFICANT CLINICAL OBSERVATIONS
				9	10:54	P	NO SIGNIFICANT CLINICAL OBSERVATIONS
				10	8:57	P	NO SIGNIFICANT CLINICAL OBSERVATIONS
				11	7:51	P	NO SIGNIFICANT CLINICAL OBSERVATIONS
				12	7:09	P	NO SIGNIFICANT CLINICAL OBSERVATIONS
				13	6:59	P	NO SIGNIFICANT CLINICAL OBSERVATIONS
				14	7:43	P	NO SIGNIFICANT CLINICAL OBSERVATIONS
				15	9:30	P	NO SIGNIFICANT CLINICAL OBSERVATIONS
				16	13:10	P	NO SIGNIFICANT CLINICAL OBSERVATIONS
				17	8:04	P	NO SIGNIFICANT CLINICAL OBSERVATIONS
				18	9:53	P	NO SIGNIFICANT CLINICAL OBSERVATIONS
				19	9:12	P	NO SIGNIFICANT CLINICAL OBSERVATIONS
				20	9:57	P	NO SIGNIFICANT CLINICAL OBSERVATIONS
				21	9:36	P	NO SIGNIFICANT CLINICAL OBSERVATIONS
				22	11:09	P	NO SIGNIFICANT CLINICAL OBSERVATIONS
				23	8:26	P	NO SIGNIFICANT CLINICAL OBSERVATIONS
				24	10:07	P	NO SIGNIFICANT CLINICAL OBSERVATIONS
				25	11:58	P	NO SIGNIFICANT CLINICAL OBSERVATIONS
				26	10:04	P	NO SIGNIFICANT CLINICAL OBSERVATIONS
				27	9:19	P	NO SIGNIFICANT CLINICAL OBSERVATIONS
90120	M	0 MG/KG/DAY	NORMAL	0	14:02	P	NO SIGNIFICANT CLINICAL OBSERVATIONS
				1	12:09	P	NO SIGNIFICANT CLINICAL OBSERVATIONS
				2	11:03	P	NO SIGNIFICANT CLINICAL OBSERVATIONS
				3	8:15	P	NO SIGNIFICANT CLINICAL OBSERVATIONS

GRADE CODE: 1 - SLIGHT 2 - MODERATE 3 - SEVERE P - PRESENT

TABLE A5 (AT TIME OF DOSING - MALES)

PROJECT NO.:WIL-189205M A 28-DAY ORAL STUDY OF H-28397 IN RATS WITH 28-DAY RECOVERY PAGE 5
SPONSOR:E.I. DUPONT INDIVIDUAL CLINICAL OBSERVATIONS
SPONSOR NO.:DUPONT-24447

STUDY DAYS: 0 THROUGH 27

ANIMAL	SEX	GROUP	CATEGORY	STUDY DAY	TIME	GRADE	OBSERVATIONS
90120	M	0 MG/KG/DAY	NORMAL	4	8:01	P	NO SIGNIFICANT CLINICAL OBSERVATIONS
				5	6:52	P	NO SIGNIFICANT CLINICAL OBSERVATIONS
				6	9:23	P	NO SIGNIFICANT CLINICAL OBSERVATIONS
				7	8:38	P	NO SIGNIFICANT CLINICAL OBSERVATIONS
				8	11:25	P	NO SIGNIFICANT CLINICAL OBSERVATIONS
				9	10:54	P	NO SIGNIFICANT CLINICAL OBSERVATIONS
				10	9:02	P	NO SIGNIFICANT CLINICAL OBSERVATIONS
				11	7:51	P	NO SIGNIFICANT CLINICAL OBSERVATIONS
				12	7:09	P	NO SIGNIFICANT CLINICAL OBSERVATIONS
				13	6:59	P	NO SIGNIFICANT CLINICAL OBSERVATIONS
				14	7:43	P	NO SIGNIFICANT CLINICAL OBSERVATIONS
				15	9:30	P	NO SIGNIFICANT CLINICAL OBSERVATIONS
				16	13:11	P	NO SIGNIFICANT CLINICAL OBSERVATIONS
				17	8:04	P	NO SIGNIFICANT CLINICAL OBSERVATIONS
				18	9:53	P	NO SIGNIFICANT CLINICAL OBSERVATIONS
				19	9:12	P	NO SIGNIFICANT CLINICAL OBSERVATIONS
				20	9:57	P	NO SIGNIFICANT CLINICAL OBSERVATIONS
				21	9:37	P	NO SIGNIFICANT CLINICAL OBSERVATIONS
				22	11:10	P	NO SIGNIFICANT CLINICAL OBSERVATIONS
				23	8:27	P	NO SIGNIFICANT CLINICAL OBSERVATIONS
				24	10:07	P	NO SIGNIFICANT CLINICAL OBSERVATIONS
				25	11:58	P	NO SIGNIFICANT CLINICAL OBSERVATIONS
				26	10:04	P	NO SIGNIFICANT CLINICAL OBSERVATIONS
				27	9:20	P	NO SIGNIFICANT CLINICAL OBSERVATIONS
90123	M	0 MG/KG/DAY	NORMAL	0	14:03	P	NO SIGNIFICANT CLINICAL OBSERVATIONS
				1	12:09	P	NO SIGNIFICANT CLINICAL OBSERVATIONS
				2	11:03	P	NO SIGNIFICANT CLINICAL OBSERVATIONS
				3	8:15	P	NO SIGNIFICANT CLINICAL OBSERVATIONS
				4	8:01	P	NO SIGNIFICANT CLINICAL OBSERVATIONS

GRADE CODE: 1 - SLIGHT 2 - MODERATE 3 - SEVERE P - PRESENT

TABLE A5 (AT TIME OF DOSING - MALES)

PROJECT NO.:WIL-189205M A 28-DAY ORAL STUDY OF H-28397 IN RATS WITH 28-DAY RECOVERY PAGE 6
SPONSOR:E.I. DUPONT INDIVIDUAL CLINICAL OBSERVATIONS
SPONSOR NO.:DUPONT-24447

STUDY DAYS: 0 THROUGH 27

ANIMAL	SEX	GROUP	CATEGORY	STUDY DAY	TIME	GRADE	OBSERVATIONS
90123	M	0 MG/KG/DAY	NORMAL	5	6:52	P	NO SIGNIFICANT CLINICAL OBSERVATIONS
				6	9:23	P	NO SIGNIFICANT CLINICAL OBSERVATIONS
				7	8:38	P	NO SIGNIFICANT CLINICAL OBSERVATIONS
				8	11:26	P	NO SIGNIFICANT CLINICAL OBSERVATIONS
				9	10:55	P	NO SIGNIFICANT CLINICAL OBSERVATIONS
				10	8:57	P	NO SIGNIFICANT CLINICAL OBSERVATIONS
				11	7:52	P	NO SIGNIFICANT CLINICAL OBSERVATIONS
				12	7:10	P	NO SIGNIFICANT CLINICAL OBSERVATIONS
				13	6:59	P	NO SIGNIFICANT CLINICAL OBSERVATIONS
				14	7:43	P	NO SIGNIFICANT CLINICAL OBSERVATIONS
				15	9:30	P	NO SIGNIFICANT CLINICAL OBSERVATIONS
				16	13:11	P	NO SIGNIFICANT CLINICAL OBSERVATIONS
				17	8:04	P	NO SIGNIFICANT CLINICAL OBSERVATIONS
				18	9:53	P	NO SIGNIFICANT CLINICAL OBSERVATIONS
				19	9:12	P	NO SIGNIFICANT CLINICAL OBSERVATIONS
				20	9:58	P	NO SIGNIFICANT CLINICAL OBSERVATIONS
				21	9:37	P	NO SIGNIFICANT CLINICAL OBSERVATIONS
				22	11:10	P	NO SIGNIFICANT CLINICAL OBSERVATIONS
				23	8:27	P	NO SIGNIFICANT CLINICAL OBSERVATIONS
				24	10:07	P	NO SIGNIFICANT CLINICAL OBSERVATIONS
				25	11:58	P	NO SIGNIFICANT CLINICAL OBSERVATIONS
				26	10:05	P	NO SIGNIFICANT CLINICAL OBSERVATIONS
				27	9:20	P	NO SIGNIFICANT CLINICAL OBSERVATIONS
90125	M	0 MG/KG/DAY	NORMAL	0	14:03	P	NO SIGNIFICANT CLINICAL OBSERVATIONS
				1	12:10	P	NO SIGNIFICANT CLINICAL OBSERVATIONS
				2	11:04	P	NO SIGNIFICANT CLINICAL OBSERVATIONS
				3	8:15	P	NO SIGNIFICANT CLINICAL OBSERVATIONS
				4	8:01	P	NO SIGNIFICANT CLINICAL OBSERVATIONS
				5	6:52	P	NO SIGNIFICANT CLINICAL OBSERVATIONS

GRADE CODE: 1 - SLIGHT 2 - MODERATE 3 - SEVERE P - PRESENT

TABLE A5 (AT TIME OF DOSING - MALES)

PROJECT NO.:WIL-189205M A 28-DAY ORAL STUDY OF H-28397 IN RATS WITH 28-DAY RECOVERY PAGE 7
SPONSOR:E.I. DUPONT INDIVIDUAL CLINICAL OBSERVATIONS
SPONSOR NO.:DUPONT-24447

STUDY DAYS: 0 THROUGH 27

ANIMAL	SEX	GROUP	CATEGORY	STUDY DAY	TIME	GRADE	OBSERVATIONS
90125	M	0 MG/KG/DAY	NORMAL	6	9:23	P	NO SIGNIFICANT CLINICAL OBSERVATIONS
				7	8:38	P	NO SIGNIFICANT CLINICAL OBSERVATIONS
				8	11:27	P	NO SIGNIFICANT CLINICAL OBSERVATIONS
				9	10:55	P	NO SIGNIFICANT CLINICAL OBSERVATIONS
				10	8:57	P	NO SIGNIFICANT CLINICAL OBSERVATIONS
				11	7:52	P	NO SIGNIFICANT CLINICAL OBSERVATIONS
				12	7:10	P	NO SIGNIFICANT CLINICAL OBSERVATIONS
				13	7:00	P	NO SIGNIFICANT CLINICAL OBSERVATIONS
				14	7:44	P	NO SIGNIFICANT CLINICAL OBSERVATIONS
				15	9:30	P	NO SIGNIFICANT CLINICAL OBSERVATIONS
				16	13:11	P	NO SIGNIFICANT CLINICAL OBSERVATIONS
				17	8:05	P	NO SIGNIFICANT CLINICAL OBSERVATIONS
				18	9:54	P	NO SIGNIFICANT CLINICAL OBSERVATIONS
				19	9:13	P	NO SIGNIFICANT CLINICAL OBSERVATIONS
				20	9:58	P	NO SIGNIFICANT CLINICAL OBSERVATIONS
				21	9:38	P	NO SIGNIFICANT CLINICAL OBSERVATIONS
				22	11:10	P	NO SIGNIFICANT CLINICAL OBSERVATIONS
				23	8:27	P	NO SIGNIFICANT CLINICAL OBSERVATIONS
				24	10:08	P	NO SIGNIFICANT CLINICAL OBSERVATIONS
				25	11:59	P	NO SIGNIFICANT CLINICAL OBSERVATIONS
				26	10:05	P	NO SIGNIFICANT CLINICAL OBSERVATIONS
				27	9:20	P	NO SIGNIFICANT CLINICAL OBSERVATIONS
90129	M	0 MG/KG/DAY	NORMAL	0	14:03	P	NO SIGNIFICANT CLINICAL OBSERVATIONS
				1	12:10	P	NO SIGNIFICANT CLINICAL OBSERVATIONS
				2	11:04	P	NO SIGNIFICANT CLINICAL OBSERVATIONS
				3	8:16	P	NO SIGNIFICANT CLINICAL OBSERVATIONS
				4	8:02	P	NO SIGNIFICANT CLINICAL OBSERVATIONS
				5	6:52	P	NO SIGNIFICANT CLINICAL OBSERVATIONS
				6	9:23	P	NO SIGNIFICANT CLINICAL OBSERVATIONS

GRADE CODE: 1 - SLIGHT 2 - MODERATE 3 - SEVERE P - PRESENT

TABLE A5 (AT TIME OF DOSING - MALES)

PROJECT NO.:WIL-189205M A 28-DAY ORAL STUDY OF H-28397 IN RATS WITH 28-DAY RECOVERY PAGE 8
SPONSOR:E.I. DUPONT INDIVIDUAL CLINICAL OBSERVATIONS
SPONSOR NO.:DUPONT-24447

STUDY DAYS: 0 THROUGH 27

ANIMAL	SEX	GROUP	CATEGORY	STUDY DAY	TIME	GRADE	OBSERVATIONS
90129	M	0 MG/KG/DAY	NORMAL	7	8:39	P	NO SIGNIFICANT CLINICAL OBSERVATIONS
				8	11:27	P	NO SIGNIFICANT CLINICAL OBSERVATIONS
				9	10:55	P	NO SIGNIFICANT CLINICAL OBSERVATIONS
				10	8:57	P	NO SIGNIFICANT CLINICAL OBSERVATIONS
				11	7:52	P	NO SIGNIFICANT CLINICAL OBSERVATIONS
				12	7:10	P	NO SIGNIFICANT CLINICAL OBSERVATIONS
				13	7:00	P	NO SIGNIFICANT CLINICAL OBSERVATIONS
				14	7:44	P	NO SIGNIFICANT CLINICAL OBSERVATIONS
				15	9:30	P	NO SIGNIFICANT CLINICAL OBSERVATIONS
				16	13:11	P	NO SIGNIFICANT CLINICAL OBSERVATIONS
				17	8:05	P	NO SIGNIFICANT CLINICAL OBSERVATIONS
				18	9:54	P	NO SIGNIFICANT CLINICAL OBSERVATIONS
				19	9:13	P	NO SIGNIFICANT CLINICAL OBSERVATIONS
				20	9:58	P	NO SIGNIFICANT CLINICAL OBSERVATIONS
				21	9:38	P	NO SIGNIFICANT CLINICAL OBSERVATIONS
				22	11:10	P	NO SIGNIFICANT CLINICAL OBSERVATIONS
				23	8:28	P	NO SIGNIFICANT CLINICAL OBSERVATIONS
				24	10:08	P	NO SIGNIFICANT CLINICAL OBSERVATIONS
				25	11:59	P	NO SIGNIFICANT CLINICAL OBSERVATIONS
				26	10:06	P	NO SIGNIFICANT CLINICAL OBSERVATIONS
				27	9:20	P	NO SIGNIFICANT CLINICAL OBSERVATIONS
90139	M	0 MG/KG/DAY	NORMAL	0	14:04	P	NO SIGNIFICANT CLINICAL OBSERVATIONS
				1	12:10	P	NO SIGNIFICANT CLINICAL OBSERVATIONS
				2	11:04	P	NO SIGNIFICANT CLINICAL OBSERVATIONS
				3	8:16	P	NO SIGNIFICANT CLINICAL OBSERVATIONS
				4	8:02	P	NO SIGNIFICANT CLINICAL OBSERVATIONS
				5	6:53	P	NO SIGNIFICANT CLINICAL OBSERVATIONS
				6	9:24	P	NO SIGNIFICANT CLINICAL OBSERVATIONS
				7	8:39	P	NO SIGNIFICANT CLINICAL OBSERVATIONS

GRADE CODE: 1 - SLIGHT 2 - MODERATE 3 - SEVERE P - PRESENT

TABLE A5 (AT TIME OF DOSING - MALES)

PROJECT NO.:WIL-189205M A 28-DAY ORAL STUDY OF H-28397 IN RATS WITH 28-DAY RECOVERY PAGE 9
SPONSOR:E.I. DUPONT INDIVIDUAL CLINICAL OBSERVATIONS
SPONSOR NO.:DUPONT-24447

STUDY DAYS: 0 THROUGH 27

ANIMAL	SEX	GROUP	CATEGORY	STUDY DAY	TIME	GRADE	OBSERVATIONS
90139	M	0 MG/KG/DAY	NORMAL	8	11:27	P	NO SIGNIFICANT CLINICAL OBSERVATIONS
				9	10:56	P	NO SIGNIFICANT CLINICAL OBSERVATIONS
				10	8:58	P	NO SIGNIFICANT CLINICAL OBSERVATIONS
				11	7:53	P	NO SIGNIFICANT CLINICAL OBSERVATIONS
				12	7:11	P	NO SIGNIFICANT CLINICAL OBSERVATIONS
				13	7:00	P	NO SIGNIFICANT CLINICAL OBSERVATIONS
				14	7:44	P	NO SIGNIFICANT CLINICAL OBSERVATIONS
				15	9:31	P	NO SIGNIFICANT CLINICAL OBSERVATIONS
				16	13:12	P	NO SIGNIFICANT CLINICAL OBSERVATIONS
				17	8:05	P	NO SIGNIFICANT CLINICAL OBSERVATIONS
				18	9:55	P	NO SIGNIFICANT CLINICAL OBSERVATIONS
				19	9:13	P	NO SIGNIFICANT CLINICAL OBSERVATIONS
				20	9:58	P	NO SIGNIFICANT CLINICAL OBSERVATIONS
				21	9:39	P	NO SIGNIFICANT CLINICAL OBSERVATIONS
				22	11:10	P	NO SIGNIFICANT CLINICAL OBSERVATIONS
				23	8:28	P	NO SIGNIFICANT CLINICAL OBSERVATIONS
				24	10:08	P	NO SIGNIFICANT CLINICAL OBSERVATIONS
				25	11:59	P	NO SIGNIFICANT CLINICAL OBSERVATIONS
				26	10:06	P	NO SIGNIFICANT CLINICAL OBSERVATIONS
				27	9:20	P	NO SIGNIFICANT CLINICAL OBSERVATIONS
90140	M	0 MG/KG/DAY	NORMAL	0	14:04	P	NO SIGNIFICANT CLINICAL OBSERVATIONS
				1	12:10	P	NO SIGNIFICANT CLINICAL OBSERVATIONS
				2	11:04	P	NO SIGNIFICANT CLINICAL OBSERVATIONS
				3	8:17	P	NO SIGNIFICANT CLINICAL OBSERVATIONS
				4	8:02	P	NO SIGNIFICANT CLINICAL OBSERVATIONS
				5	6:53	P	NO SIGNIFICANT CLINICAL OBSERVATIONS
				6	9:24	P	NO SIGNIFICANT CLINICAL OBSERVATIONS
				7	8:39	P	NO SIGNIFICANT CLINICAL OBSERVATIONS
				8	11:28	P	NO SIGNIFICANT CLINICAL OBSERVATIONS

GRADE CODE: 1 - SLIGHT 2 - MODERATE 3 - SEVERE P - PRESENT

TABLE A5 (AT TIME OF DOSING - MALES)

PROJECT NO.:WIL-189205M A 28-DAY ORAL STUDY OF H-28397 IN RATS WITH 28-DAY RECOVERY PAGE 10
SPONSOR:E.I. DUPONT INDIVIDUAL CLINICAL OBSERVATIONS
SPONSOR NO.:DUPONT-24447

STUDY DAYS: 0 THROUGH 27

ANIMAL	SEX	GROUP	CATEGORY	STUDY DAY	TIME	GRADE	OBSERVATIONS
90140	M	0 MG/KG/DAY	NORMAL	9	10:56	P	NO SIGNIFICANT CLINICAL OBSERVATIONS
				10	8:58	P	NO SIGNIFICANT CLINICAL OBSERVATIONS
				11	7:53	P	NO SIGNIFICANT CLINICAL OBSERVATIONS
				12	7:11	P	NO SIGNIFICANT CLINICAL OBSERVATIONS
				13	7:01	P	NO SIGNIFICANT CLINICAL OBSERVATIONS
				14	7:45	P	NO SIGNIFICANT CLINICAL OBSERVATIONS
				15	9:31	P	NO SIGNIFICANT CLINICAL OBSERVATIONS
				16	13:12	P	NO SIGNIFICANT CLINICAL OBSERVATIONS
				17	8:05	P	NO SIGNIFICANT CLINICAL OBSERVATIONS
				18	9:55	P	NO SIGNIFICANT CLINICAL OBSERVATIONS
				19	9:13	P	NO SIGNIFICANT CLINICAL OBSERVATIONS
				20	9:58	P	NO SIGNIFICANT CLINICAL OBSERVATIONS
				21	9:39	P	NO SIGNIFICANT CLINICAL OBSERVATIONS
				22	11:11	P	NO SIGNIFICANT CLINICAL OBSERVATIONS
				23	8:28	P	NO SIGNIFICANT CLINICAL OBSERVATIONS
				24	10:08	P	NO SIGNIFICANT CLINICAL OBSERVATIONS
				25	11:59	P	NO SIGNIFICANT CLINICAL OBSERVATIONS
				26	10:07	P	NO SIGNIFICANT CLINICAL OBSERVATIONS
				27	9:21	P	NO SIGNIFICANT CLINICAL OBSERVATIONS
90145	M	0 MG/KG/DAY	NORMAL	0	14:04	P	NO SIGNIFICANT CLINICAL OBSERVATIONS
				1	12:11	P	NO SIGNIFICANT CLINICAL OBSERVATIONS
				2	11:05	P	NO SIGNIFICANT CLINICAL OBSERVATIONS
				3	8:17	P	NO SIGNIFICANT CLINICAL OBSERVATIONS
				4	8:03	P	NO SIGNIFICANT CLINICAL OBSERVATIONS
				5	6:53	P	NO SIGNIFICANT CLINICAL OBSERVATIONS
				6	9:24	P	NO SIGNIFICANT CLINICAL OBSERVATIONS
				7	8:40	P	NO SIGNIFICANT CLINICAL OBSERVATIONS
				8	11:28	P	NO SIGNIFICANT CLINICAL OBSERVATIONS
				9	10:56	P	NO SIGNIFICANT CLINICAL OBSERVATIONS

GRADE CODE: 1 - SLIGHT 2 - MODERATE 3 - SEVERE P - PRESENT

TABLE A5 (AT TIME OF DOSING - MALES)

PROJECT NO.:WIL-189205M A 28-DAY ORAL STUDY OF H-28397 IN RATS WITH 28-DAY RECOVERY PAGE 11
SPONSOR:E.I. DUPONT INDIVIDUAL CLINICAL OBSERVATIONS
SPONSOR NO.:DUPONT-24447

STUDY DAYS: 0 THROUGH 27

ANIMAL	SEX	GROUP	CATEGORY	STUDY DAY	TIME	GRADE	OBSERVATIONS
90145	M	0 MG/KG/DAY	NORMAL	10	8:58	P	NO SIGNIFICANT CLINICAL OBSERVATIONS
				11	7:53	P	NO SIGNIFICANT CLINICAL OBSERVATIONS
				12	7:12	P	NO SIGNIFICANT CLINICAL OBSERVATIONS
				13	7:01	P	NO SIGNIFICANT CLINICAL OBSERVATIONS
				14	7:45	P	NO SIGNIFICANT CLINICAL OBSERVATIONS
				15	9:31	P	NO SIGNIFICANT CLINICAL OBSERVATIONS
				16	13:12	P	NO SIGNIFICANT CLINICAL OBSERVATIONS
				17	8:06	P	NO SIGNIFICANT CLINICAL OBSERVATIONS
				18	9:56	P	NO SIGNIFICANT CLINICAL OBSERVATIONS
				19	9:14	P	NO SIGNIFICANT CLINICAL OBSERVATIONS
				20	9:59	P	NO SIGNIFICANT CLINICAL OBSERVATIONS
				21	9:39	P	NO SIGNIFICANT CLINICAL OBSERVATIONS
				22	11:11	P	NO SIGNIFICANT CLINICAL OBSERVATIONS
				23	8:29	P	NO SIGNIFICANT CLINICAL OBSERVATIONS
				24	10:09	P	NO SIGNIFICANT CLINICAL OBSERVATIONS
				25	11:59	P	NO SIGNIFICANT CLINICAL OBSERVATIONS
				26	10:07	P	NO SIGNIFICANT CLINICAL OBSERVATIONS
				27	9:21	P	NO SIGNIFICANT CLINICAL OBSERVATIONS
90152	M	0 MG/KG/DAY	NORMAL	0	14:04	P	NO SIGNIFICANT CLINICAL OBSERVATIONS
				1	12:11	P	NO SIGNIFICANT CLINICAL OBSERVATIONS
				2	11:05	P	NO SIGNIFICANT CLINICAL OBSERVATIONS
				3	8:18	P	NO SIGNIFICANT CLINICAL OBSERVATIONS
				4	8:03	P	NO SIGNIFICANT CLINICAL OBSERVATIONS
				5	6:54	P	NO SIGNIFICANT CLINICAL OBSERVATIONS
				6	9:24	P	NO SIGNIFICANT CLINICAL OBSERVATIONS
				7	8:40	P	NO SIGNIFICANT CLINICAL OBSERVATIONS
				8	11:28	P	NO SIGNIFICANT CLINICAL OBSERVATIONS
				9	10:57	P	NO SIGNIFICANT CLINICAL OBSERVATIONS
				10	8:58	P	NO SIGNIFICANT CLINICAL OBSERVATIONS

GRADE CODE: 1 - SLIGHT 2 - MODERATE 3 - SEVERE P - PRESENT

TABLE A5 (AT TIME OF DOSING - MALES)

PROJECT NO.:WIL-189205M A 28-DAY ORAL STUDY OF H-28397 IN RATS WITH 28-DAY RECOVERY PAGE 12
SPONSOR:E.I. DUPONT INDIVIDUAL CLINICAL OBSERVATIONS
SPONSOR NO.:DUPONT-24447

STUDY DAYS: 0 THROUGH 27

ANIMAL	SEX	GROUP	CATEGORY	STUDY DAY	TIME	GRADE	OBSERVATIONS
90152	M	0 MG/KG/DAY	NORMAL	11	7:53	P	NO SIGNIFICANT CLINICAL OBSERVATIONS
				12	7:12	P	NO SIGNIFICANT CLINICAL OBSERVATIONS
				13	7:02	P	NO SIGNIFICANT CLINICAL OBSERVATIONS
				14	7:45	P	NO SIGNIFICANT CLINICAL OBSERVATIONS
				15	9:31	P	NO SIGNIFICANT CLINICAL OBSERVATIONS
				16	13:13	P	NO SIGNIFICANT CLINICAL OBSERVATIONS
				17	8:06	P	NO SIGNIFICANT CLINICAL OBSERVATIONS
				18	9:56	P	NO SIGNIFICANT CLINICAL OBSERVATIONS
				19	9:14	P	NO SIGNIFICANT CLINICAL OBSERVATIONS
				20	9:59	P	NO SIGNIFICANT CLINICAL OBSERVATIONS
				21	9:40	P	NO SIGNIFICANT CLINICAL OBSERVATIONS
				22	11:11	P	NO SIGNIFICANT CLINICAL OBSERVATIONS
				23	8:29	P	NO SIGNIFICANT CLINICAL OBSERVATIONS
				24	10:09	P	NO SIGNIFICANT CLINICAL OBSERVATIONS
				25	12:00	P	NO SIGNIFICANT CLINICAL OBSERVATIONS
				26	10:07	P	NO SIGNIFICANT CLINICAL OBSERVATIONS
				27	9:21	P	NO SIGNIFICANT CLINICAL OBSERVATIONS
90153	M	0 MG/KG/DAY	NORMAL	0	14:05	P	NO SIGNIFICANT CLINICAL OBSERVATIONS
				1	12:11	P	NO SIGNIFICANT CLINICAL OBSERVATIONS
				2	11:05	P	NO SIGNIFICANT CLINICAL OBSERVATIONS
				3	8:18	P	NO SIGNIFICANT CLINICAL OBSERVATIONS
				4	8:03	P	NO SIGNIFICANT CLINICAL OBSERVATIONS
				5	6:54	P	NO SIGNIFICANT CLINICAL OBSERVATIONS
				6	9:25	P	NO SIGNIFICANT CLINICAL OBSERVATIONS
				7	8:40	P	NO SIGNIFICANT CLINICAL OBSERVATIONS
				8	11:29	P	NO SIGNIFICANT CLINICAL OBSERVATIONS
				9	10:57	P	NO SIGNIFICANT CLINICAL OBSERVATIONS
				10	8:59	P	NO SIGNIFICANT CLINICAL OBSERVATIONS
				11	7:54	P	NO SIGNIFICANT CLINICAL OBSERVATIONS

GRADE CODE: 1 - SLIGHT 2 - MODERATE 3 - SEVERE P - PRESENT

TABLE A5 (AT TIME OF DOSING - MALES)

PROJECT NO.:WIL-189205M A 28-DAY ORAL STUDY OF H-28397 IN RATS WITH 28-DAY RECOVERY PAGE 13
SPONSOR:E.I. DUPONT INDIVIDUAL CLINICAL OBSERVATIONS
SPONSOR NO.:DUPONT-24447

STUDY DAYS: 0 THROUGH 27

ANIMAL	SEX	GROUP	CATEGORY	STUDY DAY	TIME	GRADE	OBSERVATIONS
90153	M	0 MG/KG/DAY	NORMAL	12	7:12	P	NO SIGNIFICANT CLINICAL OBSERVATIONS
				13	7:02	P	NO SIGNIFICANT CLINICAL OBSERVATIONS
				14	7:45	P	NO SIGNIFICANT CLINICAL OBSERVATIONS
				15	9:32	P	NO SIGNIFICANT CLINICAL OBSERVATIONS
				16	13:13	P	NO SIGNIFICANT CLINICAL OBSERVATIONS
				17	8:06	P	NO SIGNIFICANT CLINICAL OBSERVATIONS
				18	9:57	P	NO SIGNIFICANT CLINICAL OBSERVATIONS
				19	9:14	P	NO SIGNIFICANT CLINICAL OBSERVATIONS
				20	9:59	P	NO SIGNIFICANT CLINICAL OBSERVATIONS
				21	9:40	P	NO SIGNIFICANT CLINICAL OBSERVATIONS
				22	11:12	P	NO SIGNIFICANT CLINICAL OBSERVATIONS
				23	8:29	P	NO SIGNIFICANT CLINICAL OBSERVATIONS
				24	10:09	P	NO SIGNIFICANT CLINICAL OBSERVATIONS
				25	12:00	P	NO SIGNIFICANT CLINICAL OBSERVATIONS
				26	10:07	P	NO SIGNIFICANT CLINICAL OBSERVATIONS
				27	9:21	P	NO SIGNIFICANT CLINICAL OBSERVATIONS
90156	M	0 MG/KG/DAY	NORMAL	0	14:05	P	NO SIGNIFICANT CLINICAL OBSERVATIONS
				1	12:11	P	NO SIGNIFICANT CLINICAL OBSERVATIONS
				2	11:06	P	NO SIGNIFICANT CLINICAL OBSERVATIONS
				3	8:19	P	NO SIGNIFICANT CLINICAL OBSERVATIONS
				4	8:04	P	NO SIGNIFICANT CLINICAL OBSERVATIONS
				5	6:54	P	NO SIGNIFICANT CLINICAL OBSERVATIONS
				6	9:25	P	NO SIGNIFICANT CLINICAL OBSERVATIONS
				7	8:40	P	NO SIGNIFICANT CLINICAL OBSERVATIONS
				8	11:29	P	NO SIGNIFICANT CLINICAL OBSERVATIONS
				9	10:57	P	NO SIGNIFICANT CLINICAL OBSERVATIONS
				10	8:59	P	NO SIGNIFICANT CLINICAL OBSERVATIONS
				11	7:54	P	NO SIGNIFICANT CLINICAL OBSERVATIONS
				12	7:13	P	NO SIGNIFICANT CLINICAL OBSERVATIONS

GRADE CODE: 1 - SLIGHT 2 - MODERATE 3 - SEVERE P - PRESENT

TABLE A5 (AT TIME OF DOSING - MALES)

PROJECT NO.:WIL-189205M A 28-DAY ORAL STUDY OF H-28397 IN RATS WITH 28-DAY RECOVERY PAGE 14
SPONSOR:E.I. DUPONT INDIVIDUAL CLINICAL OBSERVATIONS
SPONSOR NO.:DUPONT-24447

STUDY DAYS: 0 THROUGH 27

ANIMAL	SEX	GROUP	CATEGORY	STUDY DAY	TIME	GRADE	OBSERVATIONS
90156	M	0 MG/KG/DAY	NORMAL	13	7:02	P	NO SIGNIFICANT CLINICAL OBSERVATIONS
				14	7:46	P	NO SIGNIFICANT CLINICAL OBSERVATIONS
				15	9:32	P	NO SIGNIFICANT CLINICAL OBSERVATIONS
				16	13:13	P	NO SIGNIFICANT CLINICAL OBSERVATIONS
				17	8:07	P	NO SIGNIFICANT CLINICAL OBSERVATIONS
				18	9:57	P	NO SIGNIFICANT CLINICAL OBSERVATIONS
				19	9:14	P	NO SIGNIFICANT CLINICAL OBSERVATIONS
				20	10:00	P	NO SIGNIFICANT CLINICAL OBSERVATIONS
				21	9:40	P	NO SIGNIFICANT CLINICAL OBSERVATIONS
				22	11:12	P	NO SIGNIFICANT CLINICAL OBSERVATIONS
				23	8:30	P	NO SIGNIFICANT CLINICAL OBSERVATIONS
				24	10:09	P	NO SIGNIFICANT CLINICAL OBSERVATIONS
				25	12:00	P	NO SIGNIFICANT CLINICAL OBSERVATIONS
				26	10:08	P	NO SIGNIFICANT CLINICAL OBSERVATIONS
				27	9:22	P	NO SIGNIFICANT CLINICAL OBSERVATIONS
90158	M	0 MG/KG/DAY	NORMAL	0	14:05	P	NO SIGNIFICANT CLINICAL OBSERVATIONS
				1	12:12	P	NO SIGNIFICANT CLINICAL OBSERVATIONS
				2	11:06	P	NO SIGNIFICANT CLINICAL OBSERVATIONS
				3	8:19	P	NO SIGNIFICANT CLINICAL OBSERVATIONS
				4	8:04	P	NO SIGNIFICANT CLINICAL OBSERVATIONS
				5	6:54	P	NO SIGNIFICANT CLINICAL OBSERVATIONS
				6	9:25	P	NO SIGNIFICANT CLINICAL OBSERVATIONS
				7	8:41	P	NO SIGNIFICANT CLINICAL OBSERVATIONS
				8	11:29	P	NO SIGNIFICANT CLINICAL OBSERVATIONS
				9	10:57	P	NO SIGNIFICANT CLINICAL OBSERVATIONS
				10	8:59	P	NO SIGNIFICANT CLINICAL OBSERVATIONS
				11	7:54	P	NO SIGNIFICANT CLINICAL OBSERVATIONS
				12	7:13	P	NO SIGNIFICANT CLINICAL OBSERVATIONS
				13	7:03	P	NO SIGNIFICANT CLINICAL OBSERVATIONS

GRADE CODE: 1 - SLIGHT 2 - MODERATE 3 - SEVERE P - PRESENT

TABLE A5 (AT TIME OF DOSING - MALES)

PROJECT NO.:WIL-189205M A 28-DAY ORAL STUDY OF H-28397 IN RATS WITH 28-DAY RECOVERY PAGE 15
SPONSOR:E.I. DUPONT INDIVIDUAL CLINICAL OBSERVATIONS
SPONSOR NO.:DUPONT-24447

STUDY DAYS: 0 THROUGH 27

ANIMAL	SEX	GROUP	CATEGORY	STUDY DAY	TIME	GRADE	OBSERVATIONS
90158	M	0 MG/KG/DAY	NORMAL	14	7:46	P	NO SIGNIFICANT CLINICAL OBSERVATIONS
				15	9:32	P	NO SIGNIFICANT CLINICAL OBSERVATIONS
				16	13:14	P	NO SIGNIFICANT CLINICAL OBSERVATIONS
				17	8:07	P	NO SIGNIFICANT CLINICAL OBSERVATIONS
				18	9:58	P	NO SIGNIFICANT CLINICAL OBSERVATIONS
				19	9:15	P	NO SIGNIFICANT CLINICAL OBSERVATIONS
				20	10:00	P	NO SIGNIFICANT CLINICAL OBSERVATIONS
				21	9:41	P	NO SIGNIFICANT CLINICAL OBSERVATIONS
				22	11:12	P	NO SIGNIFICANT CLINICAL OBSERVATIONS
				23	8:30	P	NO SIGNIFICANT CLINICAL OBSERVATIONS
				24	10:10	P	NO SIGNIFICANT CLINICAL OBSERVATIONS
				25	12:01	P	NO SIGNIFICANT CLINICAL OBSERVATIONS
				26	10:08	P	NO SIGNIFICANT CLINICAL OBSERVATIONS
				27	9:23	P	NO SIGNIFICANT CLINICAL OBSERVATIONS
90159	M	0 MG/KG/DAY	NORMAL	0	14:06	P	NO SIGNIFICANT CLINICAL OBSERVATIONS
				1	12:12	P	NO SIGNIFICANT CLINICAL OBSERVATIONS
				2	11:06	P	NO SIGNIFICANT CLINICAL OBSERVATIONS
				3	8:20	P	NO SIGNIFICANT CLINICAL OBSERVATIONS
				4	8:05	P	NO SIGNIFICANT CLINICAL OBSERVATIONS
				5	6:55	P	NO SIGNIFICANT CLINICAL OBSERVATIONS
				6	9:25	P	NO SIGNIFICANT CLINICAL OBSERVATIONS
				7	8:41	P	NO SIGNIFICANT CLINICAL OBSERVATIONS
				8	11:30	P	NO SIGNIFICANT CLINICAL OBSERVATIONS
				9	10:58	P	NO SIGNIFICANT CLINICAL OBSERVATIONS
				10	8:59	P	NO SIGNIFICANT CLINICAL OBSERVATIONS
				11	7:55	P	NO SIGNIFICANT CLINICAL OBSERVATIONS
				12	7:14	P	NO SIGNIFICANT CLINICAL OBSERVATIONS
				13	7:03	P	NO SIGNIFICANT CLINICAL OBSERVATIONS
				14	7:47	P	NO SIGNIFICANT CLINICAL OBSERVATIONS

GRADE CODE: 1 - SLIGHT 2 - MODERATE 3 - SEVERE P - PRESENT

TABLE A5 (AT TIME OF DOSING - MALES)

PROJECT NO.:WIL-189205M A 28-DAY ORAL STUDY OF H-28397 IN RATS WITH 28-DAY RECOVERY PAGE 16
SPONSOR:E.I. DUPONT INDIVIDUAL CLINICAL OBSERVATIONS
SPONSOR NO.:DUPONT-24447

STUDY DAYS: 0 THROUGH 27

ANIMAL	SEX	GROUP	CATEGORY	STUDY DAY	TIME	GRADE	OBSERVATIONS
90159	M	0 MG/KG/DAY	NORMAL	15	9:32	P	NO SIGNIFICANT CLINICAL OBSERVATIONS
				16	13:14	P	NO SIGNIFICANT CLINICAL OBSERVATIONS
				17	8:08	P	NO SIGNIFICANT CLINICAL OBSERVATIONS
				18	9:58	P	NO SIGNIFICANT CLINICAL OBSERVATIONS
				19	9:15	P	NO SIGNIFICANT CLINICAL OBSERVATIONS
				20	10:01	P	NO SIGNIFICANT CLINICAL OBSERVATIONS
				21	9:41	P	NO SIGNIFICANT CLINICAL OBSERVATIONS
				22	11:13	P	NO SIGNIFICANT CLINICAL OBSERVATIONS
				23	8:31	P	NO SIGNIFICANT CLINICAL OBSERVATIONS
				24	10:10	P	NO SIGNIFICANT CLINICAL OBSERVATIONS
				25	12:01	P	NO SIGNIFICANT CLINICAL OBSERVATIONS
				26	10:09	P	NO SIGNIFICANT CLINICAL OBSERVATIONS
				27	9:23	P	NO SIGNIFICANT CLINICAL OBSERVATIONS
90163	M	0 MG/KG/DAY	NORMAL	0	14:06	P	NO SIGNIFICANT CLINICAL OBSERVATIONS
				1	12:12	P	NO SIGNIFICANT CLINICAL OBSERVATIONS
				2	11:07	P	NO SIGNIFICANT CLINICAL OBSERVATIONS
				3	8:20	P	NO SIGNIFICANT CLINICAL OBSERVATIONS
				4	8:05	P	NO SIGNIFICANT CLINICAL OBSERVATIONS
				5	6:55	P	NO SIGNIFICANT CLINICAL OBSERVATIONS
				6	9:25	P	NO SIGNIFICANT CLINICAL OBSERVATIONS
				7	8:41	P	NO SIGNIFICANT CLINICAL OBSERVATIONS
				8	11:30	P	NO SIGNIFICANT CLINICAL OBSERVATIONS
				9	10:58	P	NO SIGNIFICANT CLINICAL OBSERVATIONS
				10	9:00	P	NO SIGNIFICANT CLINICAL OBSERVATIONS
				11	7:55	P	NO SIGNIFICANT CLINICAL OBSERVATIONS
				12	7:14	P	NO SIGNIFICANT CLINICAL OBSERVATIONS
				13	7:03	P	NO SIGNIFICANT CLINICAL OBSERVATIONS
				14	7:47	P	NO SIGNIFICANT CLINICAL OBSERVATIONS
				15	9:33	P	NO SIGNIFICANT CLINICAL OBSERVATIONS

GRADE CODE: 1 - SLIGHT 2 - MODERATE 3 - SEVERE P - PRESENT

TABLE A5 (AT TIME OF DOSING - MALES)

PROJECT NO.:WIL-189205M A 28-DAY ORAL STUDY OF H-28397 IN RATS WITH 28-DAY RECOVERY PAGE 17
SPONSOR:E.I. DUPONT INDIVIDUAL CLINICAL OBSERVATIONS
SPONSOR NO.:DUPONT-24447

STUDY DAYS: 0 THROUGH 27

ANIMAL	SEX	GROUP	CATEGORY	STUDY DAY	TIME	GRADE	OBSERVATIONS
90163	M	0 MG/KG/DAY	NORMAL	16	13:15	P	NO SIGNIFICANT CLINICAL OBSERVATIONS
				17	8:08	P	NO SIGNIFICANT CLINICAL OBSERVATIONS
				18	9:59	P	NO SIGNIFICANT CLINICAL OBSERVATIONS
				19	9:15	P	NO SIGNIFICANT CLINICAL OBSERVATIONS
				20	10:01	P	NO SIGNIFICANT CLINICAL OBSERVATIONS
				21	9:41	P	NO SIGNIFICANT CLINICAL OBSERVATIONS
				22	11:13	P	NO SIGNIFICANT CLINICAL OBSERVATIONS
				23	8:31	P	NO SIGNIFICANT CLINICAL OBSERVATIONS
				24	10:10	P	NO SIGNIFICANT CLINICAL OBSERVATIONS
				25	12:01	P	NO SIGNIFICANT CLINICAL OBSERVATIONS
				26	10:09	P	NO SIGNIFICANT CLINICAL OBSERVATIONS
				27	9:23	P	NO SIGNIFICANT CLINICAL OBSERVATIONS
90164	M	0 MG/KG/DAY	NORMAL	0	14:06	P	NO SIGNIFICANT CLINICAL OBSERVATIONS
				1	12:12	P	NO SIGNIFICANT CLINICAL OBSERVATIONS
				2	11:07	P	NO SIGNIFICANT CLINICAL OBSERVATIONS
				3	8:21	P	NO SIGNIFICANT CLINICAL OBSERVATIONS
				4	8:05	P	NO SIGNIFICANT CLINICAL OBSERVATIONS
				5	6:55	P	NO SIGNIFICANT CLINICAL OBSERVATIONS
				6	9:26	P	NO SIGNIFICANT CLINICAL OBSERVATIONS
				7	8:42	P	NO SIGNIFICANT CLINICAL OBSERVATIONS
				8	11:31	P	NO SIGNIFICANT CLINICAL OBSERVATIONS
				9	10:58	P	NO SIGNIFICANT CLINICAL OBSERVATIONS
				10	9:00	P	NO SIGNIFICANT CLINICAL OBSERVATIONS
				11	7:55	P	NO SIGNIFICANT CLINICAL OBSERVATIONS
				12	7:14	P	NO SIGNIFICANT CLINICAL OBSERVATIONS
				13	7:04	P	NO SIGNIFICANT CLINICAL OBSERVATIONS
				14	7:48	P	NO SIGNIFICANT CLINICAL OBSERVATIONS
				15	9:33	P	NO SIGNIFICANT CLINICAL OBSERVATIONS
				16	13:15	P	NO SIGNIFICANT CLINICAL OBSERVATIONS

GRADE CODE: 1 - SLIGHT 2 - MODERATE 3 - SEVERE P - PRESENT

TABLE A5 (AT TIME OF DOSING - MALES)

PROJECT NO.:WIL-189205M A 28-DAY ORAL STUDY OF H-28397 IN RATS WITH 28-DAY RECOVERY PAGE 18
SPONSOR:E.I. DUPONT INDIVIDUAL CLINICAL OBSERVATIONS
SPONSOR NO.:DUPONT-24447

STUDY DAYS: 0 THROUGH 27

ANIMAL	SEX	GROUP	CATEGORY	STUDY DAY	TIME	GRADE	OBSERVATIONS
90164	M	0 MG/KG/DAY	NORMAL	17	8:08	P	NO SIGNIFICANT CLINICAL OBSERVATIONS
				18	10:00	P	NO SIGNIFICANT CLINICAL OBSERVATIONS
				19	9:16	P	NO SIGNIFICANT CLINICAL OBSERVATIONS
				20	10:01	P	NO SIGNIFICANT CLINICAL OBSERVATIONS
				21	9:42	P	NO SIGNIFICANT CLINICAL OBSERVATIONS
				22	11:13	P	NO SIGNIFICANT CLINICAL OBSERVATIONS
				23	8:31	P	NO SIGNIFICANT CLINICAL OBSERVATIONS
				24	10:11	P	NO SIGNIFICANT CLINICAL OBSERVATIONS
				25	12:01	P	NO SIGNIFICANT CLINICAL OBSERVATIONS
				26	10:09	P	NO SIGNIFICANT CLINICAL OBSERVATIONS
				27	9:24	P	NO SIGNIFICANT CLINICAL OBSERVATIONS
90166	M	0 MG/KG/DAY	NORMAL	0	14:07	P	NO SIGNIFICANT CLINICAL OBSERVATIONS
				1	12:13	P	NO SIGNIFICANT CLINICAL OBSERVATIONS
				2	11:07	P	NO SIGNIFICANT CLINICAL OBSERVATIONS
				3	8:21	P	NO SIGNIFICANT CLINICAL OBSERVATIONS
				4	8:06	P	NO SIGNIFICANT CLINICAL OBSERVATIONS
				5	6:55	P	NO SIGNIFICANT CLINICAL OBSERVATIONS
				6	9:26	P	NO SIGNIFICANT CLINICAL OBSERVATIONS
				7	8:42	P	NO SIGNIFICANT CLINICAL OBSERVATIONS
				8	11:31	P	NO SIGNIFICANT CLINICAL OBSERVATIONS
				9	10:59	P	NO SIGNIFICANT CLINICAL OBSERVATIONS
				10	9:00	P	NO SIGNIFICANT CLINICAL OBSERVATIONS
				11	7:55	P	NO SIGNIFICANT CLINICAL OBSERVATIONS
				12	7:19	P	NO SIGNIFICANT CLINICAL OBSERVATIONS
				13	7:04	P	NO SIGNIFICANT CLINICAL OBSERVATIONS
				14	7:48	P	NO SIGNIFICANT CLINICAL OBSERVATIONS
				15	9:33	P	NO SIGNIFICANT CLINICAL OBSERVATIONS
				16	13:15	P	NO SIGNIFICANT CLINICAL OBSERVATIONS
				17	8:09	P	NO SIGNIFICANT CLINICAL OBSERVATIONS

GRADE CODE: 1 - SLIGHT 2 - MODERATE 3 - SEVERE P - PRESENT

TABLE A5 (AT TIME OF DOSING - MALES)

PROJECT NO.:WIL-189205M A 28-DAY ORAL STUDY OF H-28397 IN RATS WITH 28-DAY RECOVERY PAGE 19
SPONSOR:E.I. DUPONT INDIVIDUAL CLINICAL OBSERVATIONS
SPONSOR NO.:DUPONT-24447

STUDY DAYS: 0 THROUGH 27

ANIMAL	SEX	GROUP	CATEGORY	STUDY DAY	TIME	GRADE	OBSERVATIONS
90166	M	0 MG/KG/DAY	NORMAL	18	10:02	P	NO SIGNIFICANT CLINICAL OBSERVATIONS
				19	9:17	P	NO SIGNIFICANT CLINICAL OBSERVATIONS
				20	10:01	P	NO SIGNIFICANT CLINICAL OBSERVATIONS
				21	9:43	P	NO SIGNIFICANT CLINICAL OBSERVATIONS
				22	11:14	P	NO SIGNIFICANT CLINICAL OBSERVATIONS
				23	8:32	P	NO SIGNIFICANT CLINICAL OBSERVATIONS
				24	10:11	P	NO SIGNIFICANT CLINICAL OBSERVATIONS
				25	12:02	P	NO SIGNIFICANT CLINICAL OBSERVATIONS
				26	10:10	P	NO SIGNIFICANT CLINICAL OBSERVATIONS
				27	9:24	P	NO SIGNIFICANT CLINICAL OBSERVATIONS
90173	M	0 MG/KG/DAY	NORMAL	0	14:07	P	NO SIGNIFICANT CLINICAL OBSERVATIONS
				1	12:13	P	NO SIGNIFICANT CLINICAL OBSERVATIONS
				2	11:08	P	NO SIGNIFICANT CLINICAL OBSERVATIONS
				3	8:22	P	NO SIGNIFICANT CLINICAL OBSERVATIONS
				4	8:06	P	NO SIGNIFICANT CLINICAL OBSERVATIONS
				5	6:55	P	NO SIGNIFICANT CLINICAL OBSERVATIONS
				6	9:26	P	NO SIGNIFICANT CLINICAL OBSERVATIONS
				7	8:43	P	NO SIGNIFICANT CLINICAL OBSERVATIONS
				8	11:32	P	NO SIGNIFICANT CLINICAL OBSERVATIONS
				9	10:59	P	NO SIGNIFICANT CLINICAL OBSERVATIONS
				10	9:01	P	NO SIGNIFICANT CLINICAL OBSERVATIONS
				11	7:56	P	NO SIGNIFICANT CLINICAL OBSERVATIONS
				12	7:20	P	NO SIGNIFICANT CLINICAL OBSERVATIONS
				13	7:05	P	NO SIGNIFICANT CLINICAL OBSERVATIONS
				14	7:48	P	NO SIGNIFICANT CLINICAL OBSERVATIONS
				15	9:34	P	NO SIGNIFICANT CLINICAL OBSERVATIONS
				16	13:15	P	NO SIGNIFICANT CLINICAL OBSERVATIONS
				17	8:09	P	NO SIGNIFICANT CLINICAL OBSERVATIONS
				18	10:25	P	NO SIGNIFICANT CLINICAL OBSERVATIONS

GRADE CODE: 1 - SLIGHT 2 - MODERATE 3 - SEVERE P - PRESENT

TABLE A5 (AT TIME OF DOSING - MALES)

PROJECT NO.:WIL-189205M A 28-DAY ORAL STUDY OF H-28397 IN RATS WITH 28-DAY RECOVERY PAGE 20
SPONSOR:E.I. DUPONT INDIVIDUAL CLINICAL OBSERVATIONS
SPONSOR NO.:DUPONT-24447

STUDY DAYS: 0 THROUGH 27

ANIMAL	SEX	GROUP	CATEGORY	STUDY DAY	TIME	GRADE	OBSERVATIONS
90173	M	0 MG/KG/DAY	NORMAL	19	9:17	P	NO SIGNIFICANT CLINICAL OBSERVATIONS
				20	10:02	P	NO SIGNIFICANT CLINICAL OBSERVATIONS
				21	9:45	P	NO SIGNIFICANT CLINICAL OBSERVATIONS
				22	11:14	P	NO SIGNIFICANT CLINICAL OBSERVATIONS
				23	8:32	P	NO SIGNIFICANT CLINICAL OBSERVATIONS
				24	10:11	P	NO SIGNIFICANT CLINICAL OBSERVATIONS
				25	12:03	P	NO SIGNIFICANT CLINICAL OBSERVATIONS
				26	10:10	P	NO SIGNIFICANT CLINICAL OBSERVATIONS
				27	9:24	P	NO SIGNIFICANT CLINICAL OBSERVATIONS
90118	M	0.3 MG/KG/DAY	NORMAL	0	14:09	P	NO SIGNIFICANT CLINICAL OBSERVATIONS
				1	12:42	P	NO SIGNIFICANT CLINICAL OBSERVATIONS
				2	11:32	P	NO SIGNIFICANT CLINICAL OBSERVATIONS
				3	8:24	P	NO SIGNIFICANT CLINICAL OBSERVATIONS
				4	8:16	P	NO SIGNIFICANT CLINICAL OBSERVATIONS
				5	7:17	P	NO SIGNIFICANT CLINICAL OBSERVATIONS
				6	9:27	P	NO SIGNIFICANT CLINICAL OBSERVATIONS
				7	8:52	P	NO SIGNIFICANT CLINICAL OBSERVATIONS
				8	12:04	P	NO SIGNIFICANT CLINICAL OBSERVATIONS
				9	11:08	P	NO SIGNIFICANT CLINICAL OBSERVATIONS
				10	9:25	P	NO SIGNIFICANT CLINICAL OBSERVATIONS
				11	8:04	P	NO SIGNIFICANT CLINICAL OBSERVATIONS
				12	7:22	P	NO SIGNIFICANT CLINICAL OBSERVATIONS
				13	7:07	P	NO SIGNIFICANT CLINICAL OBSERVATIONS
				14	7:57	P	NO SIGNIFICANT CLINICAL OBSERVATIONS
				15	9:48	P	NO SIGNIFICANT CLINICAL OBSERVATIONS
				16	13:42	P	NO SIGNIFICANT CLINICAL OBSERVATIONS
				17	8:32	P	NO SIGNIFICANT CLINICAL OBSERVATIONS
				18	10:28	P	NO SIGNIFICANT CLINICAL OBSERVATIONS
				19	9:39	P	NO SIGNIFICANT CLINICAL OBSERVATIONS

GRADE CODE: 1 - SLIGHT 2 - MODERATE 3 - SEVERE P - PRESENT

TABLE A5 (AT TIME OF DOSING - MALES)

PROJECT NO.:WIL-189205M A 28-DAY ORAL STUDY OF H-28397 IN RATS WITH 28-DAY RECOVERY PAGE 21
SPONSOR:E.I. DUPONT INDIVIDUAL CLINICAL OBSERVATIONS
SPONSOR NO.:DUPONT-24447

STUDY DAYS: 0 THROUGH 27

ANIMAL	SEX	GROUP	CATEGORY	STUDY DAY	TIME	GRADE	OBSERVATIONS
90118	M	0.3 MG/KG/DAY	NORMAL	20	10:37	P	NO SIGNIFICANT CLINICAL OBSERVATIONS
				21	10:17	P	NO SIGNIFICANT CLINICAL OBSERVATIONS
				22	11:15	P	NO SIGNIFICANT CLINICAL OBSERVATIONS
				23	8:34	P	NO SIGNIFICANT CLINICAL OBSERVATIONS
				24	10:13	P	NO SIGNIFICANT CLINICAL OBSERVATIONS
				25	12:13	P	NO SIGNIFICANT CLINICAL OBSERVATIONS
				26	10:13	P	NO SIGNIFICANT CLINICAL OBSERVATIONS
				27	9:48	P	NO SIGNIFICANT CLINICAL OBSERVATIONS
90124	M	0.3 MG/KG/DAY	NORMAL	0	14:09	P	NO SIGNIFICANT CLINICAL OBSERVATIONS
				1	12:42	P	NO SIGNIFICANT CLINICAL OBSERVATIONS
				2	11:33	P	NO SIGNIFICANT CLINICAL OBSERVATIONS
				3	8:25	P	NO SIGNIFICANT CLINICAL OBSERVATIONS
				4	8:16	P	NO SIGNIFICANT CLINICAL OBSERVATIONS
				5	7:17	P	NO SIGNIFICANT CLINICAL OBSERVATIONS
				6	9:28	P	NO SIGNIFICANT CLINICAL OBSERVATIONS
				7	8:52	P	NO SIGNIFICANT CLINICAL OBSERVATIONS
				8	12:04	P	NO SIGNIFICANT CLINICAL OBSERVATIONS
				9	11:08	P	NO SIGNIFICANT CLINICAL OBSERVATIONS
				10	9:25	P	NO SIGNIFICANT CLINICAL OBSERVATIONS
				11	8:04	P	NO SIGNIFICANT CLINICAL OBSERVATIONS
				12	7:23	P	NO SIGNIFICANT CLINICAL OBSERVATIONS
				13	7:07	P	NO SIGNIFICANT CLINICAL OBSERVATIONS
				14	7:57	P	NO SIGNIFICANT CLINICAL OBSERVATIONS
				15	9:48	P	NO SIGNIFICANT CLINICAL OBSERVATIONS
				16	13:42	P	NO SIGNIFICANT CLINICAL OBSERVATIONS
				17	8:32	P	NO SIGNIFICANT CLINICAL OBSERVATIONS
				18	10:28	P	NO SIGNIFICANT CLINICAL OBSERVATIONS
				19	9:39	P	NO SIGNIFICANT CLINICAL OBSERVATIONS
				20	10:38	P	NO SIGNIFICANT CLINICAL OBSERVATIONS

GRADE CODE: 1 - SLIGHT 2 - MODERATE 3 - SEVERE P - PRESENT

TABLE A5 (AT TIME OF DOSING - MALES)

PROJECT NO.:WIL-189205M A 28-DAY ORAL STUDY OF H-28397 IN RATS WITH 28-DAY RECOVERY PAGE 22
SPONSOR:E.I. DUPONT INDIVIDUAL CLINICAL OBSERVATIONS
SPONSOR NO.:DUPONT-24447

STUDY DAYS: 0 THROUGH 27

ANIMAL	SEX	GROUP	CATEGORY	STUDY DAY	TIME	GRADE	OBSERVATIONS
90124	M	0.3 MG/KG/DAY	NORMAL	21	10:17	P	NO SIGNIFICANT CLINICAL OBSERVATIONS
				22	11:15	P	NO SIGNIFICANT CLINICAL OBSERVATIONS
				23	8:35	P	NO SIGNIFICANT CLINICAL OBSERVATIONS
				24	10:13	P	NO SIGNIFICANT CLINICAL OBSERVATIONS
				25	12:13	P	NO SIGNIFICANT CLINICAL OBSERVATIONS
				26	10:13	P	NO SIGNIFICANT CLINICAL OBSERVATIONS
				27	9:49	P	NO SIGNIFICANT CLINICAL OBSERVATIONS
90127	M	0.3 MG/KG/DAY	NORMAL	0	14:10	P	NO SIGNIFICANT CLINICAL OBSERVATIONS
				1	12:42	P	NO SIGNIFICANT CLINICAL OBSERVATIONS
				2	11:33	P	NO SIGNIFICANT CLINICAL OBSERVATIONS
				3	8:25	P	NO SIGNIFICANT CLINICAL OBSERVATIONS
				4	8:17	P	NO SIGNIFICANT CLINICAL OBSERVATIONS
				5	7:17	P	NO SIGNIFICANT CLINICAL OBSERVATIONS
				6	9:28	P	NO SIGNIFICANT CLINICAL OBSERVATIONS
				7	8:52	P	NO SIGNIFICANT CLINICAL OBSERVATIONS
				8	12:04	P	NO SIGNIFICANT CLINICAL OBSERVATIONS
				9	11:09	P	NO SIGNIFICANT CLINICAL OBSERVATIONS
				10	9:25	P	NO SIGNIFICANT CLINICAL OBSERVATIONS
				11	8:05	P	NO SIGNIFICANT CLINICAL OBSERVATIONS
				12	7:23	P	NO SIGNIFICANT CLINICAL OBSERVATIONS
				13	7:08	P	NO SIGNIFICANT CLINICAL OBSERVATIONS
				14	7:58	P	NO SIGNIFICANT CLINICAL OBSERVATIONS
				15	9:48	P	NO SIGNIFICANT CLINICAL OBSERVATIONS
				16	13:42	P	NO SIGNIFICANT CLINICAL OBSERVATIONS
				17	8:32	P	NO SIGNIFICANT CLINICAL OBSERVATIONS
				18	10:29	P	NO SIGNIFICANT CLINICAL OBSERVATIONS
				19	9:39	P	NO SIGNIFICANT CLINICAL OBSERVATIONS
				20	10:38	P	NO SIGNIFICANT CLINICAL OBSERVATIONS
				21	10:17	P	NO SIGNIFICANT CLINICAL OBSERVATIONS

GRADE CODE: 1 - SLIGHT 2 - MODERATE 3 - SEVERE P - PRESENT

TABLE A5 (AT TIME OF DOSING - MALES)

PROJECT NO.:WIL-189205M A 28-DAY ORAL STUDY OF H-28397 IN RATS WITH 28-DAY RECOVERY PAGE 23
SPONSOR:E.I. DUPONT INDIVIDUAL CLINICAL OBSERVATIONS
SPONSOR NO.:DUPONT-24447

STUDY DAYS: 0 THROUGH 27

ANIMAL	SEX	GROUP	CATEGORY	STUDY DAY	TIME	GRADE	OBSERVATIONS
90127	M	0.3 MG/KG/DAY	NORMAL	22	11:15	P	NO SIGNIFICANT CLINICAL OBSERVATIONS
				23	8:35	P	NO SIGNIFICANT CLINICAL OBSERVATIONS
				24	10:13	P	NO SIGNIFICANT CLINICAL OBSERVATIONS
				25	12:14	P	NO SIGNIFICANT CLINICAL OBSERVATIONS
				26	10:14	P	NO SIGNIFICANT CLINICAL OBSERVATIONS
				27	9:49	P	NO SIGNIFICANT CLINICAL OBSERVATIONS
90134	M	0.3 MG/KG/DAY	NORMAL	0	14:10	P	NO SIGNIFICANT CLINICAL OBSERVATIONS
				1	12:43	P	NO SIGNIFICANT CLINICAL OBSERVATIONS
				2	11:33	P	NO SIGNIFICANT CLINICAL OBSERVATIONS
				3	8:26	P	NO SIGNIFICANT CLINICAL OBSERVATIONS
				4	8:17	P	NO SIGNIFICANT CLINICAL OBSERVATIONS
				5	7:18	P	NO SIGNIFICANT CLINICAL OBSERVATIONS
				6	9:28	P	NO SIGNIFICANT CLINICAL OBSERVATIONS
				7	8:53	P	NO SIGNIFICANT CLINICAL OBSERVATIONS
				8	12:05	P	NO SIGNIFICANT CLINICAL OBSERVATIONS
				9	11:09	P	NO SIGNIFICANT CLINICAL OBSERVATIONS
				10	9:25	P	NO SIGNIFICANT CLINICAL OBSERVATIONS
				11	8:05	P	NO SIGNIFICANT CLINICAL OBSERVATIONS
				12	7:23	P	NO SIGNIFICANT CLINICAL OBSERVATIONS
				13	7:08	P	NO SIGNIFICANT CLINICAL OBSERVATIONS
				14	7:58	P	NO SIGNIFICANT CLINICAL OBSERVATIONS
				15	9:48	P	NO SIGNIFICANT CLINICAL OBSERVATIONS
				16	13:43	P	NO SIGNIFICANT CLINICAL OBSERVATIONS
				17	8:33	P	NO SIGNIFICANT CLINICAL OBSERVATIONS
				18	10:29	P	NO SIGNIFICANT CLINICAL OBSERVATIONS
				19	9:40	P	NO SIGNIFICANT CLINICAL OBSERVATIONS
				20	10:38	P	NO SIGNIFICANT CLINICAL OBSERVATIONS
				21	10:18	P	NO SIGNIFICANT CLINICAL OBSERVATIONS
				22	11:15	P	NO SIGNIFICANT CLINICAL OBSERVATIONS

GRADE CODE: 1 - SLIGHT 2 - MODERATE 3 - SEVERE P - PRESENT

TABLE A5 (AT TIME OF DOSING - MALES)

PROJECT NO.:WIL-189205M A 28-DAY ORAL STUDY OF H-28397 IN RATS WITH 28-DAY RECOVERY PAGE 24
SPONSOR:E.I. DUPONT INDIVIDUAL CLINICAL OBSERVATIONS
SPONSOR NO.:DUPONT-24447

STUDY DAYS: 0 THROUGH 27

ANIMAL	SEX	GROUP	CATEGORY	STUDY DAY	TIME	GRADE	OBSERVATIONS
90134	M	0.3 MG/KG/DAY	NORMAL	23	8:35	P	NO SIGNIFICANT CLINICAL OBSERVATIONS
				24	10:14	P	NO SIGNIFICANT CLINICAL OBSERVATIONS
				25	12:14	P	NO SIGNIFICANT CLINICAL OBSERVATIONS
				26	10:14	P	NO SIGNIFICANT CLINICAL OBSERVATIONS
				27	9:49	P	NO SIGNIFICANT CLINICAL OBSERVATIONS
90138	M	0.3 MG/KG/DAY	NORMAL	0	14:10	P	NO SIGNIFICANT CLINICAL OBSERVATIONS
				1	12:43	P	NO SIGNIFICANT CLINICAL OBSERVATIONS
				2	11:33	P	NO SIGNIFICANT CLINICAL OBSERVATIONS
				3	8:26	P	NO SIGNIFICANT CLINICAL OBSERVATIONS
				4	8:17	P	NO SIGNIFICANT CLINICAL OBSERVATIONS
				5	7:18	P	NO SIGNIFICANT CLINICAL OBSERVATIONS
				6	9:28	P	NO SIGNIFICANT CLINICAL OBSERVATIONS
				7	8:53	P	NO SIGNIFICANT CLINICAL OBSERVATIONS
				8	12:05	P	NO SIGNIFICANT CLINICAL OBSERVATIONS
				9	11:09	P	NO SIGNIFICANT CLINICAL OBSERVATIONS
				10	9:25	P	NO SIGNIFICANT CLINICAL OBSERVATIONS
				11	8:05	P	NO SIGNIFICANT CLINICAL OBSERVATIONS
				12	7:24	P	NO SIGNIFICANT CLINICAL OBSERVATIONS
				13	7:08	P	NO SIGNIFICANT CLINICAL OBSERVATIONS
				14	7:58	P	NO SIGNIFICANT CLINICAL OBSERVATIONS
				15	9:49	P	NO SIGNIFICANT CLINICAL OBSERVATIONS
				16	13:43	P	NO SIGNIFICANT CLINICAL OBSERVATIONS
				17	8:33	P	NO SIGNIFICANT CLINICAL OBSERVATIONS
				18	10:30	P	NO SIGNIFICANT CLINICAL OBSERVATIONS
				19	9:40	P	NO SIGNIFICANT CLINICAL OBSERVATIONS
				20	10:38	P	NO SIGNIFICANT CLINICAL OBSERVATIONS
				21	10:18	P	NO SIGNIFICANT CLINICAL OBSERVATIONS
				22	11:16	P	NO SIGNIFICANT CLINICAL OBSERVATIONS
				23	8:36	P	NO SIGNIFICANT CLINICAL OBSERVATIONS

GRADE CODE: 1 - SLIGHT 2 - MODERATE 3 - SEVERE P - PRESENT

TABLE A5 (AT TIME OF DOSING - MALES)

PROJECT NO.:WIL-189205M A 28-DAY ORAL STUDY OF H-28397 IN RATS WITH 28-DAY RECOVERY PAGE 25
SPONSOR:E.I. DUPONT INDIVIDUAL CLINICAL OBSERVATIONS
SPONSOR NO.:DUPONT-24447

STUDY DAYS: 0 THROUGH 27

ANIMAL	SEX	GROUP	CATEGORY	STUDY DAY	TIME	GRADE	OBSERVATIONS
90138	M	0.3 MG/KG/DAY	NORMAL	24	10:14	P	NO SIGNIFICANT CLINICAL OBSERVATIONS
				25	12:14	P	NO SIGNIFICANT CLINICAL OBSERVATIONS
				26	10:15	P	NO SIGNIFICANT CLINICAL OBSERVATIONS
				27	9:49	P	NO SIGNIFICANT CLINICAL OBSERVATIONS
90144	M	0.3 MG/KG/DAY	NORMAL	0	14:11	P	NO SIGNIFICANT CLINICAL OBSERVATIONS
				1	12:43	P	NO SIGNIFICANT CLINICAL OBSERVATIONS
				2	11:34	P	NO SIGNIFICANT CLINICAL OBSERVATIONS
				3	8:27	P	NO SIGNIFICANT CLINICAL OBSERVATIONS
				4	8:18	P	NO SIGNIFICANT CLINICAL OBSERVATIONS
				5	7:18	P	NO SIGNIFICANT CLINICAL OBSERVATIONS
				6	9:28	P	NO SIGNIFICANT CLINICAL OBSERVATIONS
				7	8:54	P	NO SIGNIFICANT CLINICAL OBSERVATIONS
				8	12:05	P	NO SIGNIFICANT CLINICAL OBSERVATIONS
				9	11:10	P	NO SIGNIFICANT CLINICAL OBSERVATIONS
				10	9:26	P	NO SIGNIFICANT CLINICAL OBSERVATIONS
				11	8:06	P	NO SIGNIFICANT CLINICAL OBSERVATIONS
				12	7:24	P	NO SIGNIFICANT CLINICAL OBSERVATIONS
				13	7:09	P	NO SIGNIFICANT CLINICAL OBSERVATIONS
				14	7:58	P	NO SIGNIFICANT CLINICAL OBSERVATIONS
				15	9:49	P	NO SIGNIFICANT CLINICAL OBSERVATIONS
				16	13:43	P	NO SIGNIFICANT CLINICAL OBSERVATIONS
				17	8:33	P	NO SIGNIFICANT CLINICAL OBSERVATIONS
				18	10:30	P	NO SIGNIFICANT CLINICAL OBSERVATIONS
				19	9:40	P	NO SIGNIFICANT CLINICAL OBSERVATIONS
				20	10:39	P	NO SIGNIFICANT CLINICAL OBSERVATIONS
				21	10:18	P	NO SIGNIFICANT CLINICAL OBSERVATIONS
				22	11:16	P	NO SIGNIFICANT CLINICAL OBSERVATIONS
				23	8:36	P	NO SIGNIFICANT CLINICAL OBSERVATIONS
				24	10:14	P	NO SIGNIFICANT CLINICAL OBSERVATIONS

GRADE CODE: 1 - SLIGHT 2 - MODERATE 3 - SEVERE P - PRESENT

TABLE A5 (AT TIME OF DOSING - MALES)

PROJECT NO.:WIL-189205M A 28-DAY ORAL STUDY OF H-28397 IN RATS WITH 28-DAY RECOVERY PAGE 26
SPONSOR:E.I. DUPONT INDIVIDUAL CLINICAL OBSERVATIONS
SPONSOR NO.:DUPONT-24447

STUDY DAYS: 0 THROUGH 27

ANIMAL	SEX	GROUP	CATEGORY	STUDY DAY	TIME	GRADE	OBSERVATIONS
90144	M	0.3 MG/KG/DAY	NORMAL	25	12:15	P	NO SIGNIFICANT CLINICAL OBSERVATIONS
				26	10:15	P	NO SIGNIFICANT CLINICAL OBSERVATIONS
				27	9:49	P	NO SIGNIFICANT CLINICAL OBSERVATIONS
90148	M	0.3 MG/KG/DAY	NORMAL	0	14:11	P	NO SIGNIFICANT CLINICAL OBSERVATIONS
				1	12:43	P	NO SIGNIFICANT CLINICAL OBSERVATIONS
				2	11:34	P	NO SIGNIFICANT CLINICAL OBSERVATIONS
				3	8:27	P	NO SIGNIFICANT CLINICAL OBSERVATIONS
				4	8:18	P	NO SIGNIFICANT CLINICAL OBSERVATIONS
				5	7:18	P	NO SIGNIFICANT CLINICAL OBSERVATIONS
				6	9:29	P	NO SIGNIFICANT CLINICAL OBSERVATIONS
				7	8:54	P	NO SIGNIFICANT CLINICAL OBSERVATIONS
				8	12:06	P	NO SIGNIFICANT CLINICAL OBSERVATIONS
				9	11:10	P	NO SIGNIFICANT CLINICAL OBSERVATIONS
				10	9:26	P	NO SIGNIFICANT CLINICAL OBSERVATIONS
				11	8:06	P	NO SIGNIFICANT CLINICAL OBSERVATIONS
				12	7:24	P	NO SIGNIFICANT CLINICAL OBSERVATIONS
				13	7:09	P	NO SIGNIFICANT CLINICAL OBSERVATIONS
				14	7:59	P	NO SIGNIFICANT CLINICAL OBSERVATIONS
				15	9:49	P	NO SIGNIFICANT CLINICAL OBSERVATIONS
				16	13:43	P	NO SIGNIFICANT CLINICAL OBSERVATIONS
				17	8:33	P	NO SIGNIFICANT CLINICAL OBSERVATIONS
				18	10:31	P	NO SIGNIFICANT CLINICAL OBSERVATIONS
				19	9:40	P	NO SIGNIFICANT CLINICAL OBSERVATIONS
				20	10:39	P	NO SIGNIFICANT CLINICAL OBSERVATIONS
				21	10:18	P	NO SIGNIFICANT CLINICAL OBSERVATIONS
				22	11:16	P	NO SIGNIFICANT CLINICAL OBSERVATIONS
				23	8:36	P	NO SIGNIFICANT CLINICAL OBSERVATIONS
				24	10:14	P	NO SIGNIFICANT CLINICAL OBSERVATIONS
				25	12:15	P	NO SIGNIFICANT CLINICAL OBSERVATIONS

GRADE CODE: 1 - SLIGHT 2 - MODERATE 3 - SEVERE P - PRESENT

TABLE A5 (AT TIME OF DOSING - MALES)

PROJECT NO.:WIL-189205M A 28-DAY ORAL STUDY OF H-28397 IN RATS WITH 28-DAY RECOVERY PAGE 27
SPONSOR:E.I. DUPONT INDIVIDUAL CLINICAL OBSERVATIONS
SPONSOR NO.:DUPONT-24447

STUDY DAYS: 0 THROUGH 27

ANIMAL	SEX	GROUP	CATEGORY	STUDY DAY	TIME	GRADE	OBSERVATIONS
90148	M	0.3 MG/KG/DAY	NORMAL	26	10:15	P	NO SIGNIFICANT CLINICAL OBSERVATIONS
				27	9:50	P	NO SIGNIFICANT CLINICAL OBSERVATIONS
90151	M	0.3 MG/KG/DAY	NORMAL	0	14:11	P	NO SIGNIFICANT CLINICAL OBSERVATIONS
				1	12:44	P	NO SIGNIFICANT CLINICAL OBSERVATIONS
				2	11:34	P	NO SIGNIFICANT CLINICAL OBSERVATIONS
				3	8:28	P	NO SIGNIFICANT CLINICAL OBSERVATIONS
				4	8:18	P	NO SIGNIFICANT CLINICAL OBSERVATIONS
				5	7:18	P	NO SIGNIFICANT CLINICAL OBSERVATIONS
				6	9:29	P	NO SIGNIFICANT CLINICAL OBSERVATIONS
				7	8:54	P	NO SIGNIFICANT CLINICAL OBSERVATIONS
				8	12:06	P	NO SIGNIFICANT CLINICAL OBSERVATIONS
				9	11:10	P	NO SIGNIFICANT CLINICAL OBSERVATIONS
				10	9:26	P	NO SIGNIFICANT CLINICAL OBSERVATIONS
				11	8:06	P	NO SIGNIFICANT CLINICAL OBSERVATIONS
				12	7:24	P	NO SIGNIFICANT CLINICAL OBSERVATIONS
				13	7:09	P	NO SIGNIFICANT CLINICAL OBSERVATIONS
				14	7:59	P	NO SIGNIFICANT CLINICAL OBSERVATIONS
				15	9:49	P	NO SIGNIFICANT CLINICAL OBSERVATIONS
				16	13:43	P	NO SIGNIFICANT CLINICAL OBSERVATIONS
				17	8:34	P	NO SIGNIFICANT CLINICAL OBSERVATIONS
				18	10:31	P	NO SIGNIFICANT CLINICAL OBSERVATIONS
				19	9:41	P	NO SIGNIFICANT CLINICAL OBSERVATIONS
				20	10:39	P	NO SIGNIFICANT CLINICAL OBSERVATIONS
				21	10:19	P	NO SIGNIFICANT CLINICAL OBSERVATIONS
				22	11:16	P	NO SIGNIFICANT CLINICAL OBSERVATIONS
				23	8:37	P	NO SIGNIFICANT CLINICAL OBSERVATIONS
				24	10:15	P	NO SIGNIFICANT CLINICAL OBSERVATIONS
				25	12:15	P	NO SIGNIFICANT CLINICAL OBSERVATIONS
				26	10:16	P	NO SIGNIFICANT CLINICAL OBSERVATIONS

GRADE CODE: 1 - SLIGHT 2 - MODERATE 3 - SEVERE P - PRESENT

TABLE A5 (AT TIME OF DOSING - MALES)

PROJECT NO.:WIL-189205M A 28-DAY ORAL STUDY OF H-28397 IN RATS WITH 28-DAY RECOVERY PAGE 28
SPONSOR:E.I. DUPONT INDIVIDUAL CLINICAL OBSERVATIONS
SPONSOR NO.:DUPONT-24447

STUDY DAYS: 0 THROUGH 27

ANIMAL	SEX	GROUP	CATEGORY	STUDY DAY	TIME	GRADE	OBSERVATIONS
90151	M	0.3 MG/KG/DAY	NORMAL	27	9:50	P	NO SIGNIFICANT CLINICAL OBSERVATIONS
90157	M	0.3 MG/KG/DAY	NORMAL	0	14:12	P	NO SIGNIFICANT CLINICAL OBSERVATIONS
				1	12:44	P	NO SIGNIFICANT CLINICAL OBSERVATIONS
				2	11:34	P	NO SIGNIFICANT CLINICAL OBSERVATIONS
				3	8:28	P	NO SIGNIFICANT CLINICAL OBSERVATIONS
				4	8:18	P	NO SIGNIFICANT CLINICAL OBSERVATIONS
				5	7:19	P	NO SIGNIFICANT CLINICAL OBSERVATIONS
				6	9:29	P	NO SIGNIFICANT CLINICAL OBSERVATIONS
				7	8:54	P	NO SIGNIFICANT CLINICAL OBSERVATIONS
				8	12:06	P	NO SIGNIFICANT CLINICAL OBSERVATIONS
				9	11:10	P	NO SIGNIFICANT CLINICAL OBSERVATIONS
				10	9:27	P	NO SIGNIFICANT CLINICAL OBSERVATIONS
				11	8:06	P	NO SIGNIFICANT CLINICAL OBSERVATIONS
				12	7:25	P	NO SIGNIFICANT CLINICAL OBSERVATIONS
				13	7:09	P	NO SIGNIFICANT CLINICAL OBSERVATIONS
				14	7:59	P	NO SIGNIFICANT CLINICAL OBSERVATIONS
				15	9:50	P	NO SIGNIFICANT CLINICAL OBSERVATIONS
				16	13:44	P	NO SIGNIFICANT CLINICAL OBSERVATIONS
				17	8:34	P	NO SIGNIFICANT CLINICAL OBSERVATIONS
				18	10:32	P	NO SIGNIFICANT CLINICAL OBSERVATIONS
				19	9:41	P	NO SIGNIFICANT CLINICAL OBSERVATIONS
				20	10:39	P	NO SIGNIFICANT CLINICAL OBSERVATIONS
				21	10:19	P	NO SIGNIFICANT CLINICAL OBSERVATIONS
				22	11:17	P	NO SIGNIFICANT CLINICAL OBSERVATIONS
				23	8:37	P	NO SIGNIFICANT CLINICAL OBSERVATIONS
				24	10:15	P	NO SIGNIFICANT CLINICAL OBSERVATIONS
				25	12:15	P	NO SIGNIFICANT CLINICAL OBSERVATIONS
				26	10:16	P	NO SIGNIFICANT CLINICAL OBSERVATIONS
				27	9:50	P	NO SIGNIFICANT CLINICAL OBSERVATIONS

GRADE CODE: 1 - SLIGHT 2 - MODERATE 3 - SEVERE P - PRESENT

TABLE A5 (AT TIME OF DOSING - MALES)

PROJECT NO.:WIL-189205M A 28-DAY ORAL STUDY OF H-28397 IN RATS WITH 28-DAY RECOVERY PAGE 29
SPONSOR:E.I. DUPONT INDIVIDUAL CLINICAL OBSERVATIONS
SPONSOR NO.:DUPONT-24447

STUDY DAYS: 0 THROUGH 27

ANIMAL	SEX	GROUP	CATEGORY	STUDY DAY	TIME	GRADE	OBSERVATIONS
90167	M	0.3 MG/KG/DAY	NORMAL	0	14:12	P	NO SIGNIFICANT CLINICAL OBSERVATIONS
				1	12:44	P	NO SIGNIFICANT CLINICAL OBSERVATIONS
				2	11:35	P	NO SIGNIFICANT CLINICAL OBSERVATIONS
				3	8:29	P	NO SIGNIFICANT CLINICAL OBSERVATIONS
				4	8:19	P	NO SIGNIFICANT CLINICAL OBSERVATIONS
				5	7:19	P	NO SIGNIFICANT CLINICAL OBSERVATIONS
				6	9:29	P	NO SIGNIFICANT CLINICAL OBSERVATIONS
				7	8:55	P	NO SIGNIFICANT CLINICAL OBSERVATIONS
				8	12:06	P	NO SIGNIFICANT CLINICAL OBSERVATIONS
				9	11:11	P	NO SIGNIFICANT CLINICAL OBSERVATIONS
				10	9:27	P	NO SIGNIFICANT CLINICAL OBSERVATIONS
				11	8:07	P	NO SIGNIFICANT CLINICAL OBSERVATIONS
				12	7:25	P	NO SIGNIFICANT CLINICAL OBSERVATIONS
				13	7:10	P	NO SIGNIFICANT CLINICAL OBSERVATIONS
				14	8:00	P	NO SIGNIFICANT CLINICAL OBSERVATIONS
				15	9:50	P	NO SIGNIFICANT CLINICAL OBSERVATIONS
				16	13:44	P	NO SIGNIFICANT CLINICAL OBSERVATIONS
				17	8:34	P	NO SIGNIFICANT CLINICAL OBSERVATIONS
				18	10:32	P	NO SIGNIFICANT CLINICAL OBSERVATIONS
				19	9:41	P	NO SIGNIFICANT CLINICAL OBSERVATIONS
				20	10:40	P	NO SIGNIFICANT CLINICAL OBSERVATIONS
				21	10:20	P	NO SIGNIFICANT CLINICAL OBSERVATIONS
				22	11:17	P	NO SIGNIFICANT CLINICAL OBSERVATIONS
				23	8:37	P	NO SIGNIFICANT CLINICAL OBSERVATIONS
				24	10:15	P	NO SIGNIFICANT CLINICAL OBSERVATIONS
				25	12:16	P	NO SIGNIFICANT CLINICAL OBSERVATIONS
				26	10:16	P	NO SIGNIFICANT CLINICAL OBSERVATIONS
				27	9:50	P	NO SIGNIFICANT CLINICAL OBSERVATIONS
90110	M	3 MG/KG/DAY	NORMAL	0	14:13	P	NO SIGNIFICANT CLINICAL OBSERVATIONS

GRADE CODE: 1 - SLIGHT 2 - MODERATE 3 - SEVERE P - PRESENT

TABLE A5 (AT TIME OF DOSING - MALES)

PROJECT NO.:WIL-189205M A 28-DAY ORAL STUDY OF H-28397 IN RATS WITH 28-DAY RECOVERY PAGE 30
SPONSOR:E.I. DUPONT INDIVIDUAL CLINICAL OBSERVATIONS
SPONSOR NO.:DUPONT-24447

STUDY DAYS: 0 THROUGH 27

ANIMAL	SEX	GROUP	CATEGORY	STUDY DAY	TIME	GRADE	OBSERVATIONS
90110	M	3 MG/KG/DAY	NORMAL	1	12:45	P	NO SIGNIFICANT CLINICAL OBSERVATIONS
				2	11:35	P	NO SIGNIFICANT CLINICAL OBSERVATIONS
				3	8:31	P	NO SIGNIFICANT CLINICAL OBSERVATIONS
				4	8:20	P	NO SIGNIFICANT CLINICAL OBSERVATIONS
				5	7:20	P	NO SIGNIFICANT CLINICAL OBSERVATIONS
				6	9:30	P	NO SIGNIFICANT CLINICAL OBSERVATIONS
				7	8:56	P	NO SIGNIFICANT CLINICAL OBSERVATIONS
				8	12:07	P	NO SIGNIFICANT CLINICAL OBSERVATIONS
				9	11:12	P	NO SIGNIFICANT CLINICAL OBSERVATIONS
				10	9:28	P	NO SIGNIFICANT CLINICAL OBSERVATIONS
				11	8:08	P	NO SIGNIFICANT CLINICAL OBSERVATIONS
				12	7:26	P	NO SIGNIFICANT CLINICAL OBSERVATIONS
				13	7:11	P	NO SIGNIFICANT CLINICAL OBSERVATIONS
				14	8:00	P	NO SIGNIFICANT CLINICAL OBSERVATIONS
				15	9:50	P	NO SIGNIFICANT CLINICAL OBSERVATIONS
				16	13:45	P	NO SIGNIFICANT CLINICAL OBSERVATIONS
				17	8:35	P	NO SIGNIFICANT CLINICAL OBSERVATIONS
				18	10:36	P	NO SIGNIFICANT CLINICAL OBSERVATIONS
				19	9:42	P	NO SIGNIFICANT CLINICAL OBSERVATIONS
				20	10:40	P	NO SIGNIFICANT CLINICAL OBSERVATIONS
				21	10:22	P	NO SIGNIFICANT CLINICAL OBSERVATIONS
				22	11:18	P	NO SIGNIFICANT CLINICAL OBSERVATIONS
				23	8:38	P	NO SIGNIFICANT CLINICAL OBSERVATIONS
				24	10:16	P	NO SIGNIFICANT CLINICAL OBSERVATIONS
				25	12:17	P	NO SIGNIFICANT CLINICAL OBSERVATIONS
				26	10:18	P	NO SIGNIFICANT CLINICAL OBSERVATIONS
				27	9:52	P	NO SIGNIFICANT CLINICAL OBSERVATIONS
90121	M	3 MG/KG/DAY	NORMAL	0	14:13	P	NO SIGNIFICANT CLINICAL OBSERVATIONS
				1	12:46	P	NO SIGNIFICANT CLINICAL OBSERVATIONS

GRADE CODE: 1 - SLIGHT 2 - MODERATE 3 - SEVERE P - PRESENT

TABLE A5 (AT TIME OF DOSING - MALES)

PROJECT NO.:WIL-189205M A 28-DAY ORAL STUDY OF H-28397 IN RATS WITH 28-DAY RECOVERY PAGE 31
SPONSOR:E.I. DUPONT INDIVIDUAL CLINICAL OBSERVATIONS
SPONSOR NO.:DUPONT-24447

STUDY DAYS: 0 THROUGH 27

ANIMAL	SEX	GROUP	CATEGORY	STUDY DAY	TIME	GRADE	OBSERVATIONS
90121	M	3 MG/KG/DAY	NORMAL	3	8:32	P	NO SIGNIFICANT CLINICAL OBSERVATIONS
				4	8:20	P	NO SIGNIFICANT CLINICAL OBSERVATIONS
				5	7:20	P	NO SIGNIFICANT CLINICAL OBSERVATIONS
				6	9:31	P	NO SIGNIFICANT CLINICAL OBSERVATIONS
				7	8:56	P	NO SIGNIFICANT CLINICAL OBSERVATIONS
				8	12:07	P	NO SIGNIFICANT CLINICAL OBSERVATIONS
				9	11:12	P	NO SIGNIFICANT CLINICAL OBSERVATIONS
				10	9:28	P	NO SIGNIFICANT CLINICAL OBSERVATIONS
				11	8:08	P	NO SIGNIFICANT CLINICAL OBSERVATIONS
				12	7:27	P	NO SIGNIFICANT CLINICAL OBSERVATIONS
				13	7:11	P	NO SIGNIFICANT CLINICAL OBSERVATIONS
				14	8:00	P	NO SIGNIFICANT CLINICAL OBSERVATIONS
				15	9:51	P	NO SIGNIFICANT CLINICAL OBSERVATIONS
				16	13:45	P	NO SIGNIFICANT CLINICAL OBSERVATIONS
				17	8:35	P	NO SIGNIFICANT CLINICAL OBSERVATIONS
				18	10:36	P	NO SIGNIFICANT CLINICAL OBSERVATIONS
				19	9:42	P	NO SIGNIFICANT CLINICAL OBSERVATIONS
				20	10:41	P	NO SIGNIFICANT CLINICAL OBSERVATIONS
				21	10:22	P	NO SIGNIFICANT CLINICAL OBSERVATIONS
				22	11:19	P	NO SIGNIFICANT CLINICAL OBSERVATIONS
				23	8:39	P	NO SIGNIFICANT CLINICAL OBSERVATIONS
				24	10:16	P	NO SIGNIFICANT CLINICAL OBSERVATIONS
				25	12:17	P	NO SIGNIFICANT CLINICAL OBSERVATIONS
				26	10:18	P	NO SIGNIFICANT CLINICAL OBSERVATIONS
				27	9:52	P	NO SIGNIFICANT CLINICAL OBSERVATIONS
90121	M	3 MG/KG/DAY	EXCRETA	2	11:36	P	SOFT FECES
90126	M	3 MG/KG/DAY	NORMAL	0	14:14	P	NO SIGNIFICANT CLINICAL OBSERVATIONS
				1	12:46	P	NO SIGNIFICANT CLINICAL OBSERVATIONS
				2	11:36	P	NO SIGNIFICANT CLINICAL OBSERVATIONS

GRADE CODE: 1 - SLIGHT 2 - MODERATE 3 - SEVERE P - PRESENT

TABLE A5 (AT TIME OF DOSING - MALES)

PROJECT NO.:WIL-189205M A 28-DAY ORAL STUDY OF H-28397 IN RATS WITH 28-DAY RECOVERY PAGE 32
SPONSOR:E.I. DUPONT INDIVIDUAL CLINICAL OBSERVATIONS
SPONSOR NO.:DUPONT-24447

STUDY DAYS: 0 THROUGH 27

ANIMAL	SEX	GROUP	CATEGORY	STUDY DAY	TIME	GRADE	OBSERVATIONS
90126	M	3 MG/KG/DAY	NORMAL	3	8:32	P	NO SIGNIFICANT CLINICAL OBSERVATIONS
				4	8:20	P	NO SIGNIFICANT CLINICAL OBSERVATIONS
				5	7:20	P	NO SIGNIFICANT CLINICAL OBSERVATIONS
				6	9:31	P	NO SIGNIFICANT CLINICAL OBSERVATIONS
				7	8:56	P	NO SIGNIFICANT CLINICAL OBSERVATIONS
				8	12:07	P	NO SIGNIFICANT CLINICAL OBSERVATIONS
				9	11:12	P	NO SIGNIFICANT CLINICAL OBSERVATIONS
				10	9:28	P	NO SIGNIFICANT CLINICAL OBSERVATIONS
				11	8:08	P	NO SIGNIFICANT CLINICAL OBSERVATIONS
				12	7:27	P	NO SIGNIFICANT CLINICAL OBSERVATIONS
				13	7:11	P	NO SIGNIFICANT CLINICAL OBSERVATIONS
				14	8:01	P	NO SIGNIFICANT CLINICAL OBSERVATIONS
				15	9:51	P	NO SIGNIFICANT CLINICAL OBSERVATIONS
				16	13:46	P	NO SIGNIFICANT CLINICAL OBSERVATIONS
				17	8:35	P	NO SIGNIFICANT CLINICAL OBSERVATIONS
				18	10:37	P	NO SIGNIFICANT CLINICAL OBSERVATIONS
				19	9:43	P	NO SIGNIFICANT CLINICAL OBSERVATIONS
				20	10:41	P	NO SIGNIFICANT CLINICAL OBSERVATIONS
				21	10:23	P	NO SIGNIFICANT CLINICAL OBSERVATIONS
				22	11:19	P	NO SIGNIFICANT CLINICAL OBSERVATIONS
				23	8:39	P	NO SIGNIFICANT CLINICAL OBSERVATIONS
				24	10:16	P	NO SIGNIFICANT CLINICAL OBSERVATIONS
				25	12:18	P	NO SIGNIFICANT CLINICAL OBSERVATIONS
				26	10:18	P	NO SIGNIFICANT CLINICAL OBSERVATIONS
				27	9:52	P	NO SIGNIFICANT CLINICAL OBSERVATIONS
90128	M	3 MG/KG/DAY	NORMAL	0	14:14	P	NO SIGNIFICANT CLINICAL OBSERVATIONS
				1	12:46	P	NO SIGNIFICANT CLINICAL OBSERVATIONS
				2	11:36	P	NO SIGNIFICANT CLINICAL OBSERVATIONS
				3	8:32	P	NO SIGNIFICANT CLINICAL OBSERVATIONS

GRADE CODE: 1 - SLIGHT 2 - MODERATE 3 - SEVERE P - PRESENT

TABLE A5 (AT TIME OF DOSING - MALES)

PROJECT NO.:WIL-189205M A 28-DAY ORAL STUDY OF H-28397 IN RATS WITH 28-DAY RECOVERY PAGE 33
SPONSOR:E.I. DUPONT INDIVIDUAL CLINICAL OBSERVATIONS
SPONSOR NO.:DUPONT-24447

STUDY DAYS: 0 THROUGH 27

ANIMAL	SEX	GROUP	CATEGORY	STUDY DAY	TIME	GRADE	OBSERVATIONS
90128	M	3 MG/KG/DAY	NORMAL	4	8:21	P	NO SIGNIFICANT CLINICAL OBSERVATIONS
				5	7:20	P	NO SIGNIFICANT CLINICAL OBSERVATIONS
				6	9:31	P	NO SIGNIFICANT CLINICAL OBSERVATIONS
				7	8:57	P	NO SIGNIFICANT CLINICAL OBSERVATIONS
				8	12:08	P	NO SIGNIFICANT CLINICAL OBSERVATIONS
				9	11:13	P	NO SIGNIFICANT CLINICAL OBSERVATIONS
				10	9:28	P	NO SIGNIFICANT CLINICAL OBSERVATIONS
				11	8:09	P	NO SIGNIFICANT CLINICAL OBSERVATIONS
				12	7:27	P	NO SIGNIFICANT CLINICAL OBSERVATIONS
				13	7:12	P	NO SIGNIFICANT CLINICAL OBSERVATIONS
				14	8:01	P	NO SIGNIFICANT CLINICAL OBSERVATIONS
				15	9:51	P	NO SIGNIFICANT CLINICAL OBSERVATIONS
				16	13:46	P	NO SIGNIFICANT CLINICAL OBSERVATIONS
				17	8:36	P	NO SIGNIFICANT CLINICAL OBSERVATIONS
				18	10:37	P	NO SIGNIFICANT CLINICAL OBSERVATIONS
				19	9:43	P	NO SIGNIFICANT CLINICAL OBSERVATIONS
				20	10:41	P	NO SIGNIFICANT CLINICAL OBSERVATIONS
				21	10:23	P	NO SIGNIFICANT CLINICAL OBSERVATIONS
				22	11:19	P	NO SIGNIFICANT CLINICAL OBSERVATIONS
				23	8:40	P	NO SIGNIFICANT CLINICAL OBSERVATIONS
				24	10:17	P	NO SIGNIFICANT CLINICAL OBSERVATIONS
				25	12:18	P	NO SIGNIFICANT CLINICAL OBSERVATIONS
				26	10:19	P	NO SIGNIFICANT CLINICAL OBSERVATIONS
				27	9:52	P	NO SIGNIFICANT CLINICAL OBSERVATIONS
90141	M	3 MG/KG/DAY	NORMAL	0	14:14	P	NO SIGNIFICANT CLINICAL OBSERVATIONS
				1	12:46	P	NO SIGNIFICANT CLINICAL OBSERVATIONS
				2	11:36	P	NO SIGNIFICANT CLINICAL OBSERVATIONS
				3	8:33	P	NO SIGNIFICANT CLINICAL OBSERVATIONS
				4	8:21	P	NO SIGNIFICANT CLINICAL OBSERVATIONS

GRADE CODE: 1 - SLIGHT 2 - MODERATE 3 - SEVERE P - PRESENT

TABLE A5 (AT TIME OF DOSING - MALES)

PROJECT NO.:WIL-189205M A 28-DAY ORAL STUDY OF H-28397 IN RATS WITH 28-DAY RECOVERY PAGE 34
SPONSOR:E.I. DUPONT INDIVIDUAL CLINICAL OBSERVATIONS
SPONSOR NO.:DUPONT-24447

STUDY DAYS: 0 THROUGH 27

ANIMAL	SEX	GROUP	CATEGORY	STUDY DAY	TIME	GRADE	OBSERVATIONS
90141	M	3 MG/KG/DAY	NORMAL	5	7:21	P	NO SIGNIFICANT CLINICAL OBSERVATIONS
				6	9:31	P	NO SIGNIFICANT CLINICAL OBSERVATIONS
				7	8:57	P	NO SIGNIFICANT CLINICAL OBSERVATIONS
				8	12:08	P	NO SIGNIFICANT CLINICAL OBSERVATIONS
				9	11:13	P	NO SIGNIFICANT CLINICAL OBSERVATIONS
				10	9:29	P	NO SIGNIFICANT CLINICAL OBSERVATIONS
				11	8:09	P	NO SIGNIFICANT CLINICAL OBSERVATIONS
				12	7:28	P	NO SIGNIFICANT CLINICAL OBSERVATIONS
				13	7:12	P	NO SIGNIFICANT CLINICAL OBSERVATIONS
				14	8:01	P	NO SIGNIFICANT CLINICAL OBSERVATIONS
				15	9:51	P	NO SIGNIFICANT CLINICAL OBSERVATIONS
				16	13:46	P	NO SIGNIFICANT CLINICAL OBSERVATIONS
				17	8:36	P	NO SIGNIFICANT CLINICAL OBSERVATIONS
				18	10:38	P	NO SIGNIFICANT CLINICAL OBSERVATIONS
				19	9:43	P	NO SIGNIFICANT CLINICAL OBSERVATIONS
				20	10:41	P	NO SIGNIFICANT CLINICAL OBSERVATIONS
				21	10:24	P	NO SIGNIFICANT CLINICAL OBSERVATIONS
				22	11:19	P	NO SIGNIFICANT CLINICAL OBSERVATIONS
				23	8:40	P	NO SIGNIFICANT CLINICAL OBSERVATIONS
				24	10:17	P	NO SIGNIFICANT CLINICAL OBSERVATIONS
				25	12:18	P	NO SIGNIFICANT CLINICAL OBSERVATIONS
				26	10:19	P	NO SIGNIFICANT CLINICAL OBSERVATIONS
				27	9:52	P	NO SIGNIFICANT CLINICAL OBSERVATIONS
90146	M	3 MG/KG/DAY	NORMAL	0	14:15	P	NO SIGNIFICANT CLINICAL OBSERVATIONS
				1	12:46	P	NO SIGNIFICANT CLINICAL OBSERVATIONS
				2	11:37	P	NO SIGNIFICANT CLINICAL OBSERVATIONS
				3	8:33	P	NO SIGNIFICANT CLINICAL OBSERVATIONS
				4	8:21	P	NO SIGNIFICANT CLINICAL OBSERVATIONS
				5	7:21	P	NO SIGNIFICANT CLINICAL OBSERVATIONS

GRADE CODE: 1 - SLIGHT 2 - MODERATE 3 - SEVERE P - PRESENT

TABLE A5 (AT TIME OF DOSING - MALES)

PROJECT NO.:WIL-189205M A 28-DAY ORAL STUDY OF H-28397 IN RATS WITH 28-DAY RECOVERY PAGE 35
SPONSOR:E.I. DUPONT INDIVIDUAL CLINICAL OBSERVATIONS
SPONSOR NO.:DUPONT-24447

STUDY DAYS: 0 THROUGH 27

ANIMAL	SEX	GROUP	CATEGORY	STUDY DAY	TIME	GRADE	OBSERVATIONS
90146	M	3 MG/KG/DAY	NORMAL	6	9:31	P	NO SIGNIFICANT CLINICAL OBSERVATIONS
				7	8:57	P	NO SIGNIFICANT CLINICAL OBSERVATIONS
				8	12:08	P	NO SIGNIFICANT CLINICAL OBSERVATIONS
				9	11:13	P	NO SIGNIFICANT CLINICAL OBSERVATIONS
				10	9:29	P	NO SIGNIFICANT CLINICAL OBSERVATIONS
				11	8:09	P	NO SIGNIFICANT CLINICAL OBSERVATIONS
				12	7:28	P	NO SIGNIFICANT CLINICAL OBSERVATIONS
				13	7:12	P	NO SIGNIFICANT CLINICAL OBSERVATIONS
				14	8:02	P	NO SIGNIFICANT CLINICAL OBSERVATIONS
				15	9:52	P	NO SIGNIFICANT CLINICAL OBSERVATIONS
				16	13:46	P	NO SIGNIFICANT CLINICAL OBSERVATIONS
				17	8:36	P	NO SIGNIFICANT CLINICAL OBSERVATIONS
				18	10:38	P	NO SIGNIFICANT CLINICAL OBSERVATIONS
				19	9:43	P	NO SIGNIFICANT CLINICAL OBSERVATIONS
				20	10:42	P	NO SIGNIFICANT CLINICAL OBSERVATIONS
				21	10:24	P	NO SIGNIFICANT CLINICAL OBSERVATIONS
				22	11:19	P	NO SIGNIFICANT CLINICAL OBSERVATIONS
				23	8:40	P	NO SIGNIFICANT CLINICAL OBSERVATIONS
				24	10:17	P	NO SIGNIFICANT CLINICAL OBSERVATIONS
				25	12:19	P	NO SIGNIFICANT CLINICAL OBSERVATIONS
				26	10:20	P	NO SIGNIFICANT CLINICAL OBSERVATIONS
				27	9:53	P	NO SIGNIFICANT CLINICAL OBSERVATIONS
90161	M	3 MG/KG/DAY	NORMAL	0	14:15	P	NO SIGNIFICANT CLINICAL OBSERVATIONS
				1	12:47	P	NO SIGNIFICANT CLINICAL OBSERVATIONS
				2	11:37	P	NO SIGNIFICANT CLINICAL OBSERVATIONS
				3	8:34	P	NO SIGNIFICANT CLINICAL OBSERVATIONS
				4	8:22	P	NO SIGNIFICANT CLINICAL OBSERVATIONS
				5	7:21	P	NO SIGNIFICANT CLINICAL OBSERVATIONS
				6	9:32	P	NO SIGNIFICANT CLINICAL OBSERVATIONS

GRADE CODE: 1 - SLIGHT 2 - MODERATE 3 - SEVERE P - PRESENT

TABLE A5 (AT TIME OF DOSING - MALES)

PROJECT NO.:WIL-189205M A 28-DAY ORAL STUDY OF H-28397 IN RATS WITH 28-DAY RECOVERY PAGE 36
SPONSOR:E.I. DUPONT INDIVIDUAL CLINICAL OBSERVATIONS
SPONSOR NO.:DUPONT-24447

STUDY DAYS: 0 THROUGH 27

ANIMAL	SEX	GROUP	CATEGORY	STUDY DAY	TIME	GRADE	OBSERVATIONS
90161	M	3 MG/KG/DAY	NORMAL	7	8:57	P	NO SIGNIFICANT CLINICAL OBSERVATIONS
				8	12:08	P	NO SIGNIFICANT CLINICAL OBSERVATIONS
				9	11:14	P	NO SIGNIFICANT CLINICAL OBSERVATIONS
				10	9:29	P	NO SIGNIFICANT CLINICAL OBSERVATIONS
				11	8:09	P	NO SIGNIFICANT CLINICAL OBSERVATIONS
				12	7:28	P	NO SIGNIFICANT CLINICAL OBSERVATIONS
				13	7:12	P	NO SIGNIFICANT CLINICAL OBSERVATIONS
				14	8:02	P	NO SIGNIFICANT CLINICAL OBSERVATIONS
				15	9:52	P	NO SIGNIFICANT CLINICAL OBSERVATIONS
				16	13:47	P	NO SIGNIFICANT CLINICAL OBSERVATIONS
				17	8:36	P	NO SIGNIFICANT CLINICAL OBSERVATIONS
				18	10:38	P	NO SIGNIFICANT CLINICAL OBSERVATIONS
				19	9:44	P	NO SIGNIFICANT CLINICAL OBSERVATIONS
				20	10:42	P	NO SIGNIFICANT CLINICAL OBSERVATIONS
				21	10:24	P	NO SIGNIFICANT CLINICAL OBSERVATIONS
				22	11:20	P	NO SIGNIFICANT CLINICAL OBSERVATIONS
				23	8:40	P	NO SIGNIFICANT CLINICAL OBSERVATIONS
				24	10:17	P	NO SIGNIFICANT CLINICAL OBSERVATIONS
				25	12:19	P	NO SIGNIFICANT CLINICAL OBSERVATIONS
				26	10:20	P	NO SIGNIFICANT CLINICAL OBSERVATIONS
				27	9:53	P	NO SIGNIFICANT CLINICAL OBSERVATIONS
90165	M	3 MG/KG/DAY	NORMAL	0	14:15	P	NO SIGNIFICANT CLINICAL OBSERVATIONS
				1	12:47	P	NO SIGNIFICANT CLINICAL OBSERVATIONS
				2	11:37	P	NO SIGNIFICANT CLINICAL OBSERVATIONS
				3	8:34	P	NO SIGNIFICANT CLINICAL OBSERVATIONS
				4	8:22	P	NO SIGNIFICANT CLINICAL OBSERVATIONS
				5	7:21	P	NO SIGNIFICANT CLINICAL OBSERVATIONS
				6	9:32	P	NO SIGNIFICANT CLINICAL OBSERVATIONS
				7	8:58	P	NO SIGNIFICANT CLINICAL OBSERVATIONS

GRADE CODE: 1 - SLIGHT 2 - MODERATE 3 - SEVERE P - PRESENT

TABLE A5 (AT TIME OF DOSING - MALES)

PROJECT NO.:WIL-189205M A 28-DAY ORAL STUDY OF H-28397 IN RATS WITH 28-DAY RECOVERY PAGE 37
SPONSOR:E.I. DUPONT INDIVIDUAL CLINICAL OBSERVATIONS
SPONSOR NO.:DUPONT-24447

STUDY DAYS: 0 THROUGH 27

ANIMAL	SEX	GROUP	CATEGORY	STUDY DAY	TIME	GRADE	OBSERVATIONS
90165	M	3 MG/KG/DAY	NORMAL	8	12:08	P	NO SIGNIFICANT CLINICAL OBSERVATIONS
				9	11:14	P	NO SIGNIFICANT CLINICAL OBSERVATIONS
				10	9:29	P	NO SIGNIFICANT CLINICAL OBSERVATIONS
				11	8:10	P	NO SIGNIFICANT CLINICAL OBSERVATIONS
				12	7:29	P	NO SIGNIFICANT CLINICAL OBSERVATIONS
				13	7:13	P	NO SIGNIFICANT CLINICAL OBSERVATIONS
				14	8:02	P	NO SIGNIFICANT CLINICAL OBSERVATIONS
				15	9:52	P	NO SIGNIFICANT CLINICAL OBSERVATIONS
				16	13:47	P	NO SIGNIFICANT CLINICAL OBSERVATIONS
				17	8:37	P	NO SIGNIFICANT CLINICAL OBSERVATIONS
				18	10:39	P	NO SIGNIFICANT CLINICAL OBSERVATIONS
				19	9:44	P	NO SIGNIFICANT CLINICAL OBSERVATIONS
				20	10:42	P	NO SIGNIFICANT CLINICAL OBSERVATIONS
				21	10:25	P	NO SIGNIFICANT CLINICAL OBSERVATIONS
				22	11:20	P	NO SIGNIFICANT CLINICAL OBSERVATIONS
				23	8:41	P	NO SIGNIFICANT CLINICAL OBSERVATIONS
				24	10:18	P	NO SIGNIFICANT CLINICAL OBSERVATIONS
				25	12:19	P	NO SIGNIFICANT CLINICAL OBSERVATIONS
				26	10:20	P	NO SIGNIFICANT CLINICAL OBSERVATIONS
				27	9:53	P	NO SIGNIFICANT CLINICAL OBSERVATIONS
90170	M	3 MG/KG/DAY	NORMAL	0	14:15	P	NO SIGNIFICANT CLINICAL OBSERVATIONS
				1	12:47	P	NO SIGNIFICANT CLINICAL OBSERVATIONS
				2	11:37	P	NO SIGNIFICANT CLINICAL OBSERVATIONS
				3	8:35	P	NO SIGNIFICANT CLINICAL OBSERVATIONS
				4	8:22	P	NO SIGNIFICANT CLINICAL OBSERVATIONS
				5	7:21	P	NO SIGNIFICANT CLINICAL OBSERVATIONS
				6	9:32	P	NO SIGNIFICANT CLINICAL OBSERVATIONS
				7	8:58	P	NO SIGNIFICANT CLINICAL OBSERVATIONS
				8	12:09	P	NO SIGNIFICANT CLINICAL OBSERVATIONS

GRADE CODE: 1 - SLIGHT 2 - MODERATE 3 - SEVERE P - PRESENT

TABLE A5 (AT TIME OF DOSING - MALES)

PROJECT NO.:WIL-189205M A 28-DAY ORAL STUDY OF H-28397 IN RATS WITH 28-DAY RECOVERY PAGE 38
SPONSOR:E.I. DUPONT INDIVIDUAL CLINICAL OBSERVATIONS
SPONSOR NO.:DUPONT-24447

STUDY DAYS: 0 THROUGH 27

ANIMAL	SEX	GROUP	CATEGORY	STUDY DAY	TIME	GRADE	OBSERVATIONS
90170	M	3 MG/KG/DAY	NORMAL	9	11:14	P	NO SIGNIFICANT CLINICAL OBSERVATIONS
				10	9:29	P	NO SIGNIFICANT CLINICAL OBSERVATIONS
				11	8:10	P	NO SIGNIFICANT CLINICAL OBSERVATIONS
				12	7:29	P	NO SIGNIFICANT CLINICAL OBSERVATIONS
				13	7:13	P	NO SIGNIFICANT CLINICAL OBSERVATIONS
				14	8:02	P	NO SIGNIFICANT CLINICAL OBSERVATIONS
				15	9:52	P	NO SIGNIFICANT CLINICAL OBSERVATIONS
				16	13:47	P	NO SIGNIFICANT CLINICAL OBSERVATIONS
				17	8:37	P	NO SIGNIFICANT CLINICAL OBSERVATIONS
				18	10:39	P	NO SIGNIFICANT CLINICAL OBSERVATIONS
				19	9:44	P	NO SIGNIFICANT CLINICAL OBSERVATIONS
				20	10:42	P	NO SIGNIFICANT CLINICAL OBSERVATIONS
				21	10:25	P	NO SIGNIFICANT CLINICAL OBSERVATIONS
				22	11:20	P	NO SIGNIFICANT CLINICAL OBSERVATIONS
				23	8:41	P	NO SIGNIFICANT CLINICAL OBSERVATIONS
				24	10:18	P	NO SIGNIFICANT CLINICAL OBSERVATIONS
				25	12:19	P	NO SIGNIFICANT CLINICAL OBSERVATIONS
				26	10:21	P	NO SIGNIFICANT CLINICAL OBSERVATIONS
				27	9:53	P	NO SIGNIFICANT CLINICAL OBSERVATIONS
90174	M	3 MG/KG/DAY	NORMAL	0	14:16	P	NO SIGNIFICANT CLINICAL OBSERVATIONS
				1	12:48	P	NO SIGNIFICANT CLINICAL OBSERVATIONS
				2	11:38	P	NO SIGNIFICANT CLINICAL OBSERVATIONS
				3	8:35	P	NO SIGNIFICANT CLINICAL OBSERVATIONS
				4	8:22	P	NO SIGNIFICANT CLINICAL OBSERVATIONS
				5	7:22	P	NO SIGNIFICANT CLINICAL OBSERVATIONS
				6	9:32	P	NO SIGNIFICANT CLINICAL OBSERVATIONS
				7	8:58	P	NO SIGNIFICANT CLINICAL OBSERVATIONS
				8	12:09	P	NO SIGNIFICANT CLINICAL OBSERVATIONS
				9	11:14	P	NO SIGNIFICANT CLINICAL OBSERVATIONS

GRADE CODE: 1 - SLIGHT 2 - MODERATE 3 - SEVERE P - PRESENT

TABLE A5 (AT TIME OF DOSING - MALES)

PROJECT NO.:WIL-189205M A 28-DAY ORAL STUDY OF H-28397 IN RATS WITH 28-DAY RECOVERY PAGE 39
SPONSOR:E.I. DUPONT INDIVIDUAL CLINICAL OBSERVATIONS
SPONSOR NO.:DUPONT-24447

STUDY DAYS: 0 THROUGH 27

ANIMAL	SEX	GROUP	CATEGORY	STUDY DAY	TIME	GRADE	OBSERVATIONS
90174	M	3 MG/KG/DAY	NORMAL	10	9:30	P	NO SIGNIFICANT CLINICAL OBSERVATIONS
				11	8:10	P	NO SIGNIFICANT CLINICAL OBSERVATIONS
				12	7:29	P	NO SIGNIFICANT CLINICAL OBSERVATIONS
				13	7:13	P	NO SIGNIFICANT CLINICAL OBSERVATIONS
				14	8:02	P	NO SIGNIFICANT CLINICAL OBSERVATIONS
				15	9:53	P	NO SIGNIFICANT CLINICAL OBSERVATIONS
				16	13:47	P	NO SIGNIFICANT CLINICAL OBSERVATIONS
				17	8:37	P	NO SIGNIFICANT CLINICAL OBSERVATIONS
				18	10:40	P	NO SIGNIFICANT CLINICAL OBSERVATIONS
				19	9:44	P	NO SIGNIFICANT CLINICAL OBSERVATIONS
				20	10:43	P	NO SIGNIFICANT CLINICAL OBSERVATIONS
				21	10:26	P	NO SIGNIFICANT CLINICAL OBSERVATIONS
				22	11:21	P	NO SIGNIFICANT CLINICAL OBSERVATIONS
				23	8:41	P	NO SIGNIFICANT CLINICAL OBSERVATIONS
				24	10:18	P	NO SIGNIFICANT CLINICAL OBSERVATIONS
				25	12:20	P	NO SIGNIFICANT CLINICAL OBSERVATIONS
				26	10:21	P	NO SIGNIFICANT CLINICAL OBSERVATIONS
				27	9:54	P	NO SIGNIFICANT CLINICAL OBSERVATIONS
90109	M	30 MG/KG/DAY	NORMAL	0	14:17	P	NO SIGNIFICANT CLINICAL OBSERVATIONS
				1	12:50	P	NO SIGNIFICANT CLINICAL OBSERVATIONS
				2	11:39	P	NO SIGNIFICANT CLINICAL OBSERVATIONS
				3	8:38	P	NO SIGNIFICANT CLINICAL OBSERVATIONS
				4	8:24	P	NO SIGNIFICANT CLINICAL OBSERVATIONS
				5	7:23	P	NO SIGNIFICANT CLINICAL OBSERVATIONS
				6	9:33	P	NO SIGNIFICANT CLINICAL OBSERVATIONS
				7	9:00	P	NO SIGNIFICANT CLINICAL OBSERVATIONS
				8	12:10	P	NO SIGNIFICANT CLINICAL OBSERVATIONS
				9	11:16	P	NO SIGNIFICANT CLINICAL OBSERVATIONS
				10	9:31	P	NO SIGNIFICANT CLINICAL OBSERVATIONS

GRADE CODE: 1 - SLIGHT 2 - MODERATE 3 - SEVERE P - PRESENT

TABLE A5 (AT TIME OF DOSING - MALES)

PROJECT NO.:WIL-189205M A 28-DAY ORAL STUDY OF H-28397 IN RATS WITH 28-DAY RECOVERY PAGE 40
SPONSOR:E.I. DUPONT INDIVIDUAL CLINICAL OBSERVATIONS
SPONSOR NO.:DUPONT-24447

STUDY DAYS: 0 THROUGH 27

ANIMAL	SEX	GROUP	CATEGORY	STUDY DAY	TIME	GRADE	OBSERVATIONS
90109	M	30 MG/KG/DAY	NORMAL	11	8:12	P	NO SIGNIFICANT CLINICAL OBSERVATIONS
				12	7:31	P	NO SIGNIFICANT CLINICAL OBSERVATIONS
				13	7:15	P	NO SIGNIFICANT CLINICAL OBSERVATIONS
				14	8:04	P	NO SIGNIFICANT CLINICAL OBSERVATIONS
				15	9:54	P	NO SIGNIFICANT CLINICAL OBSERVATIONS
				16	13:49	P	NO SIGNIFICANT CLINICAL OBSERVATIONS
				17	8:38	P	NO SIGNIFICANT CLINICAL OBSERVATIONS
				18	10:44	P	NO SIGNIFICANT CLINICAL OBSERVATIONS
				19	9:45	P	NO SIGNIFICANT CLINICAL OBSERVATIONS
				20	10:44	P	NO SIGNIFICANT CLINICAL OBSERVATIONS
				21	10:27	P	NO SIGNIFICANT CLINICAL OBSERVATIONS
				22	11:22	P	NO SIGNIFICANT CLINICAL OBSERVATIONS
				23	8:43	P	NO SIGNIFICANT CLINICAL OBSERVATIONS
				24	10:20	P	NO SIGNIFICANT CLINICAL OBSERVATIONS
				25	12:21	P	NO SIGNIFICANT CLINICAL OBSERVATIONS
				26	10:23	P	NO SIGNIFICANT CLINICAL OBSERVATIONS
				27	9:55	P	NO SIGNIFICANT CLINICAL OBSERVATIONS
90111	M	30 MG/KG/DAY	NORMAL	0	14:17	P	NO SIGNIFICANT CLINICAL OBSERVATIONS
				1	12:51	P	NO SIGNIFICANT CLINICAL OBSERVATIONS
				2	11:39	P	NO SIGNIFICANT CLINICAL OBSERVATIONS
				3	8:38	P	NO SIGNIFICANT CLINICAL OBSERVATIONS
				4	8:24	P	NO SIGNIFICANT CLINICAL OBSERVATIONS
				5	7:23	P	NO SIGNIFICANT CLINICAL OBSERVATIONS
				6	9:34	P	NO SIGNIFICANT CLINICAL OBSERVATIONS
				7	9:00	P	NO SIGNIFICANT CLINICAL OBSERVATIONS
				8	12:10	P	NO SIGNIFICANT CLINICAL OBSERVATIONS
				9	11:16	P	NO SIGNIFICANT CLINICAL OBSERVATIONS
				10	9:31	P	NO SIGNIFICANT CLINICAL OBSERVATIONS
				11	8:12	P	NO SIGNIFICANT CLINICAL OBSERVATIONS

GRADE CODE: 1 - SLIGHT 2 - MODERATE 3 - SEVERE P - PRESENT

TABLE A5 (AT TIME OF DOSING - MALES)

PROJECT NO.:WIL-189205M A 28-DAY ORAL STUDY OF H-28397 IN RATS WITH 28-DAY RECOVERY PAGE 41
SPONSOR:E.I. DUPONT INDIVIDUAL CLINICAL OBSERVATIONS
SPONSOR NO.:DUPONT-24447

STUDY DAYS: 0 THROUGH 27

ANIMAL	SEX	GROUP	CATEGORY	STUDY DAY	TIME	GRADE	OBSERVATIONS
90111	M	30 MG/KG/DAY	NORMAL	12	7:31	P	NO SIGNIFICANT CLINICAL OBSERVATIONS
				13	7:15	P	NO SIGNIFICANT CLINICAL OBSERVATIONS
				14	8:04	P	NO SIGNIFICANT CLINICAL OBSERVATIONS
				15	9:54	P	NO SIGNIFICANT CLINICAL OBSERVATIONS
				16	13:49	P	NO SIGNIFICANT CLINICAL OBSERVATIONS
				17	8:39	P	NO SIGNIFICANT CLINICAL OBSERVATIONS
				18	10:44	P	NO SIGNIFICANT CLINICAL OBSERVATIONS
				19	9:45	P	NO SIGNIFICANT CLINICAL OBSERVATIONS
				20	10:45	P	NO SIGNIFICANT CLINICAL OBSERVATIONS
				21	10:28	P	NO SIGNIFICANT CLINICAL OBSERVATIONS
				22	11:22	P	NO SIGNIFICANT CLINICAL OBSERVATIONS
				23	8:43	P	NO SIGNIFICANT CLINICAL OBSERVATIONS
				24	10:20	P	NO SIGNIFICANT CLINICAL OBSERVATIONS
				25	12:22	P	NO SIGNIFICANT CLINICAL OBSERVATIONS
				26	10:23	P	NO SIGNIFICANT CLINICAL OBSERVATIONS
				27	9:55	P	NO SIGNIFICANT CLINICAL OBSERVATIONS
90112	M	30 MG/KG/DAY	NORMAL	0	14:18	P	NO SIGNIFICANT CLINICAL OBSERVATIONS
				1	12:51	P	NO SIGNIFICANT CLINICAL OBSERVATIONS
				2	11:39	P	NO SIGNIFICANT CLINICAL OBSERVATIONS
				3	8:39	P	NO SIGNIFICANT CLINICAL OBSERVATIONS
				4	8:24	P	NO SIGNIFICANT CLINICAL OBSERVATIONS
				5	7:23	P	NO SIGNIFICANT CLINICAL OBSERVATIONS
				6	9:34	P	NO SIGNIFICANT CLINICAL OBSERVATIONS
				7	9:00	P	NO SIGNIFICANT CLINICAL OBSERVATIONS
				8	12:10	P	NO SIGNIFICANT CLINICAL OBSERVATIONS
				9	11:17	P	NO SIGNIFICANT CLINICAL OBSERVATIONS
				10	9:31	P	NO SIGNIFICANT CLINICAL OBSERVATIONS
				11	8:12	P	NO SIGNIFICANT CLINICAL OBSERVATIONS
				12	7:32	P	NO SIGNIFICANT CLINICAL OBSERVATIONS

GRADE CODE: 1 - SLIGHT 2 - MODERATE 3 - SEVERE P - PRESENT

TABLE A5 (AT TIME OF DOSING - MALES)

PROJECT NO.:WIL-189205M A 28-DAY ORAL STUDY OF H-28397 IN RATS WITH 28-DAY RECOVERY PAGE 42
SPONSOR:E.I. DUPONT INDIVIDUAL CLINICAL OBSERVATIONS
SPONSOR NO.:DUPONT-24447

STUDY DAYS: 0 THROUGH 27

ANIMAL	SEX	GROUP	CATEGORY	STUDY DAY	TIME	GRADE	OBSERVATIONS
90112	M	30 MG/KG/DAY	NORMAL	13	7:16	P	NO SIGNIFICANT CLINICAL OBSERVATIONS
				14	8:04	P	NO SIGNIFICANT CLINICAL OBSERVATIONS
				15	9:54	P	NO SIGNIFICANT CLINICAL OBSERVATIONS
				16	13:49	P	NO SIGNIFICANT CLINICAL OBSERVATIONS
				17	8:39	P	NO SIGNIFICANT CLINICAL OBSERVATIONS
				18	10:45	P	NO SIGNIFICANT CLINICAL OBSERVATIONS
				19	9:46	P	NO SIGNIFICANT CLINICAL OBSERVATIONS
				20	10:45	P	NO SIGNIFICANT CLINICAL OBSERVATIONS
				21	10:28	P	NO SIGNIFICANT CLINICAL OBSERVATIONS
				22	11:22	P	NO SIGNIFICANT CLINICAL OBSERVATIONS
				23	8:43	P	NO SIGNIFICANT CLINICAL OBSERVATIONS
				24	10:20	P	NO SIGNIFICANT CLINICAL OBSERVATIONS
				25	12:22	P	NO SIGNIFICANT CLINICAL OBSERVATIONS
				26	10:23	P	NO SIGNIFICANT CLINICAL OBSERVATIONS
				27	9:55	P	NO SIGNIFICANT CLINICAL OBSERVATIONS
90114	M	30 MG/KG/DAY	NORMAL	0	14:18	P	NO SIGNIFICANT CLINICAL OBSERVATIONS
				1	12:51	P	NO SIGNIFICANT CLINICAL OBSERVATIONS
				2	11:39	P	NO SIGNIFICANT CLINICAL OBSERVATIONS
				3	8:39	P	NO SIGNIFICANT CLINICAL OBSERVATIONS
				4	8:25	P	NO SIGNIFICANT CLINICAL OBSERVATIONS
				5	7:23	P	NO SIGNIFICANT CLINICAL OBSERVATIONS
				6	9:34	P	NO SIGNIFICANT CLINICAL OBSERVATIONS
				7	9:01	P	NO SIGNIFICANT CLINICAL OBSERVATIONS
				8	12:11	P	NO SIGNIFICANT CLINICAL OBSERVATIONS
				9	11:17	P	NO SIGNIFICANT CLINICAL OBSERVATIONS
				10	9:32	P	NO SIGNIFICANT CLINICAL OBSERVATIONS
				11	8:13	P	NO SIGNIFICANT CLINICAL OBSERVATIONS
				12	7:32	P	NO SIGNIFICANT CLINICAL OBSERVATIONS
				13	7:16	P	NO SIGNIFICANT CLINICAL OBSERVATIONS

GRADE CODE: 1 - SLIGHT 2 - MODERATE 3 - SEVERE P - PRESENT

TABLE A5 (AT TIME OF DOSING - MALES)

PROJECT NO.:WIL-189205M A 28-DAY ORAL STUDY OF H-28397 IN RATS WITH 28-DAY RECOVERY PAGE 43
SPONSOR:E.I. DUPONT INDIVIDUAL CLINICAL OBSERVATIONS
SPONSOR NO.:DUPONT-24447

STUDY DAYS: 0 THROUGH 27

ANIMAL	SEX	GROUP	CATEGORY	STUDY DAY	TIME	GRADE	OBSERVATIONS
90114	M	30 MG/KG/DAY	NORMAL	14	8:05	P	NO SIGNIFICANT CLINICAL OBSERVATIONS
				16	13:49	P	NO SIGNIFICANT CLINICAL OBSERVATIONS
				17	8:39	P	NO SIGNIFICANT CLINICAL OBSERVATIONS
				18	10:45	P	NO SIGNIFICANT CLINICAL OBSERVATIONS
				19	9:46	P	NO SIGNIFICANT CLINICAL OBSERVATIONS
				20	10:45	P	NO SIGNIFICANT CLINICAL OBSERVATIONS
				21	10:29	P	NO SIGNIFICANT CLINICAL OBSERVATIONS
				22	11:23	P	NO SIGNIFICANT CLINICAL OBSERVATIONS
				23	8:44	P	NO SIGNIFICANT CLINICAL OBSERVATIONS
				24	10:20	P	NO SIGNIFICANT CLINICAL OBSERVATIONS
				25	12:22	P	NO SIGNIFICANT CLINICAL OBSERVATIONS
				26	10:24	P	NO SIGNIFICANT CLINICAL OBSERVATIONS
				27	9:56	P	NO SIGNIFICANT CLINICAL OBSERVATIONS
90114	M	30 MG/KG/DAY	ORAL/DENTAL	15	9:54	P	WET RED MATERIAL AROUND MOUTH
90115	M	30 MG/KG/DAY	NORMAL	0	14:18	P	NO SIGNIFICANT CLINICAL OBSERVATIONS
				1	12:51	P	NO SIGNIFICANT CLINICAL OBSERVATIONS
				2	11:40	P	NO SIGNIFICANT CLINICAL OBSERVATIONS
				3	8:40	P	NO SIGNIFICANT CLINICAL OBSERVATIONS
				4	8:25	P	NO SIGNIFICANT CLINICAL OBSERVATIONS
				5	7:24	P	NO SIGNIFICANT CLINICAL OBSERVATIONS
				6	9:34	P	NO SIGNIFICANT CLINICAL OBSERVATIONS
				7	9:01	P	NO SIGNIFICANT CLINICAL OBSERVATIONS
				8	12:11	P	NO SIGNIFICANT CLINICAL OBSERVATIONS
				9	11:17	P	NO SIGNIFICANT CLINICAL OBSERVATIONS
				10	9:32	P	NO SIGNIFICANT CLINICAL OBSERVATIONS
				11	8:13	P	NO SIGNIFICANT CLINICAL OBSERVATIONS
				12	7:32	P	NO SIGNIFICANT CLINICAL OBSERVATIONS
				13	7:16	P	NO SIGNIFICANT CLINICAL OBSERVATIONS
				14	8:05	P	NO SIGNIFICANT CLINICAL OBSERVATIONS

GRADE CODE: 1 - SLIGHT 2 - MODERATE 3 - SEVERE P - PRESENT

TABLE A5 (AT TIME OF DOSING - MALES)

PROJECT NO.:WIL-189205M A 28-DAY ORAL STUDY OF H-28397 IN RATS WITH 28-DAY RECOVERY PAGE 44
SPONSOR:E.I. DUPONT INDIVIDUAL CLINICAL OBSERVATIONS
SPONSOR NO.:DUPONT-24447

STUDY DAYS: 0 THROUGH 27

ANIMAL	SEX	GROUP	CATEGORY	STUDY DAY	TIME	GRADE	OBSERVATIONS
90115	M	30 MG/KG/DAY	NORMAL	15	9:55	P	NO SIGNIFICANT CLINICAL OBSERVATIONS
				16	13:50	P	NO SIGNIFICANT CLINICAL OBSERVATIONS
				17	8:39	P	NO SIGNIFICANT CLINICAL OBSERVATIONS
				18	10:46	P	NO SIGNIFICANT CLINICAL OBSERVATIONS
				19	9:46	P	NO SIGNIFICANT CLINICAL OBSERVATIONS
				20	10:45	P	NO SIGNIFICANT CLINICAL OBSERVATIONS
				21	10:29	P	NO SIGNIFICANT CLINICAL OBSERVATIONS
				22	11:23	P	NO SIGNIFICANT CLINICAL OBSERVATIONS
				23	8:45	P	NO SIGNIFICANT CLINICAL OBSERVATIONS
				24	10:21	P	NO SIGNIFICANT CLINICAL OBSERVATIONS
				25	12:23	P	NO SIGNIFICANT CLINICAL OBSERVATIONS
				26	10:24	P	NO SIGNIFICANT CLINICAL OBSERVATIONS
				27	9:56	P	NO SIGNIFICANT CLINICAL OBSERVATIONS
90119	M	30 MG/KG/DAY	NORMAL	0	14:19	P	NO SIGNIFICANT CLINICAL OBSERVATIONS
				1	12:52	P	NO SIGNIFICANT CLINICAL OBSERVATIONS
				2	11:40	P	NO SIGNIFICANT CLINICAL OBSERVATIONS
				3	8:40	P	NO SIGNIFICANT CLINICAL OBSERVATIONS
				4	8:25	P	NO SIGNIFICANT CLINICAL OBSERVATIONS
				5	7:24	P	NO SIGNIFICANT CLINICAL OBSERVATIONS
				6	9:35	P	NO SIGNIFICANT CLINICAL OBSERVATIONS
				7	9:01	P	NO SIGNIFICANT CLINICAL OBSERVATIONS
				8	12:11	P	NO SIGNIFICANT CLINICAL OBSERVATIONS
				9	11:18	P	NO SIGNIFICANT CLINICAL OBSERVATIONS
				10	9:32	P	NO SIGNIFICANT CLINICAL OBSERVATIONS
				11	8:13	P	NO SIGNIFICANT CLINICAL OBSERVATIONS
				12	7:33	P	NO SIGNIFICANT CLINICAL OBSERVATIONS
				13	7:17	P	NO SIGNIFICANT CLINICAL OBSERVATIONS
				14	8:05	P	NO SIGNIFICANT CLINICAL OBSERVATIONS
				15	9:55	P	NO SIGNIFICANT CLINICAL OBSERVATIONS

GRADE CODE: 1 - SLIGHT 2 - MODERATE 3 - SEVERE P - PRESENT

TABLE A5 (AT TIME OF DOSING - MALES)

PROJECT NO.:WIL-189205M A 28-DAY ORAL STUDY OF H-28397 IN RATS WITH 28-DAY RECOVERY PAGE 45
SPONSOR:E.I. DUPONT INDIVIDUAL CLINICAL OBSERVATIONS
SPONSOR NO.:DUPONT-24447

STUDY DAYS: 0 THROUGH 27

ANIMAL	SEX	GROUP	CATEGORY	STUDY DAY	TIME	GRADE	OBSERVATIONS
90119	M	30 MG/KG/DAY	NORMAL	16	13:50	P	NO SIGNIFICANT CLINICAL OBSERVATIONS
				17	8:40	P	NO SIGNIFICANT CLINICAL OBSERVATIONS
				18	10:46	P	NO SIGNIFICANT CLINICAL OBSERVATIONS
				19	9:46	P	NO SIGNIFICANT CLINICAL OBSERVATIONS
				20	10:46	P	NO SIGNIFICANT CLINICAL OBSERVATIONS
				21	10:29	P	NO SIGNIFICANT CLINICAL OBSERVATIONS
				22	11:23	P	NO SIGNIFICANT CLINICAL OBSERVATIONS
				23	8:45	P	NO SIGNIFICANT CLINICAL OBSERVATIONS
				24	10:21	P	NO SIGNIFICANT CLINICAL OBSERVATIONS
				25	12:23	P	NO SIGNIFICANT CLINICAL OBSERVATIONS
				26	10:24	P	NO SIGNIFICANT CLINICAL OBSERVATIONS
				27	9:56	P	NO SIGNIFICANT CLINICAL OBSERVATIONS
90130	M	30 MG/KG/DAY	NORMAL	0	14:19	P	NO SIGNIFICANT CLINICAL OBSERVATIONS
				1	12:52	P	NO SIGNIFICANT CLINICAL OBSERVATIONS
				2	11:40	P	NO SIGNIFICANT CLINICAL OBSERVATIONS
				3	8:41	P	NO SIGNIFICANT CLINICAL OBSERVATIONS
				4	8:25	P	NO SIGNIFICANT CLINICAL OBSERVATIONS
				5	7:24	P	NO SIGNIFICANT CLINICAL OBSERVATIONS
				6	9:35	P	NO SIGNIFICANT CLINICAL OBSERVATIONS
				7	9:01	P	NO SIGNIFICANT CLINICAL OBSERVATIONS
				8	12:11	P	NO SIGNIFICANT CLINICAL OBSERVATIONS
				9	11:18	P	NO SIGNIFICANT CLINICAL OBSERVATIONS
				10	9:32	P	NO SIGNIFICANT CLINICAL OBSERVATIONS
				11	8:13	P	NO SIGNIFICANT CLINICAL OBSERVATIONS
				12	7:33	P	NO SIGNIFICANT CLINICAL OBSERVATIONS
				13	7:17	P	NO SIGNIFICANT CLINICAL OBSERVATIONS
				14	8:06	P	NO SIGNIFICANT CLINICAL OBSERVATIONS
				15	9:55	P	NO SIGNIFICANT CLINICAL OBSERVATIONS
				16	13:50	P	NO SIGNIFICANT CLINICAL OBSERVATIONS

GRADE CODE: 1 - SLIGHT 2 - MODERATE 3 - SEVERE P - PRESENT

TABLE A5 (AT TIME OF DOSING - MALES)

PROJECT NO.:WIL-189205M A 28-DAY ORAL STUDY OF H-28397 IN RATS WITH 28-DAY RECOVERY PAGE 46
SPONSOR:E.I. DUPONT INDIVIDUAL CLINICAL OBSERVATIONS
SPONSOR NO.:DUPONT-24447

STUDY DAYS: 0 THROUGH 27

ANIMAL	SEX	GROUP	CATEGORY	STUDY DAY	TIME	GRADE	OBSERVATIONS
90130	M	30 MG/KG/DAY	NORMAL	17	8:40	P	NO SIGNIFICANT CLINICAL OBSERVATIONS
				18	10:47	P	NO SIGNIFICANT CLINICAL OBSERVATIONS
				19	9:47	P	NO SIGNIFICANT CLINICAL OBSERVATIONS
				20	10:46	P	NO SIGNIFICANT CLINICAL OBSERVATIONS
				21	10:29	P	NO SIGNIFICANT CLINICAL OBSERVATIONS
				22	11:24	P	NO SIGNIFICANT CLINICAL OBSERVATIONS
				23	8:45	P	NO SIGNIFICANT CLINICAL OBSERVATIONS
				24	10:21	P	NO SIGNIFICANT CLINICAL OBSERVATIONS
				25	12:23	P	NO SIGNIFICANT CLINICAL OBSERVATIONS
				26	10:25	P	NO SIGNIFICANT CLINICAL OBSERVATIONS
				27	9:56	P	NO SIGNIFICANT CLINICAL OBSERVATIONS
90131	M	30 MG/KG/DAY	NORMAL	0	14:19	P	NO SIGNIFICANT CLINICAL OBSERVATIONS
				1	12:52	P	NO SIGNIFICANT CLINICAL OBSERVATIONS
				2	11:40	P	NO SIGNIFICANT CLINICAL OBSERVATIONS
				3	8:41	P	NO SIGNIFICANT CLINICAL OBSERVATIONS
				4	8:26	P	NO SIGNIFICANT CLINICAL OBSERVATIONS
				5	7:24	P	NO SIGNIFICANT CLINICAL OBSERVATIONS
				6	9:35	P	NO SIGNIFICANT CLINICAL OBSERVATIONS
				7	9:02	P	NO SIGNIFICANT CLINICAL OBSERVATIONS
				8	12:12	P	NO SIGNIFICANT CLINICAL OBSERVATIONS
				9	11:18	P	NO SIGNIFICANT CLINICAL OBSERVATIONS
				10	9:32	P	NO SIGNIFICANT CLINICAL OBSERVATIONS
				11	8:14	P	NO SIGNIFICANT CLINICAL OBSERVATIONS
				12	7:33	P	NO SIGNIFICANT CLINICAL OBSERVATIONS
				13	7:17	P	NO SIGNIFICANT CLINICAL OBSERVATIONS
				14	8:06	P	NO SIGNIFICANT CLINICAL OBSERVATIONS
				15	9:55	P	NO SIGNIFICANT CLINICAL OBSERVATIONS
				16	13:50	P	NO SIGNIFICANT CLINICAL OBSERVATIONS
				17	8:40	P	NO SIGNIFICANT CLINICAL OBSERVATIONS

GRADE CODE: 1 - SLIGHT 2 - MODERATE 3 - SEVERE P - PRESENT

TABLE A5 (AT TIME OF DOSING - MALES)

PROJECT NO.:WIL-189205M A 28-DAY ORAL STUDY OF H-28397 IN RATS WITH 28-DAY RECOVERY PAGE 47
SPONSOR:E.I. DUPONT INDIVIDUAL CLINICAL OBSERVATIONS
SPONSOR NO.:DUPONT-24447

STUDY DAYS: 0 THROUGH 27

ANIMAL	SEX	GROUP	CATEGORY	STUDY DAY	TIME	GRADE	OBSERVATIONS
90131	M	30 MG/KG/DAY	NORMAL	18	10:47	P	NO SIGNIFICANT CLINICAL OBSERVATIONS
				19	9:47	P	NO SIGNIFICANT CLINICAL OBSERVATIONS
				20	10:46	P	NO SIGNIFICANT CLINICAL OBSERVATIONS
				21	10:30	P	NO SIGNIFICANT CLINICAL OBSERVATIONS
				22	11:24	P	NO SIGNIFICANT CLINICAL OBSERVATIONS
				23	8:45	P	NO SIGNIFICANT CLINICAL OBSERVATIONS
				24	10:21	P	NO SIGNIFICANT CLINICAL OBSERVATIONS
				25	12:23	P	NO SIGNIFICANT CLINICAL OBSERVATIONS
				26	10:25	P	NO SIGNIFICANT CLINICAL OBSERVATIONS
				27	9:57	P	NO SIGNIFICANT CLINICAL OBSERVATIONS
90132	M	30 MG/KG/DAY	NORMAL	0	14:19	P	NO SIGNIFICANT CLINICAL OBSERVATIONS
				1	12:52	P	NO SIGNIFICANT CLINICAL OBSERVATIONS
				2	11:41	P	NO SIGNIFICANT CLINICAL OBSERVATIONS
				3	8:41	P	NO SIGNIFICANT CLINICAL OBSERVATIONS
				4	8:26	P	NO SIGNIFICANT CLINICAL OBSERVATIONS
				5	7:25	P	NO SIGNIFICANT CLINICAL OBSERVATIONS
				6	9:35	P	NO SIGNIFICANT CLINICAL OBSERVATIONS
				7	9:02	P	NO SIGNIFICANT CLINICAL OBSERVATIONS
				8	12:12	P	NO SIGNIFICANT CLINICAL OBSERVATIONS
				9	11:18	P	NO SIGNIFICANT CLINICAL OBSERVATIONS
				10	9:33	P	NO SIGNIFICANT CLINICAL OBSERVATIONS
				11	8:14	P	NO SIGNIFICANT CLINICAL OBSERVATIONS
				12	7:34	P	NO SIGNIFICANT CLINICAL OBSERVATIONS
				13	7:17	P	NO SIGNIFICANT CLINICAL OBSERVATIONS
				14	8:06	P	NO SIGNIFICANT CLINICAL OBSERVATIONS
				15	9:56	P	NO SIGNIFICANT CLINICAL OBSERVATIONS
				16	13:51	P	NO SIGNIFICANT CLINICAL OBSERVATIONS
				17	8:40	P	NO SIGNIFICANT CLINICAL OBSERVATIONS
				18	10:48	P	NO SIGNIFICANT CLINICAL OBSERVATIONS

GRADE CODE: 1 - SLIGHT 2 - MODERATE 3 - SEVERE P - PRESENT

TABLE A5 (AT TIME OF DOSING - MALES)

PROJECT NO.:WIL-189205M A 28-DAY ORAL STUDY OF H-28397 IN RATS WITH 28-DAY RECOVERY PAGE 48
SPONSOR:E.I. DUPONT INDIVIDUAL CLINICAL OBSERVATIONS
SPONSOR NO.:DUPONT-24447

STUDY DAYS: 0 THROUGH 27

ANIMAL	SEX	GROUP	CATEGORY	STUDY DAY	TIME	GRADE	OBSERVATIONS
90132	M	30 MG/KG/DAY	NORMAL	19	9:47	P	NO SIGNIFICANT CLINICAL OBSERVATIONS
				20	10:47	P	NO SIGNIFICANT CLINICAL OBSERVATIONS
				21	10:30	P	NO SIGNIFICANT CLINICAL OBSERVATIONS
				22	11:24	P	NO SIGNIFICANT CLINICAL OBSERVATIONS
				23	8:46	P	NO SIGNIFICANT CLINICAL OBSERVATIONS
				24	10:22	P	NO SIGNIFICANT CLINICAL OBSERVATIONS
				25	12:24	P	NO SIGNIFICANT CLINICAL OBSERVATIONS
				26	10:25	P	NO SIGNIFICANT CLINICAL OBSERVATIONS
				27	9:57	P	NO SIGNIFICANT CLINICAL OBSERVATIONS
90133	M	30 MG/KG/DAY	NORMAL	0	14:20	P	NO SIGNIFICANT CLINICAL OBSERVATIONS
				1	12:53	P	NO SIGNIFICANT CLINICAL OBSERVATIONS
				2	11:41	P	NO SIGNIFICANT CLINICAL OBSERVATIONS
				3	8:42	P	NO SIGNIFICANT CLINICAL OBSERVATIONS
				4	8:26	P	NO SIGNIFICANT CLINICAL OBSERVATIONS
				5	7:25	P	NO SIGNIFICANT CLINICAL OBSERVATIONS
				6	9:35	P	NO SIGNIFICANT CLINICAL OBSERVATIONS
				7	9:02	P	NO SIGNIFICANT CLINICAL OBSERVATIONS
				8	12:12	P	NO SIGNIFICANT CLINICAL OBSERVATIONS
				9	11:19	P	NO SIGNIFICANT CLINICAL OBSERVATIONS
				10	9:33	P	NO SIGNIFICANT CLINICAL OBSERVATIONS
				11	8:14	P	NO SIGNIFICANT CLINICAL OBSERVATIONS
				12	7:34	P	NO SIGNIFICANT CLINICAL OBSERVATIONS
				13	7:18	P	NO SIGNIFICANT CLINICAL OBSERVATIONS
				14	8:06	P	NO SIGNIFICANT CLINICAL OBSERVATIONS
				15	9:56	P	NO SIGNIFICANT CLINICAL OBSERVATIONS
				16	13:51	P	NO SIGNIFICANT CLINICAL OBSERVATIONS
				17	8:41	P	NO SIGNIFICANT CLINICAL OBSERVATIONS
				18	10:48	P	NO SIGNIFICANT CLINICAL OBSERVATIONS
				19	9:47	P	NO SIGNIFICANT CLINICAL OBSERVATIONS

GRADE CODE: 1 - SLIGHT 2 - MODERATE 3 - SEVERE P - PRESENT

TABLE A5 (AT TIME OF DOSING - MALES)

PROJECT NO.:WIL-189205M A 28-DAY ORAL STUDY OF H-28397 IN RATS WITH 28-DAY RECOVERY PAGE 49
SPONSOR:E.I. DUPONT INDIVIDUAL CLINICAL OBSERVATIONS
SPONSOR NO.:DUPONT-24447

STUDY DAYS: 0 THROUGH 27

ANIMAL	SEX	GROUP	CATEGORY	STUDY DAY	TIME	GRADE	OBSERVATIONS
90133	M	30 MG/KG/DAY	NORMAL	20	10:47	P	NO SIGNIFICANT CLINICAL OBSERVATIONS
				21	10:30	P	NO SIGNIFICANT CLINICAL OBSERVATIONS
				22	11:24	P	NO SIGNIFICANT CLINICAL OBSERVATIONS
				23	8:46	P	NO SIGNIFICANT CLINICAL OBSERVATIONS
				24	10:22	P	NO SIGNIFICANT CLINICAL OBSERVATIONS
				25	12:24	P	NO SIGNIFICANT CLINICAL OBSERVATIONS
				26	10:26	P	NO SIGNIFICANT CLINICAL OBSERVATIONS
				27	9:57	P	NO SIGNIFICANT CLINICAL OBSERVATIONS
90135	M	30 MG/KG/DAY	NORMAL	0	14:20	P	NO SIGNIFICANT CLINICAL OBSERVATIONS
				1	12:53	P	NO SIGNIFICANT CLINICAL OBSERVATIONS
				2	11:41	P	NO SIGNIFICANT CLINICAL OBSERVATIONS
				3	8:43	P	NO SIGNIFICANT CLINICAL OBSERVATIONS
				4	8:26	P	NO SIGNIFICANT CLINICAL OBSERVATIONS
				5	7:25	P	NO SIGNIFICANT CLINICAL OBSERVATIONS
				6	9:36	P	NO SIGNIFICANT CLINICAL OBSERVATIONS
				7	9:03	P	NO SIGNIFICANT CLINICAL OBSERVATIONS
				8	12:12	P	NO SIGNIFICANT CLINICAL OBSERVATIONS
				9	11:19	P	NO SIGNIFICANT CLINICAL OBSERVATIONS
				10	9:33	P	NO SIGNIFICANT CLINICAL OBSERVATIONS
				11	8:14	P	NO SIGNIFICANT CLINICAL OBSERVATIONS
				12	7:34	P	NO SIGNIFICANT CLINICAL OBSERVATIONS
				13	7:18	P	NO SIGNIFICANT CLINICAL OBSERVATIONS
				14	8:07	P	NO SIGNIFICANT CLINICAL OBSERVATIONS
				15	9:56	P	NO SIGNIFICANT CLINICAL OBSERVATIONS
				16	13:51	P	NO SIGNIFICANT CLINICAL OBSERVATIONS
				17	8:41	P	NO SIGNIFICANT CLINICAL OBSERVATIONS
				18	10:49	P	NO SIGNIFICANT CLINICAL OBSERVATIONS
				19	9:48	P	NO SIGNIFICANT CLINICAL OBSERVATIONS
				20	10:47	P	NO SIGNIFICANT CLINICAL OBSERVATIONS

GRADE CODE: 1 - SLIGHT 2 - MODERATE 3 - SEVERE P - PRESENT

TABLE A5 (AT TIME OF DOSING - MALES)

PROJECT NO.:WIL-189205M A 28-DAY ORAL STUDY OF H-28397 IN RATS WITH 28-DAY RECOVERY PAGE 50
SPONSOR:E.I. DUPONT INDIVIDUAL CLINICAL OBSERVATIONS
SPONSOR NO.:DUPONT-24447

STUDY DAYS: 0 THROUGH 27

ANIMAL	SEX	GROUP	CATEGORY	STUDY DAY	TIME	GRADE	OBSERVATIONS
90135	M	30 MG/KG/DAY	NORMAL	21	10:31	P	NO SIGNIFICANT CLINICAL OBSERVATIONS
				22	11:25	P	NO SIGNIFICANT CLINICAL OBSERVATIONS
				23	8:46	P	NO SIGNIFICANT CLINICAL OBSERVATIONS
				24	10:22	P	NO SIGNIFICANT CLINICAL OBSERVATIONS
				25	12:24	P	NO SIGNIFICANT CLINICAL OBSERVATIONS
				26	10:26	P	NO SIGNIFICANT CLINICAL OBSERVATIONS
				27	9:57	P	NO SIGNIFICANT CLINICAL OBSERVATIONS
90136	M	30 MG/KG/DAY	NORMAL	0	14:20	P	NO SIGNIFICANT CLINICAL OBSERVATIONS
				1	12:53	P	NO SIGNIFICANT CLINICAL OBSERVATIONS
				2	11:41	P	NO SIGNIFICANT CLINICAL OBSERVATIONS
				3	8:43	P	NO SIGNIFICANT CLINICAL OBSERVATIONS
				4	8:27	P	NO SIGNIFICANT CLINICAL OBSERVATIONS
				5	7:25	P	NO SIGNIFICANT CLINICAL OBSERVATIONS
				6	9:36	P	NO SIGNIFICANT CLINICAL OBSERVATIONS
				7	9:03	P	NO SIGNIFICANT CLINICAL OBSERVATIONS
				8	12:13	P	NO SIGNIFICANT CLINICAL OBSERVATIONS
				9	11:19	P	NO SIGNIFICANT CLINICAL OBSERVATIONS
				10	9:34	P	NO SIGNIFICANT CLINICAL OBSERVATIONS
				11	8:15	P	NO SIGNIFICANT CLINICAL OBSERVATIONS
				12	7:34	P	NO SIGNIFICANT CLINICAL OBSERVATIONS
				13	7:18	P	NO SIGNIFICANT CLINICAL OBSERVATIONS
				14	8:07	P	NO SIGNIFICANT CLINICAL OBSERVATIONS
				15	9:56	P	NO SIGNIFICANT CLINICAL OBSERVATIONS
				16	13:51	P	NO SIGNIFICANT CLINICAL OBSERVATIONS
				17	8:41	P	NO SIGNIFICANT CLINICAL OBSERVATIONS
				18	10:49	P	NO SIGNIFICANT CLINICAL OBSERVATIONS
				19	9:48	P	NO SIGNIFICANT CLINICAL OBSERVATIONS
				20	10:47	P	NO SIGNIFICANT CLINICAL OBSERVATIONS
				21	10:31	P	NO SIGNIFICANT CLINICAL OBSERVATIONS

GRADE CODE: 1 - SLIGHT 2 - MODERATE 3 - SEVERE P - PRESENT

TABLE A5 (AT TIME OF DOSING - MALES)

PROJECT NO.:WIL-189205M A 28-DAY ORAL STUDY OF H-28397 IN RATS WITH 28-DAY RECOVERY PAGE 51
SPONSOR:E.I. DUPONT INDIVIDUAL CLINICAL OBSERVATIONS
SPONSOR NO.:DUPONT-24447

STUDY DAYS: 0 THROUGH 27

ANIMAL	SEX	GROUP	CATEGORY	STUDY DAY	TIME	GRADE	OBSERVATIONS
90136	M	30 MG/KG/DAY	NORMAL	22	11:25	P	NO SIGNIFICANT CLINICAL OBSERVATIONS
				23	8:47	P	NO SIGNIFICANT CLINICAL OBSERVATIONS
				24	10:22	P	NO SIGNIFICANT CLINICAL OBSERVATIONS
				25	12:24	P	NO SIGNIFICANT CLINICAL OBSERVATIONS
				26	10:26	P	NO SIGNIFICANT CLINICAL OBSERVATIONS
				27	9:57	P	NO SIGNIFICANT CLINICAL OBSERVATIONS
90142	M	30 MG/KG/DAY	NORMAL	0	14:21	P	NO SIGNIFICANT CLINICAL OBSERVATIONS
				1	12:53	P	NO SIGNIFICANT CLINICAL OBSERVATIONS
				2	11:41	P	NO SIGNIFICANT CLINICAL OBSERVATIONS
				3	8:44	P	NO SIGNIFICANT CLINICAL OBSERVATIONS
				4	8:27	P	NO SIGNIFICANT CLINICAL OBSERVATIONS
				5	7:26	P	NO SIGNIFICANT CLINICAL OBSERVATIONS
				6	9:36	P	NO SIGNIFICANT CLINICAL OBSERVATIONS
				7	9:03	P	NO SIGNIFICANT CLINICAL OBSERVATIONS
				8	12:13	P	NO SIGNIFICANT CLINICAL OBSERVATIONS
				9	11:20	P	NO SIGNIFICANT CLINICAL OBSERVATIONS
				10	9:34	P	NO SIGNIFICANT CLINICAL OBSERVATIONS
				11	8:15	P	NO SIGNIFICANT CLINICAL OBSERVATIONS
				12	7:35	P	NO SIGNIFICANT CLINICAL OBSERVATIONS
				13	7:19	P	NO SIGNIFICANT CLINICAL OBSERVATIONS
				14	8:07	P	NO SIGNIFICANT CLINICAL OBSERVATIONS
				15	9:56	P	NO SIGNIFICANT CLINICAL OBSERVATIONS
				16	13:51	P	NO SIGNIFICANT CLINICAL OBSERVATIONS
				17	8:41	P	NO SIGNIFICANT CLINICAL OBSERVATIONS
				18	10:50	P	NO SIGNIFICANT CLINICAL OBSERVATIONS
				19	9:48	P	NO SIGNIFICANT CLINICAL OBSERVATIONS
				20	10:47	P	NO SIGNIFICANT CLINICAL OBSERVATIONS
				21	10:31	P	NO SIGNIFICANT CLINICAL OBSERVATIONS
				22	11:25	P	NO SIGNIFICANT CLINICAL OBSERVATIONS

GRADE CODE: 1 - SLIGHT 2 - MODERATE 3 - SEVERE P - PRESENT

TABLE A5 (AT TIME OF DOSING - MALES)

PROJECT NO.:WIL-189205M A 28-DAY ORAL STUDY OF H-28397 IN RATS WITH 28-DAY RECOVERY PAGE 52
SPONSOR:E.I. DUPONT INDIVIDUAL CLINICAL OBSERVATIONS
SPONSOR NO.:DUPONT-24447

STUDY DAYS: 0 THROUGH 27

ANIMAL	SEX	GROUP	CATEGORY	STUDY DAY	TIME	GRADE	OBSERVATIONS
90142	M	30 MG/KG/DAY	NORMAL	23	8:47	P	NO SIGNIFICANT CLINICAL OBSERVATIONS
				24	10:23	P	NO SIGNIFICANT CLINICAL OBSERVATIONS
				25	12:25	P	NO SIGNIFICANT CLINICAL OBSERVATIONS
				26	10:27	P	NO SIGNIFICANT CLINICAL OBSERVATIONS
				27	9:58	P	NO SIGNIFICANT CLINICAL OBSERVATIONS
90143	M	30 MG/KG/DAY	NORMAL	0	14:21	P	NO SIGNIFICANT CLINICAL OBSERVATIONS
				1	12:54	P	NO SIGNIFICANT CLINICAL OBSERVATIONS
				2	11:42	P	NO SIGNIFICANT CLINICAL OBSERVATIONS
				3	8:44	P	NO SIGNIFICANT CLINICAL OBSERVATIONS
				4	8:27	P	NO SIGNIFICANT CLINICAL OBSERVATIONS
				5	7:26	P	NO SIGNIFICANT CLINICAL OBSERVATIONS
				6	9:37	P	NO SIGNIFICANT CLINICAL OBSERVATIONS
				7	9:04	P	NO SIGNIFICANT CLINICAL OBSERVATIONS
				8	12:13	P	NO SIGNIFICANT CLINICAL OBSERVATIONS
				9	11:20	P	NO SIGNIFICANT CLINICAL OBSERVATIONS
				10	9:34	P	NO SIGNIFICANT CLINICAL OBSERVATIONS
				11	8:15	P	NO SIGNIFICANT CLINICAL OBSERVATIONS
				12	7:35	P	NO SIGNIFICANT CLINICAL OBSERVATIONS
				13	7:19	P	NO SIGNIFICANT CLINICAL OBSERVATIONS
				14	8:08	P	NO SIGNIFICANT CLINICAL OBSERVATIONS
				15	9:57	P	NO SIGNIFICANT CLINICAL OBSERVATIONS
				16	13:52	P	NO SIGNIFICANT CLINICAL OBSERVATIONS
				17	8:42	P	NO SIGNIFICANT CLINICAL OBSERVATIONS
				18	10:50	P	NO SIGNIFICANT CLINICAL OBSERVATIONS
				19	9:48	P	NO SIGNIFICANT CLINICAL OBSERVATIONS
				20	10:48	P	NO SIGNIFICANT CLINICAL OBSERVATIONS
				21	10:32	P	NO SIGNIFICANT CLINICAL OBSERVATIONS
				22	11:25	P	NO SIGNIFICANT CLINICAL OBSERVATIONS
				23	8:48	P	NO SIGNIFICANT CLINICAL OBSERVATIONS

GRADE CODE: 1 - SLIGHT 2 - MODERATE 3 - SEVERE P - PRESENT

TABLE A5 (AT TIME OF DOSING - MALES)

PROJECT NO.:WIL-189205M A 28-DAY ORAL STUDY OF H-28397 IN RATS WITH 28-DAY RECOVERY PAGE 53
SPONSOR:E.I. DUPONT INDIVIDUAL CLINICAL OBSERVATIONS
SPONSOR NO.:DUPONT-24447

STUDY DAYS: 0 THROUGH 27

ANIMAL	SEX	GROUP	CATEGORY	STUDY DAY	TIME	GRADE	OBSERVATIONS
90143	M	30 MG/KG/DAY	NORMAL	24	10:23	P	NO SIGNIFICANT CLINICAL OBSERVATIONS
				25	12:25	P	NO SIGNIFICANT CLINICAL OBSERVATIONS
				26	10:27	P	NO SIGNIFICANT CLINICAL OBSERVATIONS
				27	9:58	P	NO SIGNIFICANT CLINICAL OBSERVATIONS
90149	M	30 MG/KG/DAY	NORMAL	0	14:21	P	NO SIGNIFICANT CLINICAL OBSERVATIONS
				1	12:54	P	NO SIGNIFICANT CLINICAL OBSERVATIONS
				2	11:42	P	NO SIGNIFICANT CLINICAL OBSERVATIONS
				3	8:45	P	NO SIGNIFICANT CLINICAL OBSERVATIONS
				4	8:27	P	NO SIGNIFICANT CLINICAL OBSERVATIONS
				5	7:26	P	NO SIGNIFICANT CLINICAL OBSERVATIONS
				6	9:37	P	NO SIGNIFICANT CLINICAL OBSERVATIONS
				7	9:04	P	NO SIGNIFICANT CLINICAL OBSERVATIONS
				8	12:13	P	NO SIGNIFICANT CLINICAL OBSERVATIONS
				9	11:20	P	NO SIGNIFICANT CLINICAL OBSERVATIONS
				10	9:34	P	NO SIGNIFICANT CLINICAL OBSERVATIONS
				11	8:16	P	NO SIGNIFICANT CLINICAL OBSERVATIONS
				12	7:35	P	NO SIGNIFICANT CLINICAL OBSERVATIONS
				13	7:19	P	NO SIGNIFICANT CLINICAL OBSERVATIONS
				14	8:08	P	NO SIGNIFICANT CLINICAL OBSERVATIONS
				15	9:57	P	NO SIGNIFICANT CLINICAL OBSERVATIONS
				16	13:52	P	NO SIGNIFICANT CLINICAL OBSERVATIONS
				17	8:42	P	NO SIGNIFICANT CLINICAL OBSERVATIONS
				18	10:51	P	NO SIGNIFICANT CLINICAL OBSERVATIONS
				19	9:48	P	NO SIGNIFICANT CLINICAL OBSERVATIONS
				20	10:48	P	NO SIGNIFICANT CLINICAL OBSERVATIONS
				21	10:32	P	NO SIGNIFICANT CLINICAL OBSERVATIONS
				22	11:26	P	NO SIGNIFICANT CLINICAL OBSERVATIONS
				23	8:48	P	NO SIGNIFICANT CLINICAL OBSERVATIONS
				24	10:23	P	NO SIGNIFICANT CLINICAL OBSERVATIONS

GRADE CODE: 1 - SLIGHT 2 - MODERATE 3 - SEVERE P - PRESENT

TABLE A5 (AT TIME OF DOSING - MALES)

PROJECT NO.:WIL-189205M A 28-DAY ORAL STUDY OF H-28397 IN RATS WITH 28-DAY RECOVERY PAGE 54
SPONSOR:E.I. DUPONT INDIVIDUAL CLINICAL OBSERVATIONS
SPONSOR NO.:DUPONT-24447

STUDY DAYS: 0 THROUGH 27

ANIMAL	SEX	GROUP	CATEGORY	STUDY DAY	TIME	GRADE	OBSERVATIONS
90149	M	30 MG/KG/DAY	NORMAL	25	12:25	P	NO SIGNIFICANT CLINICAL OBSERVATIONS
				26	10:27	P	NO SIGNIFICANT CLINICAL OBSERVATIONS
				27	9:58	P	NO SIGNIFICANT CLINICAL OBSERVATIONS
90160	M	30 MG/KG/DAY	NORMAL	0	14:21	P	NO SIGNIFICANT CLINICAL OBSERVATIONS
				1	12:54	P	NO SIGNIFICANT CLINICAL OBSERVATIONS
				2	11:42	P	NO SIGNIFICANT CLINICAL OBSERVATIONS
				3	8:45	P	NO SIGNIFICANT CLINICAL OBSERVATIONS
				4	8:28	P	NO SIGNIFICANT CLINICAL OBSERVATIONS
				5	7:26	P	NO SIGNIFICANT CLINICAL OBSERVATIONS
				6	9:37	P	NO SIGNIFICANT CLINICAL OBSERVATIONS
				7	9:04	P	NO SIGNIFICANT CLINICAL OBSERVATIONS
				8	12:13	P	NO SIGNIFICANT CLINICAL OBSERVATIONS
				9	11:21	P	NO SIGNIFICANT CLINICAL OBSERVATIONS
				10	9:34	P	NO SIGNIFICANT CLINICAL OBSERVATIONS
				11	8:16	P	NO SIGNIFICANT CLINICAL OBSERVATIONS
				12	7:36	P	NO SIGNIFICANT CLINICAL OBSERVATIONS
				13	7:19	P	NO SIGNIFICANT CLINICAL OBSERVATIONS
				14	8:08	P	NO SIGNIFICANT CLINICAL OBSERVATIONS
				15	9:57	P	NO SIGNIFICANT CLINICAL OBSERVATIONS
				16	13:52	P	NO SIGNIFICANT CLINICAL OBSERVATIONS
				17	8:42	P	NO SIGNIFICANT CLINICAL OBSERVATIONS
				18	10:51	P	NO SIGNIFICANT CLINICAL OBSERVATIONS
				19	9:49	P	NO SIGNIFICANT CLINICAL OBSERVATIONS
				20	10:48	P	NO SIGNIFICANT CLINICAL OBSERVATIONS
				21	10:32	P	NO SIGNIFICANT CLINICAL OBSERVATIONS
				22	11:26	P	NO SIGNIFICANT CLINICAL OBSERVATIONS
				23	8:48	P	NO SIGNIFICANT CLINICAL OBSERVATIONS
				24	10:23	P	NO SIGNIFICANT CLINICAL OBSERVATIONS
				25	12:26	P	NO SIGNIFICANT CLINICAL OBSERVATIONS

GRADE CODE: 1 - SLIGHT 2 - MODERATE 3 - SEVERE P - PRESENT

TABLE A5 (AT TIME OF DOSING - MALES)

PROJECT NO.:WIL-189205M A 28-DAY ORAL STUDY OF H-28397 IN RATS WITH 28-DAY RECOVERY PAGE 55
SPONSOR:E.I. DUPONT INDIVIDUAL CLINICAL OBSERVATIONS
SPONSOR NO.:DUPONT-24447

STUDY DAYS: 0 THROUGH 27

ANIMAL	SEX	GROUP	CATEGORY	STUDY DAY	TIME	GRADE	OBSERVATIONS
90160	M	30 MG/KG/DAY	NORMAL	26	10:28	P	NO SIGNIFICANT CLINICAL OBSERVATIONS
				27	9:58	P	NO SIGNIFICANT CLINICAL OBSERVATIONS
90162	M	30 MG/KG/DAY	NORMAL	0	14:22	P	NO SIGNIFICANT CLINICAL OBSERVATIONS
				1	12:54	P	NO SIGNIFICANT CLINICAL OBSERVATIONS
				2	11:42	P	NO SIGNIFICANT CLINICAL OBSERVATIONS
				3	8:46	P	NO SIGNIFICANT CLINICAL OBSERVATIONS
				4	8:28	P	NO SIGNIFICANT CLINICAL OBSERVATIONS
				5	7:27	P	NO SIGNIFICANT CLINICAL OBSERVATIONS
				6	9:37	P	NO SIGNIFICANT CLINICAL OBSERVATIONS
				7	9:04	P	NO SIGNIFICANT CLINICAL OBSERVATIONS
				8	12:14	P	NO SIGNIFICANT CLINICAL OBSERVATIONS
				9	11:21	P	NO SIGNIFICANT CLINICAL OBSERVATIONS
				10	9:35	P	NO SIGNIFICANT CLINICAL OBSERVATIONS
				11	8:16	P	NO SIGNIFICANT CLINICAL OBSERVATIONS
				12	7:36	P	NO SIGNIFICANT CLINICAL OBSERVATIONS
				13	7:20	P	NO SIGNIFICANT CLINICAL OBSERVATIONS
				14	8:08	P	NO SIGNIFICANT CLINICAL OBSERVATIONS
				15	9:57	P	NO SIGNIFICANT CLINICAL OBSERVATIONS
				16	13:52	P	NO SIGNIFICANT CLINICAL OBSERVATIONS
				17	8:42	P	NO SIGNIFICANT CLINICAL OBSERVATIONS
				18	10:51	P	NO SIGNIFICANT CLINICAL OBSERVATIONS
				19	9:49	P	NO SIGNIFICANT CLINICAL OBSERVATIONS
				20	10:48	P	NO SIGNIFICANT CLINICAL OBSERVATIONS
				21	10:33	P	NO SIGNIFICANT CLINICAL OBSERVATIONS
				22	11:26	P	NO SIGNIFICANT CLINICAL OBSERVATIONS
				23	8:49	P	NO SIGNIFICANT CLINICAL OBSERVATIONS
				24	10:24	P	NO SIGNIFICANT CLINICAL OBSERVATIONS
				25	12:26	P	NO SIGNIFICANT CLINICAL OBSERVATIONS
				26	10:28	P	NO SIGNIFICANT CLINICAL OBSERVATIONS

GRADE CODE: 1 - SLIGHT 2 - MODERATE 3 - SEVERE P - PRESENT

TABLE A5 (AT TIME OF DOSING - MALES)

PROJECT NO.:WIL-189205M A 28-DAY ORAL STUDY OF H-28397 IN RATS WITH 28-DAY RECOVERY PAGE 56
SPONSOR:E.I. DUPONT INDIVIDUAL CLINICAL OBSERVATIONS
SPONSOR NO.:DUPONT-24447

STUDY DAYS: 0 THROUGH 27

ANIMAL	SEX	GROUP	CATEGORY	STUDY DAY	TIME	GRADE	OBSERVATIONS
90162	M	30 MG/KG/DAY	NORMAL	27	9:59	P	NO SIGNIFICANT CLINICAL OBSERVATIONS
90168	M	30 MG/KG/DAY	NORMAL	0	14:22	P	NO SIGNIFICANT CLINICAL OBSERVATIONS
				1	12:55	P	NO SIGNIFICANT CLINICAL OBSERVATIONS
				2	11:43	P	NO SIGNIFICANT CLINICAL OBSERVATIONS
				3	8:46	P	NO SIGNIFICANT CLINICAL OBSERVATIONS
				4	8:28	P	NO SIGNIFICANT CLINICAL OBSERVATIONS
				5	7:27	P	NO SIGNIFICANT CLINICAL OBSERVATIONS
				6	9:37	P	NO SIGNIFICANT CLINICAL OBSERVATIONS
				7	9:05	P	NO SIGNIFICANT CLINICAL OBSERVATIONS
				8	12:14	P	NO SIGNIFICANT CLINICAL OBSERVATIONS
				9	11:21	P	NO SIGNIFICANT CLINICAL OBSERVATIONS
				10	9:35	P	NO SIGNIFICANT CLINICAL OBSERVATIONS
				11	8:17	P	NO SIGNIFICANT CLINICAL OBSERVATIONS
				12	7:36	P	NO SIGNIFICANT CLINICAL OBSERVATIONS
				13	7:20	P	NO SIGNIFICANT CLINICAL OBSERVATIONS
				14	8:09	P	NO SIGNIFICANT CLINICAL OBSERVATIONS
				15	9:58	P	NO SIGNIFICANT CLINICAL OBSERVATIONS
				16	13:53	P	NO SIGNIFICANT CLINICAL OBSERVATIONS
				17	8:43	P	NO SIGNIFICANT CLINICAL OBSERVATIONS
				18	10:52	P	NO SIGNIFICANT CLINICAL OBSERVATIONS
				19	9:49	P	NO SIGNIFICANT CLINICAL OBSERVATIONS
				20	10:49	P	NO SIGNIFICANT CLINICAL OBSERVATIONS
				21	10:33	P	NO SIGNIFICANT CLINICAL OBSERVATIONS
				22	11:27	P	NO SIGNIFICANT CLINICAL OBSERVATIONS
				23	8:49	P	NO SIGNIFICANT CLINICAL OBSERVATIONS
				24	10:24	P	NO SIGNIFICANT CLINICAL OBSERVATIONS
				25	12:26	P	NO SIGNIFICANT CLINICAL OBSERVATIONS
				26	10:28	P	NO SIGNIFICANT CLINICAL OBSERVATIONS
				27	9:59	P	NO SIGNIFICANT CLINICAL OBSERVATIONS

GRADE CODE: 1 - SLIGHT 2 - MODERATE 3 - SEVERE P - PRESENT

TABLE A5 (AT TIME OF DOSING - MALES)

PROJECT NO.:WIL-189205M A 28-DAY ORAL STUDY OF H-28397 IN RATS WITH 28-DAY RECOVERY PAGE 57
SPONSOR:E.I. DUPONT INDIVIDUAL CLINICAL OBSERVATIONS
SPONSOR NO.:DUPONT-24447

STUDY DAYS: 0 THROUGH 27

ANIMAL	SEX	GROUP	CATEGORY	STUDY DAY	TIME	GRADE	OBSERVATIONS
90171	M	30 MG/KG/DAY	NORMAL	0	14:22	P	NO SIGNIFICANT CLINICAL OBSERVATIONS
				1	12:55	P	NO SIGNIFICANT CLINICAL OBSERVATIONS
				2	11:43	P	NO SIGNIFICANT CLINICAL OBSERVATIONS
				3	8:47	P	NO SIGNIFICANT CLINICAL OBSERVATIONS
				4	8:28	P	NO SIGNIFICANT CLINICAL OBSERVATIONS
				5	7:27	P	NO SIGNIFICANT CLINICAL OBSERVATIONS
				6	9:38	P	NO SIGNIFICANT CLINICAL OBSERVATIONS
				7	9:05	P	NO SIGNIFICANT CLINICAL OBSERVATIONS
				8	12:14	P	NO SIGNIFICANT CLINICAL OBSERVATIONS
				9	11:21	P	NO SIGNIFICANT CLINICAL OBSERVATIONS
				10	9:35	P	NO SIGNIFICANT CLINICAL OBSERVATIONS
				11	8:17	P	NO SIGNIFICANT CLINICAL OBSERVATIONS
				12	7:37	P	NO SIGNIFICANT CLINICAL OBSERVATIONS
				13	7:20	P	NO SIGNIFICANT CLINICAL OBSERVATIONS
				14	8:09	P	NO SIGNIFICANT CLINICAL OBSERVATIONS
				15	9:58	P	NO SIGNIFICANT CLINICAL OBSERVATIONS
				16	13:53	P	NO SIGNIFICANT CLINICAL OBSERVATIONS
				17	8:43	P	NO SIGNIFICANT CLINICAL OBSERVATIONS
				18	10:52	P	NO SIGNIFICANT CLINICAL OBSERVATIONS
				19	9:50	P	NO SIGNIFICANT CLINICAL OBSERVATIONS
				20	10:49	P	NO SIGNIFICANT CLINICAL OBSERVATIONS
				21	10:34	P	NO SIGNIFICANT CLINICAL OBSERVATIONS
				22	11:27	P	NO SIGNIFICANT CLINICAL OBSERVATIONS
				23	8:50	P	NO SIGNIFICANT CLINICAL OBSERVATIONS
				24	10:24	P	NO SIGNIFICANT CLINICAL OBSERVATIONS
				25	12:26	P	NO SIGNIFICANT CLINICAL OBSERVATIONS
				26	10:29	P	NO SIGNIFICANT CLINICAL OBSERVATIONS
				27	9:59	P	NO SIGNIFICANT CLINICAL OBSERVATIONS
90172	M	30 MG/KG/DAY	NORMAL	0	14:22	P	NO SIGNIFICANT CLINICAL OBSERVATIONS

GRADE CODE: 1 - SLIGHT 2 - MODERATE 3 - SEVERE P - PRESENT

TABLE A5 (AT TIME OF DOSING - MALES)

PROJECT NO.:WIL-189205M A 28-DAY ORAL STUDY OF H-28397 IN RATS WITH 28-DAY RECOVERY PAGE 58
SPONSOR:E.I. DUPONT INDIVIDUAL CLINICAL OBSERVATIONS
SPONSOR NO.:DUPONT-24447

STUDY DAYS: 0 THROUGH 27

ANIMAL	SEX	GROUP	CATEGORY	STUDY DAY	TIME	GRADE	OBSERVATIONS
90172	M	30 MG/KG/DAY	NORMAL	1	12:55	P	NO SIGNIFICANT CLINICAL OBSERVATIONS
				2	11:43	P	NO SIGNIFICANT CLINICAL OBSERVATIONS
				3	8:47	P	NO SIGNIFICANT CLINICAL OBSERVATIONS
				4	8:29	P	NO SIGNIFICANT CLINICAL OBSERVATIONS
				5	7:27	P	NO SIGNIFICANT CLINICAL OBSERVATIONS
				6	9:38	P	NO SIGNIFICANT CLINICAL OBSERVATIONS
				7	9:05	P	NO SIGNIFICANT CLINICAL OBSERVATIONS
				8	12:14	P	NO SIGNIFICANT CLINICAL OBSERVATIONS
				9	11:22	P	NO SIGNIFICANT CLINICAL OBSERVATIONS
				10	9:35	P	NO SIGNIFICANT CLINICAL OBSERVATIONS
				11	8:17	P	NO SIGNIFICANT CLINICAL OBSERVATIONS
				12	7:37	P	NO SIGNIFICANT CLINICAL OBSERVATIONS
				13	7:21	P	NO SIGNIFICANT CLINICAL OBSERVATIONS
				14	8:09	P	NO SIGNIFICANT CLINICAL OBSERVATIONS
				15	9:58	P	NO SIGNIFICANT CLINICAL OBSERVATIONS
				16	13:53	P	NO SIGNIFICANT CLINICAL OBSERVATIONS
				17	8:43	P	NO SIGNIFICANT CLINICAL OBSERVATIONS
				18	10:53	P	NO SIGNIFICANT CLINICAL OBSERVATIONS
				19	9:50	P	NO SIGNIFICANT CLINICAL OBSERVATIONS
				20	10:49	P	NO SIGNIFICANT CLINICAL OBSERVATIONS
				21	10:34	P	NO SIGNIFICANT CLINICAL OBSERVATIONS
				22	11:27	P	NO SIGNIFICANT CLINICAL OBSERVATIONS
				23	8:50	P	NO SIGNIFICANT CLINICAL OBSERVATIONS
				24	10:24	P	NO SIGNIFICANT CLINICAL OBSERVATIONS
				25	12:27	P	NO SIGNIFICANT CLINICAL OBSERVATIONS
				26	10:29	P	NO SIGNIFICANT CLINICAL OBSERVATIONS
				27	10:00	P	NO SIGNIFICANT CLINICAL OBSERVATIONS

GRADE CODE: 1 - SLIGHT 2 - MODERATE 3 - SEVERE P - PRESENT

PCRDv4.11
04/16/2008